

Select your language

- [German](#)
- [English](#)
- [Spanish](#)
- [French](#)
- [Dutch](#)
- [Italian](#)
- [Polish](#)
- [Czech](#)
- [Russian](#)
- [Norwegian Bokmål](#)

Worldwide English



LS-XRLA40R - Adjustable roller lever, D=40mm, rubber



266130 LS-XRLA40R

[Overview](#) [Specifications](#) [Resources](#)



- [Delivery program](#)

- [Design verification as per IEC/EN 61439](#)

- [Technical data ETIM 7.0](#)

- [Approvals](#)

- [Dimensions](#)

266130 LS-XRLA40R

Adjustable roller lever, D=40mm, rubber

Alternate Catalog No.

LS-XRLA40R

EL-Nummer (Norway)

4356131

Operating head for LS-Titan position switch, IEC EN 60947-5-1, high degree of protection IP66, device for world markets, modular system, easy mounting technology operating heads can be attached in any 4 directions and snapped on simple, quick and safely using the bayonet fitting.

Delivery program

Basic function

Operating heads

Part group reference

LS(M)-...

Product range

Adjustable roller lever

Diameter [□]

40 mm

Material

Roller: Rubber

For use with

Basic devices LS(M)...

Notes

The operating head can be rotated at 90° intervals to adapt to the specified approach direction.

Design verification as per IEC/EN 61439

Technical data for design verification

Rated operational current for specified heat dissipation [I_n]

0 A

Heat dissipation per pole, current-dependent [P_{id}]

0 W

Equipment heat dissipation, current-dependent [P_{id}]

0 W

Static heat dissipation, non-current-dependent [P_s]

0 W
Heat dissipation capacity [P_{diss}]
0 W
Operating ambient temperature min.
-40 °C
Operating ambient temperature max.
+70 °C
IEC/EN 61439 design verification
10.2 Strength of materials and parts 10.2.2 Corrosion resistance
Meets the product standard's requirements.
10.2 Strength of materials and parts 10.2.3.1 Verification of thermal stability of enclosures
Meets the product standard's requirements.
10.2 Strength of materials and parts 10.2.3.2 Verification of resistance of insulating materials to normal heat
Meets the product standard's requirements.
10.2 Strength of materials and parts 10.2.3.3 Verification of resistance of insulating materials to abnormal heat and fire due to internal electric effects
Meets the product standard's requirements.
10.2 Strength of materials and parts 10.2.4 Resistance to ultra-violet (UV) radiation
Please enquire
10.2 Strength of materials and parts 10.2.5 Lifting
Does not apply, since the entire switchgear needs to be evaluated.
10.2 Strength of materials and parts 10.2.6 Mechanical impact
Does not apply, since the entire switchgear needs to be evaluated.
10.2 Strength of materials and parts 10.2.7 Inscriptions
Meets the product standard's requirements.
10.3 Degree of protection of ASSEMBLIES
Does not apply, since the entire switchgear needs to be evaluated.
10.4 Clearances and creepage distances
Meets the product standard's requirements.
10.5 Protection against electric shock
Does not apply, since the entire switchgear needs to be evaluated.
10.6 Incorporation of switching devices and components
Does not apply, since the entire switchgear needs to be evaluated.
10.7 Internal electrical circuits and connections
Is the panel builder's responsibility.
10.8 Connections for external conductors
Is the panel builder's responsibility.
10.9 Insulation properties 10.9.2 Power-frequency electric strength
Is the panel builder's responsibility.
10.9 Insulation properties 10.9.3 Impulse withstand voltage
Is the panel builder's responsibility.
10.9 Insulation properties 10.9.4 Testing of enclosures made of insulating material
Is the panel builder's responsibility.
10.10 Temperature rise
Not applicable.
10.11 Short-circuit rating
Is the panel builder's responsibility. The specifications for the switchgear must be observed.
10.12 Electromagnetic compatibility
Is the panel builder's responsibility. The specifications for the switchgear must be observed.
10.13 Mechanical function
The device meets the requirements, provided the information in the instruction leaflet (IL) is observed.

Technical data ETIM 7.0

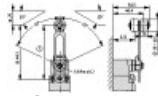
Sensors (EG000026) / Drive head for position switches/hinge switches (EC001483)
Electric engineering, automation, process control engineering / Binary sensor technology, safety-related sensor technology / Position switch / Drive head for position switches (ecl@ss10.0.1-27-27-06-04 [BAA083012])
Type of control element
Adjustable roller lever

Approvals

Product Standards
IEC/EN 60947-5; UL 508; CSA-C22.2 No. 14; CE marking
UL File No.
E29184
UL Category Control No.
NKCR
CSA File No.
12528

CSA Class No.
3211-03
North America Certification
UL listed, CSA certified

Dimensions



□ Setting range of 54.5 to 97

CAD data

- [Product-specific CAD data](#)
(Web)
- [3D Preview](#)
(Web)

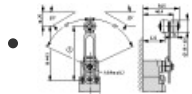
DWG files

- [DA-CD-Is_xrla40r](#)
File
(Web)

Step files

- [DA-CS-Is_xrla40r](#)
File
(Web)

Dimensions single product



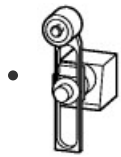
[131X110](#)

Line drawing

Adjustable roller lever

□ Setting range of 54.5 to 97

3D drawing



[131I186](#)

Line drawing

Adjustable roller lever

Product photo



[1310PIC-34](#)

Photo

Adjustable roller lever

Instruction Leaflet

- [Position switch LS-Titan: Basic unit LS\(M\) \(IL053001ZU\)](#)
Asset
(PDF, 07/2021, multilingual)

Declaration of Conformity

EU

- [Limit switch LS-Titan \(DA-DC-00003472\)](#)
Asset
(PDF)

UK

- [Limit switch LS-Titan \(DA-DC-00003963\)](#)
Asset
(PDF)

Download-Center

- [Download-Center \(this item\)](#)
Eaton EMEA Download-Center - download data for this item
- [Download-Center](#)
Eaton EMEA Download-Center



[Generate data sheet in PDF format](#)



[Generate data sheet in Excel format](#)



[Write a comment](#)

[Imprint](#) [Privacy Policy](#) [Legal Disclaimer](#) [Terms and Conditions](#)

© 2021 by Eaton Industries GmbH

