

Select your language

- [German](#)
- [English](#)
- [Spanish](#)
- [French](#)
- [Dutch](#)
- [Italian](#)
- [Polish](#)
- [Czech](#)
- [Russian](#)
- [Norwegian Bokmål](#)

Worldwide English



DS7-FAN-200 - Fan, for DS7 soft starter, BG4



169022 DS7-FAN-200

[Overview](#) [Specifications](#) [Resources](#)



- [Delivery program](#)
- [Design verification as per IEC/EN 61439](#)
- [Technical data ETIM 7.0](#)
- [Approvals](#)
- [Dimensions](#)

169022 DS7-FAN-200

Fan, for DS7 soft starter, BG4

Alternate Catalog No.

EL-Nummer (Norway)

DS7-FAN-200

4137349

Device fan for the DS7 for increasing the operations counter. Also in applications with higher ambient air temperatures or or when assembled with the PKZ / PKE via the connecting adapter, the fan is a useful supplement to the DS7 soft starter in order to be able to solve an application without or with significantly reduced derating.

Delivery program

Accessories

Device fans

Description

Bottom fans

Device fan for increasing the load cycle (more starts per hour higher or longer-lasting starting current)

For use with

DS7-34...SX135...

DS7-34...SX160...

DS7-34...SX200...

Design verification as per IEC/EN 61439

Technical data for design verification

Operating ambient temperature min.

-5 °C

Operating ambient temperature max.

+40 °C

IEC/EN 61439 design verification

10.2 Strength of materials and parts10.2.2 Corrosion resistance

Meets the product standard's requirements.

10.2 Strength of materials and parts10.2.3.1 Verification of thermal stability of enclosures

Meets the product standard's requirements.

10.2 Strength of materials and parts10.2.3.2 Verification of resistance of insulating materials to normal heat

Meets the product standard's requirements.

10.2 Strength of materials and parts10.2.3.3 Verification of resistance of insulating materials to abnormal heat and fire

due to internal electric effects

Meets the product standard's requirements.

10.2 Strength of materials and parts 10.2.4 Resistance to ultra-violet (UV) radiation

Meets the product standard's requirements.

10.2 Strength of materials and parts 10.2.5 Lifting

Does not apply, since the entire switchgear needs to be evaluated.

10.2 Strength of materials and parts 10.2.6 Mechanical impact

Does not apply, since the entire switchgear needs to be evaluated.

10.2 Strength of materials and parts 10.2.7 Inscriptions

Meets the product standard's requirements.

10.3 Degree of protection of ASSEMBLIES

Does not apply, since the entire switchgear needs to be evaluated.

10.4 Clearances and creepage distances

Meets the product standard's requirements.

10.5 Protection against electric shock

Does not apply, since the entire switchgear needs to be evaluated.

10.6 Incorporation of switching devices and components

Does not apply, since the entire switchgear needs to be evaluated.

10.7 Internal electrical circuits and connections

Is the panel builder's responsibility.

10.8 Connections for external conductors

Is the panel builder's responsibility.

10.9 Insulation properties 10.9.2 Power-frequency electric strength

Is the panel builder's responsibility.

10.9 Insulation properties 10.9.3 Impulse withstand voltage

Is the panel builder's responsibility.

10.9 Insulation properties 10.9.4 Testing of enclosures made of insulating material

Is the panel builder's responsibility.

10.10 Temperature rise

The panel builder is responsible for the temperature rise calculation. Eaton will provide heat dissipation data for the devices.

10.11 Short-circuit rating

Is the panel builder's responsibility. The specifications for the switchgear must be observed.

10.12 Electromagnetic compatibility

Is the panel builder's responsibility. The specifications for the switchgear must be observed.

10.13 Mechanical function

The device meets the requirements, provided the information in the instruction leaflet (IL) is observed.

Technical data ETIM 7.0

Low-voltage industrial components (EG000017) / Accessories for electronic motor control and protection device (EC002615)

Electric engineering, automation, process control engineering / Low-voltage switch technology / Electronic motor control and motor protection device / Electronic motor control and motor protection unit (accessories) (ecl@ss10.0.1-27-37-08-92 [ACC035011])

Type of accessory

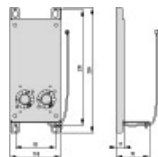
Other

Approvals

North America Certification

UL/CSA certification not required

Dimensions



CAD data

- [Product-specific CAD data](#)
(Web)
- [3D Preview](#)
(Web)

DWG files

- [DA-CD-ds7_fan_200](#)
File
(Web)

edz files

- [DA-CE-ETN.DS7-FAN-200](#)
File
(Web)


Step files

- [DA-CS-ds7_fan_200](#)
File
(Web)

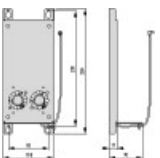
Product photo

- 
[8250PIC-89](#)
Photo

3D drawing

- 
[8250DRV-104](#)
Line drawing
Device fans for soft starter DS7

Dimensions single product

- 
[8250DIM-23](#)
Line drawing
Device fans for soft starter DS7

Instruction Leaflet

- [Soft starter DS7: size 3 and size 4 \(IL03902005Z\)](#)
Asset
former AWA8250-2543
(PDF, 06/2021, multilingual)

Declaration of Conformity

EU

- [Soft starter \(DA-DC-00003978\)](#)
Asset
(PDF)

Download-Center

- [Download-Center \(this item\)](#)
Eaton EMEA Download-Center - download data for this item

- [Download-Center](#)
Eaton EMEA Download-Center



[Generate data sheet in PDF format](#)



[Generate data sheet in Excel format](#)



[Write a comment](#)

[Imprint](#) [Privacy Policy](#) [Legal Disclaimer](#) [Terms and Conditions](#)

© 2021 by Eaton Industries GmbH

