

Select your language

- [German](#)
- [English](#)
- [Spanish](#)
- [French](#)
- [Dutch](#)
- [Italian](#)
- [Polish](#)
- [Czech](#)
- [Russian](#)
- [Norwegian Bokmål](#)

Worldwide English



Powering Business Worldwide

NZM3-XTVD-NA - Door coupling rotary handle, black, lockable, size 3, NA type



271447 NZM3-XTVD-NA

[Overview](#) [Specifications](#) [Resources](#)



271447 NZM3-XTVD-NA

Door coupling rotary handle, black, lockable, size 3, NA type

EL-Nummer (Norway) 4315583

Optional accessories for circuit-breaker series NZM offers a comprehensive portfolio of application possibilities for worldwide use. Modular functional groups make mounting flexible and simple. Note: Complete including rotary drive and coupling parts. Extension shaft additionally required. Cannot be combined with mechanical interlock. External warning plate/marketing plate can be clipped on. Default, black/grey. Lockable on the 0 position on the handle using up to 3 padlocks. With door interlock. Door interlock not defeated in the locked OFF position. Door opens only with active rotation beyond the 0 position. Can be used for: NZM3, N3

- [Delivery program](#)

- [Design verification as per IEC/EN 61439](#)

- [Technical data ETIM 7.0](#)

- [Approvals](#)

- [Dimensions](#)

Delivery program

Product range

Accessories

Accessories

Door coupling rotary handle

Standard/Approval

UL/CSA, IEC

Construction size

NZM3

Description

Door coupling rotary handle for operating the switch through a closed control panel door

Function

Standard, black/grey

Protection class

IP66

UL/CSA Type 4X, Type 12

Locking facility

lockable on the 0 position on the handle using up to 3 padlocks

With door interlock

Door interlock

Not defeated in the locked OFF position.

Door opens only with active rotation beyond the 0 position

Project planning information

Complete including rotary drive and coupling parts

Extension shaft additionally required.

Cannot be combined with mechanical interlock

External warning plate/designation label can be clipped on.

For use with

NZM3, N3

lockable
single

Design verification as per IEC/EN 61439

IEC/EN 61439 design verification

10.2 Strength of materials and parts 10.2.2 Corrosion resistance

Meets the product standard's requirements.

10.2 Strength of materials and parts 10.2.3.1 Verification of thermal stability of enclosures

Meets the product standard's requirements.

10.2 Strength of materials and parts 10.2.3.2 Verification of resistance of insulating materials to normal heat

Meets the product standard's requirements.

10.2 Strength of materials and parts 10.2.3.3 Verification of resistance of insulating materials to abnormal heat and fire due to internal electric effects

Meets the product standard's requirements.

10.2 Strength of materials and parts 10.2.4 Resistance to ultra-violet (UV) radiation

Meets the product standard's requirements.

10.2 Strength of materials and parts 10.2.5 Lifting

Does not apply, since the entire switchgear needs to be evaluated.

10.2 Strength of materials and parts 10.2.6 Mechanical impact

Does not apply, since the entire switchgear needs to be evaluated.

10.2 Strength of materials and parts 10.2.7 Inscriptions

Meets the product standard's requirements.

10.3 Degree of protection of ASSEMBLIES

Does not apply, since the entire switchgear needs to be evaluated.

10.4 Clearances and creepage distances

Meets the product standard's requirements.

10.5 Protection against electric shock

Does not apply, since the entire switchgear needs to be evaluated.

10.6 Incorporation of switching devices and components

Does not apply, since the entire switchgear needs to be evaluated.

10.7 Internal electrical circuits and connections

Is the panel builder's responsibility.

10.8 Connections for external conductors

Is the panel builder's responsibility.

10.9 Insulation properties 10.9.2 Power-frequency electric strength

Is the panel builder's responsibility.

10.9 Insulation properties 10.9.3 Impulse withstand voltage

Is the panel builder's responsibility.

10.9 Insulation properties 10.9.4 Testing of enclosures made of insulating material

Is the panel builder's responsibility.

10.10 Temperature rise

The panel builder is responsible for the temperature rise calculation. Eaton will provide heat dissipation data for the devices.

10.11 Short-circuit rating

Is the panel builder's responsibility. The specifications for the switchgear must be observed.

10.12 Electromagnetic compatibility

Is the panel builder's responsibility. The specifications for the switchgear must be observed.

10.13 Mechanical function

The device meets the requirements, provided the information in the instruction leaflet (IL) is observed.

Technical data ETIM 7.0

Low-voltage industrial components (EG000017) / Handle for power circuit breaker (EC000229)

Electric engineering, automation, process control engineering / Low-voltage switch technology / Circuit breaker (LV < 1 kV) / Handle for switch devices (ecl@ss10.0.1-27-37-04-14 [AKF012014])

Lockable

Yes

Colour

Black

Suitable for emergency stop

No

With extension shaft

No

Suitable for power circuit breaker

Yes

Suitable for switch disconnecter

Yes

Approvals

Approvals

Product Standards

UL489; CSA-C22.2 No. 5-09; IEC60947, CE marking

UL File No.

E140305

UL Category Control No.

DIHS

CSA File No.

022086

CSA Class No.

1437-01

North America Certification

UL listed, CSA certified

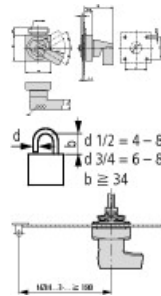
Specially designed for North America

Rotary handle with additional 4th position, beyond OFF, to release door interlock.

Degree of Protection

IEC: IP66, UL/CSA Type 4X, 12

Dimensions



Minimum door coupling rotary handle clearance from door pivot point

CAD data

- [Product-specific CAD data](#)
(Web)
- [3D Preview](#)
(Web)

DWG files

- [DA-CD-nzm3_xtvd](#)
File
(Web)

Step files

- [DA-CS-nzm3_xtvd](#)
File
(Web)

Product photo

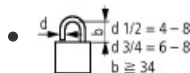


[sg06315](#)

Photo

Door coupling rotary handle, lockable

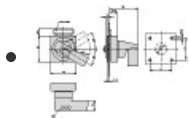
Dimensions single product



[123X196](#)

Line drawing

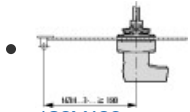
Padlock



123X368

Line drawing

Door coupling handle

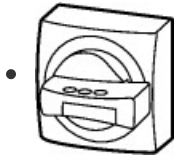


123X489

Line drawing

Minimum door coupling rotary handle clearance from door pivot point

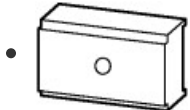
3D drawing



123I518

Line drawing

Door coupling rotary handle



123I699

Line drawing

Coupling part for door-coupling rotary handle

Symbol



0000SPC-173

Graphic

Logo new yellow small

Instruction Leaflet

- IL01208007Z

Asset

(PDF, Language independent)

Download-Center

- [Download-Center \(this item\)](#)
Eaton EMEA Download-Center - download data for this item
- [Download-Center](#)
Eaton EMEA Download-Center



[Generate data sheet in PDF format](#)



[Generate data sheet in Excel format](#)



[Write a comment](#)

[Imprint](#) [Privacy Policy](#) [Legal Disclaimer](#) [Terms and Conditions](#)

© 2022 by Eaton Industries GmbH

