

Select your language

- [German](#)
- [English](#)
- [Spanish](#)
- [French](#)
- [Dutch](#)
- [Italian](#)
- [Polish](#)
- [Czech](#)
- [Russian](#)
- [Norwegian Bokmål](#)

Worldwide English



Powering Business Worldwide

NZM1-XDTV - Rotary handle, lockable on the handle, size 1



260131 NZM1-XDTV

[Overview](#) [Specifications](#) [Resources](#)



260131 NZM1-XDTV

Rotary handle, lockable on the handle, size 1

EL-Nummer (Norway)

4362696

Contactor with spring-loaded terminals for quick, reliable wiring. The same dimensions for AC- and DC-operated contactors enables the use of the same accessories. Integrated suppressor circuit.

Deliverable accessories: auxiliary contact modules plug-in type and side mounting, black/grey. Lockable on the 0 position on the handle on the switch using up to 3 padlocks, can also be modified in I position. Also available with door interlock e.g. for MCC service distribution. Door interlock in ON position, can be defeated from the outside using a 1 mm pin. Not defeated in the locked OFF and ON positions. Door can be opened in OFF, can only be switched ON when the door is closed. Can be used for: NZM1(-4), FN1(-4), N(NO)1(-4)

- [Delivery program](#)

Design verification as per
IEC/EN 61439

- [Technical data ETIM 7.0](#)

- [Approvals](#)

- [Dimensions](#)

Delivery program

Product range

Accessories

Accessories

Rotary handle on switch with door interlock

Standard/Approval

UL/CSA, IEC

Construction size

NZM1

Description

Makes it possible to operate the switch with a rotational movement and provides locking facilities

Function

Standard, black/grey

Protection class

IP40

Locking facility

lockable on the 0 position on the handle using up to 3 padlocks

can also be modified in I position

also available with door interlock e.g. for MCC service distribution

Door interlock

Door interlock in ON position

can be defeated from the outside using a 1 mm pin

Not defeated in the locked OFF and ON positions

Door can be opened in OFF

Can only be switched ON when the door is closed

Project planning information

Complete with rotary drive and insulating surround

Actuation
Rotary handle
For use with
N2M1(-4), FN1(-4), N(S)1(-4)

Notes

Circuit-breaker can also be installed in a lying position 90 ° left/right, with the handle still in the same position.

Design verification as per IEC/EN 61439

IEC/EN 61439 design verification

10.2 Strength of materials and parts 10.2.2 Corrosion resistance

Meets the product standard's requirements.

10.2 Strength of materials and parts 10.2.3.1 Verification of thermal stability of enclosures

Meets the product standard's requirements.

10.2 Strength of materials and parts 10.2.3.2 Verification of resistance of insulating materials to normal heat

Meets the product standard's requirements.

10.2 Strength of materials and parts 10.2.3.3 Verification of resistance of insulating materials to abnormal heat and fire due to internal electric effects

Meets the product standard's requirements.

10.2 Strength of materials and parts 10.2.4 Resistance to ultra-violet (UV) radiation

Meets the product standard's requirements.

10.2 Strength of materials and parts 10.2.5 Lifting

Does not apply, since the entire switchgear needs to be evaluated.

10.2 Strength of materials and parts 10.2.6 Mechanical impact

Does not apply, since the entire switchgear needs to be evaluated.

10.2 Strength of materials and parts 10.2.7 Inscriptions

Meets the product standard's requirements.

10.3 Degree of protection of ASSEMBLIES

Does not apply, since the entire switchgear needs to be evaluated.

10.4 Clearances and creepage distances

Meets the product standard's requirements.

10.5 Protection against electric shock

Does not apply, since the entire switchgear needs to be evaluated.

10.6 Incorporation of switching devices and components

Does not apply, since the entire switchgear needs to be evaluated.

10.7 Internal electrical circuits and connections

Is the panel builder's responsibility.

10.8 Connections for external conductors

Is the panel builder's responsibility.

10.9 Insulation properties 10.9.2 Power-frequency electric strength

Is the panel builder's responsibility.

10.9 Insulation properties 10.9.3 Impulse withstand voltage

Is the panel builder's responsibility.

10.9 Insulation properties 10.9.4 Testing of enclosures made of insulating material

Is the panel builder's responsibility.

10.10 Temperature rise

The panel builder is responsible for the temperature rise calculation. Eaton will provide heat dissipation data for the devices.

10.11 Short-circuit rating

Is the panel builder's responsibility. The specifications for the switchgear must be observed.

10.12 Electromagnetic compatibility

Is the panel builder's responsibility. The specifications for the switchgear must be observed.

10.13 Mechanical function

The device meets the requirements, provided the information in the instruction leaflet (IL) is observed.

Technical data ETIM 7.0

Low-voltage industrial components (EG000017) / Handle for power circuit breaker (EC000229)

Electric engineering, automation, process control engineering / Low-voltage switch technology / Circuit breaker (LV < 1 kV) / Handle for switch devices (ec1@ss10.0.1-27-37-04-14 [AKF012014])

Lockable

Yes

Colour

Black

Suitable for emergency stop

No

With extension shaft

No

Suitable for power circuit breaker

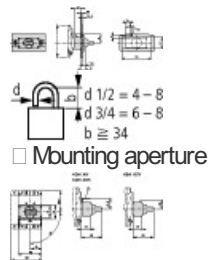
Yes

Suitable for switch disconnecter
Yes

Approvals

Product Standards
UL489; CSA-C22.2 No. 5-09; IEC60947, CE marking
UL File No.
E140305
UL Category Control No.
DIHS
CSA File No.
022086
CSA Class No.
1437-01
North America Certification
UL listed, CSA certified

Dimensions



CAD data

- [Product-specific CAD data](#)
(Web)
- [3D Preview](#)
(Web)

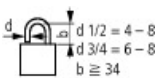
DWG files

- [DA-CD-nzm1_xd](#)
File
(Web)

Step files

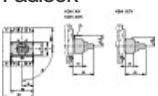
- [DA-CS-nzm1_xd](#)
File
(Web)

Dimensions single product

- 
 $d \frac{1}{2} = 4-8$
 $d \frac{3}{4} = 6-8$
 $b \geq 34$

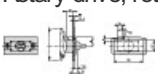
[123X196](#)

Line drawing
Padlock

- 

[123X296](#)

Line drawing
Rotary drive, rotary handle for circuit-breaker

- 

[123X301](#)

Line drawing
Rotary handle on switch with door interlock

3D drawing



[1231244](#)

Line drawing
Door coupling rotary handle

Product photo



[1230PIC-840](#)

Photo

Instruction Leaflet

- [IL01206003Z](#)

Asset
(PDF, Language independent)

Download-Center

- [Download-Center \(this item\)](#)
Eaton EMEA Download-Center - download data for this item
- [Download-Center](#)
Eaton EMEA Download-Center



[Generate data sheet in PDF format](#)



[Generate data sheet in Excel format](#)



[Write a comment](#)

[Imprint](#) [Privacy Policy](#) [Legal Disclaimer](#) [Terms and Conditions](#)

© 2022 by Eaton Industries GmbH

