

Select your language

- German
- English
- Spanish
- French
- Dutch
- Italian
- Polish
- Czech
- Russian
- Norwegian Bokmål

Worldwide English




NZM3-4-XKV2P - Terminal jumper, with cover 4p/2p



131731 NZM3-4-XKV2P

[Overview](#) [Specifications](#) [Resources](#)



131731 NZM3-4-XKV2P

Terminal jumper, with cover 4p/2p

EL-Nummer (Norway)

4356083

Optional accessories for the circuit-breaker series NZM offers a comprehensive portfolio of application options for use world wide. The mounting is always flexible and easy thanks to the modular function groups. Notes: part no. contains parts for upper switch side for 4 pole switches N...-S1-DC that are used as 2 pole switches for DC. The links each connect 2 contacts in series. Incoming unit and outgoer at bottom or top, user-definable. = 1250A: for 65 °C ambient air temperature connection at bottom through module plates NZM4-4-XKV2S-1600. Use jumper kit with cover for: N3-320(400)-S1-DC

- [Delivery program](#)
- [Design verification as per IEC/EN 61439](#)
- [Technical data ETIM 7.0](#)
- [Dimensions](#)

Delivery program

Number of poles

2 pole

Accessories

DC link kit

Number of conductors

4

Jumper kit with cover IP2X

Rated current [I_n]

517 (40 °C_a)

435 (65 °C_a) A

For use with

N3-4...-S1(-S15)-DC

Notes

Model contains parts for upper switch side for 4 pole switches N...-DC that are used as 2 pole switches for DC.

The links each connect contacts in series.

Incoming unit and outgoer at bottom or top, user-definable.

See figure connection type.

Design verification as per IEC/EN 61439

IEC/EN 61439 design verification

10.2 Strength of materials and parts 10.2.2 Corrosion resistance

Meets the product standard's requirements.

10.2 Strength of materials and parts 10.2.3.1 Verification of thermal stability of enclosures

Meets the product standard's requirements.

10.2 Strength of materials and parts 10.2.3.2 Verification of resistance of insulating materials to normal heat

Meets the product standard's requirements.

10.2 Strength of materials and parts 10.2.3.3 Verification of resistance of insulating materials to abnormal heat and fire

due to internal electric effects

Meets the product standard's requirements.

10.2 Strength of materials and parts 10.2.4 Resistance to ultra-violet (UV) radiation

Meets the product standard's requirements.

10.2 Strength of materials and parts 10.2.5 Lifting

Does not apply, since the entire switchgear needs to be evaluated.

10.2 Strength of materials and parts 10.2.6 Mechanical impact

Does not apply, since the entire switchgear needs to be evaluated.

10.2 Strength of materials and parts 10.2.7 Inscriptions

Meets the product standard's requirements.

10.3 Degree of protection of ASSEMBLIES

Does not apply, since the entire switchgear needs to be evaluated.

10.4 Clearances and creepage distances

Meets the product standard's requirements.

10.5 Protection against electric shock

Does not apply, since the entire switchgear needs to be evaluated.

10.6 Incorporation of switching devices and components

Does not apply, since the entire switchgear needs to be evaluated.

10.7 Internal electrical circuits and connections

Is the panel builder's responsibility.

10.8 Connections for external conductors

Is the panel builder's responsibility.

10.9 Insulation properties 10.9.2 Power-frequency electric strength

Is the panel builder's responsibility.

10.9 Insulation properties 10.9.3 Impulse withstand voltage

Is the panel builder's responsibility.

10.9 Insulation properties 10.9.4 Testing of enclosures made of insulating material

Is the panel builder's responsibility.

10.10 Temperature rise

The panel builder is responsible for the temperature rise calculation. Eaton will provide heat dissipation data for the devices.

10.11 Short-circuit rating

Is the panel builder's responsibility. The specifications for the switchgear must be observed.

10.12 Electromagnetic compatibility

Is the panel builder's responsibility. The specifications for the switchgear must be observed.

10.13 Mechanical function

The device meets the requirements, provided the information in the instruction leaflet (IL) is observed.

Technical data ETIM 7.0

Low-voltage industrial components (EG000017) / Wiring set for power circuit breaker (EC002050)

Electric engineering, automation, process control engineering / Low-voltage switch technology / Circuit breaker (LV < 1 kV) / Wiring set for circuit breaker (ecl@ss10.0.1-27-37-04-24 [ACN957011])

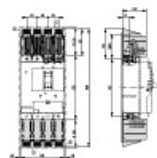
Suitable for number of poles

4

Model

Other

Dimensions



CAD data

- [Product-specific CAD data](#)
(Web)
- [3D Preview](#)
(Web)

DWG files

- [DA-CD-nzm3_4_xkv2p](#)
File
(Web)

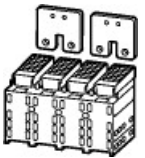
Step files

- [DA-CS-nzm3_4_xkv2p](#)
File
(Web)

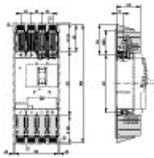
Product photo

- 
[1230PIC-846](#)
Photo

3D drawing

- 
[1230DRW-934](#)
Line drawing

Dimensions single product

- 
[1230DIM-318](#)
Line drawing

Instruction Leaflet

- [IL01208003Z](#)
Asset
(PDF, Language independent)

Download-Center

- [Download-Center \(this item\)](#)
Eaton EMEA Dow nload-Center - dow nload data for this item
- [Download-Center](#)
Eaton EMEA Dow nload-Center



[Generate data sheet in PDF format](#)



[Generate data sheet in Excel format](#)



[Write a comment](#)

[Imprint](#) [Privacy Policy](#) [Legal Disclaimer](#) [Terms and Conditions](#)

© 2022 by Eaton Industries GmbH

