

HARVIA HRKG

HRKG135400

The Harvia Club heater is a heavy duty heater with enough steam for a large group of users, from morning till night. Heaters used in large saunas or on a continuous basis must be functional, efficient and comfortable to use. The impressive floor-mounted Club electric heater with a steel outer shell is perfect for this purpose after all, it represents the world-famous quality of Harvia. Equipped with a separate control unit, the Club super heater is excellently suited for apartment buildings, hotels, holiday resorts, sports centres and swimming halls as well as large family saunas. Choose Club when you demand super power and durability from your heater.



Features

Main material : Steel


H x W x D : 700.0 x 505.0 x 430.0 mm

Net weight (kg) : 20.0

Installation type : Floor

ID	GTIN	Output (kW)	Sauna room size min - max m3
HRKG135400	6410082607136	13.2 kW	14.0-24.0

Related products



SFE-500500



SASL2M



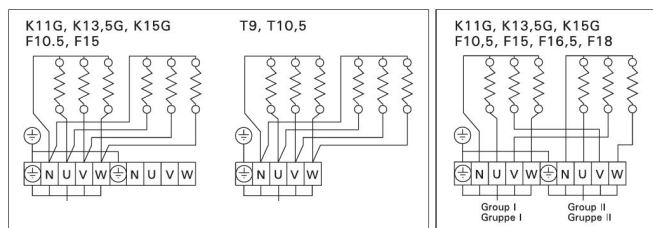
Spare parts

Product	ID	Pcs
Heating element 2500W/230V, F	ZSP-250	3
Heating element 2000W/230V	ZSS-120	3

Technical details

Technical data	Type / attribute	HRKG135400
	Color	Stainless Steel
	Power output	13.2 kW
	Stone sizes	5-10 cm
	Stone amount (kg)	60
Dimensions	Product width (mm)	505
	Product height (mm)	700
	Product depth (mm)	430
	Net weight (kg)	20
	Gross weight	21.5
	Package width	445
	Package height	735
	Package depth	510
Safety and installation dimensions	Safety distance front (non-combustible materials)	50
	Safety distance front (combustible materials)	50
	Safety distance side (non-combustible materials)	50
	Safety distance side (combustible materials)	50
	Safety distance behind (non-combustible materials)	100
	Safety distance (Ceiling) (depends on connections and therefore from output, star/delta)	1400
	Room min. height(depends on connections and therefore from output, star/delta)	2100
	Installation opening height	2100
	Installation opening width	655
	Installation opening depth	530

Technical images



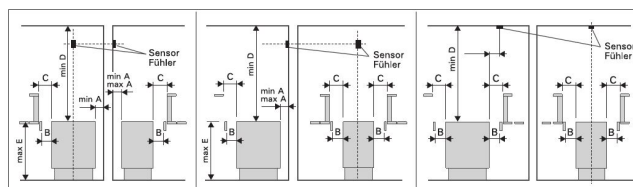
The heater's electrical connections

The heater's electrical connections
in two groups

Heater Ofen	Output Leistung	Saunaroom Saunakabine		Min. distances Min. abstand des Ofen						Cables Kabel		Fuse Sicherung		
		Cubic vol. Rauminhalt	Height Höhe	A min.	A max.	B min.	C min.	D min.	E max.	To control zum Steuergerät	To sensor zum Fühler	Connecting cable to heater Anschlußkabel zum Ofen	400 V 3N~	
		See fig. 2.3. Siehe Kap. 2.3.		See fig. 3. Siehe Abb. 3.						MLMK/ MMJ	SSJ	H07RN-F		
	kW	min m ³	max m ³	min mm	mm	mm	mm	mm	mm	mm ²	mm ²	mm ²	A	
K11G	11,0	9	16	1900	70	170	50	70	1200	700	5 x 2,5	4 x 0,25	5 x 2,5	3 x 16 A
K13,5G	13,5	11	20	2100	100	200	50	100	1400	700	5 x 4,0	4 x 0,25	5 x 2,5	3 x 20 A
K15G	15,0	14	24	2100	100	200	50	100	1400	700	5 x 6,0	4 x 0,25	5 x 2,5	3 x 25 A
T9	9,0	8	14	1900	120	150	50	80	1250	650	5 x 2,5	4 x 0,25	5 x 2,5	3 x 16 A
T10.5	10,5	9	15	1900	150	180	50	100	1250	650	5 x 2,5	4 x 0,25	5 x 2,5	3 x 16 A
F10.5	10,5	9	18	2100	100	200	30	50	1400	700	5 x 2,5	4 x 0,25	5 x 2,5	3 x 16 A
F15	15	14	26	2100	150	250	30	100	1400	700	5 x 6,0	4 x 0,25	5 x 2,5	3 x 25 A
F16.5	16,5	16	30	2100	150	250	30	100	1400	700	5 x 6,0	4 x 0,25	2x 5 x 2,5	3 x 25 A
F18	18	20	35	2100	150	250	30	100	1400	700	5 x 10,0	4 x 0,25	2x 5 x 2,5	3 x 35 A

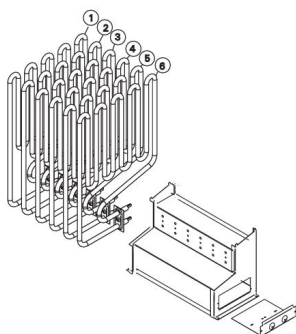
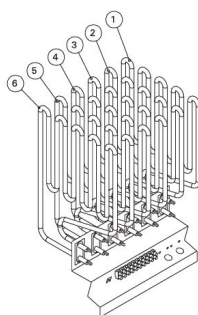
Model and dimensions Modell und Maße	Width Breite	Depth Tiefe	Height Höhe	Weight Gewicht	Stones max Steine max
K11G-K15G	505 mm	430 mm	700 mm	25 kg	60 kg
T9-T10.5	465 mm	345 mm	660 mm	25 kg	40 kg
F10.5-18	500 mm	500 mm	700 mm	26 kg	60 kg

Installation details



The heater's safety distances. Note! If E is higher than E max, then B min. = C min.

HEATER OFEN	HEATING ELEMENT HEIZELEMENT	OUTPUT LEISTUNG	PART NO. TEIL NR.
T9	1, 2, 3, 4, 5, 6	1500 W/230 V	ZSS-110
T10.5	1, 3, 5 2, 4, 6	2000 W/230 V 1500 W/230 V	ZSS-120 ZSS-110



HEATER OFEN	HEATING ELEMENT HEIZELEMENT	OUTPUT LEISTUNG
K11G	1, 3, 5 2, 4, 6	2150 W/230 V 1500 W/230 V
K13.5G	1, 3, 5 2, 4, 6	2000 W/230 V 2500 W/230 V
K15G	1, 2, 3, 4, 5, 6	2500 W/230 V
F10.5	1, 3, 5 2, 4, 6	2000 W/230 V 1500 W/230 V
F15	1, 2, 3, 4, 5, 6	2500 W/230 V
F16.5	1, 3, 5 2, 4, 6	2500 W/230 V 3000 W/230 V
F18	1, 2, 3, 4, 5, 6	3000 W/230 V

We recommend to use only the manufacturer's spare parts.