

# HARVIA HRL

HRL330400

The Harvia Profi heater is designed to be a super heater that provides ample steam for large groups from morning till night. The heater is suitable for apartment buildings, hotels, holiday resorts, sports centres and spas etc. Heaters used in large saunas or on a continuous basis must be functional, efficient and easy to use. The range of floor-mounted Profi heaters is of world-famous Harvia quality that will not pale in comparison. Most importantly, the Profi heater provides your demanding customers with professional sauna enjoyment and moments of relaxation. Profi heaters are controlled by a separate control unit.



## Features

Main material : Steel


H x W x D : 730.0 x 500.0 x 900.0 mm

Net weight (kg) : 48.6

Installation type : Floor

ID	GTIN	Output (kW)	Sauna room size min - max m3
HRL330400	6410082607488	33 kW	46.0-66.0

## Related products



SFE-500500



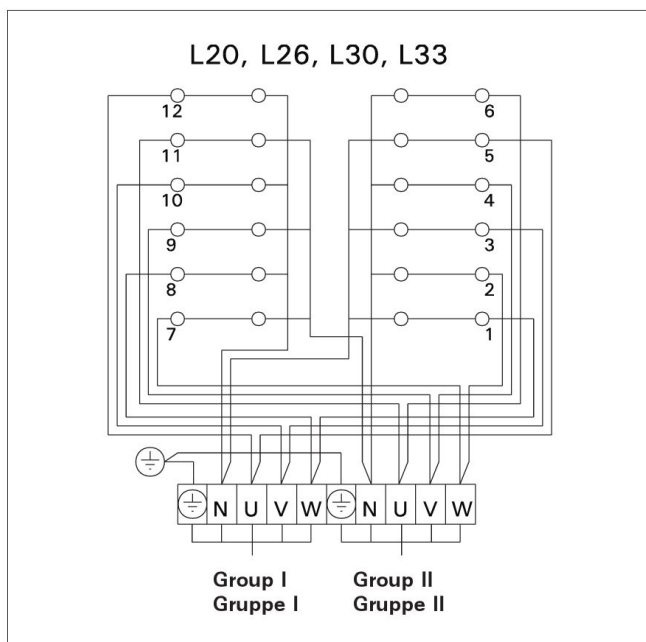
## Spare parts

Product	ID	Pcs
Heating element 3000W/240V	ZSL-318	12

## Technical details

Technical data	Type / attribute	HRL330400
	Color	Stainless Steel
	Power output	33 kW
	Stone sizes	5-10 cm
	Stone amount (kg)	100
Dimensions	Product width (mm)	500
	Product height (mm)	730
	Product depth (mm)	900
	Net weight (kg)	48.6
	Gross weight	52
	Package width	545
	Package height	790
	Package depth	950
Safety and installation dimensions	Safety distance front (non-combustible materials)	100
	Safety distance front (combustible materials)	100
	Safety distance side (non-combustible materials)	2
	Safety distance side (combustible materials)	200
	Safety distance behind (non-combustible materials)	200
	Safety distance (Ceiling) (depends on connections and therefore from output, star/delta)	1500
	Room min. height(depends on connections and therefore from output, star/delta)	2200
	Installation opening height	2230
	Installation opening width	800
	Installation opening depth	1200

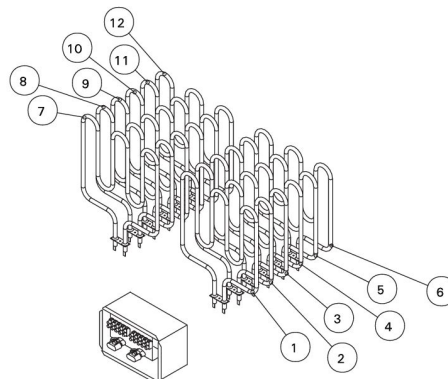
## Technical images



**The heater's electrical connections**  
**Elektroanschlüsse des Saunaofens**

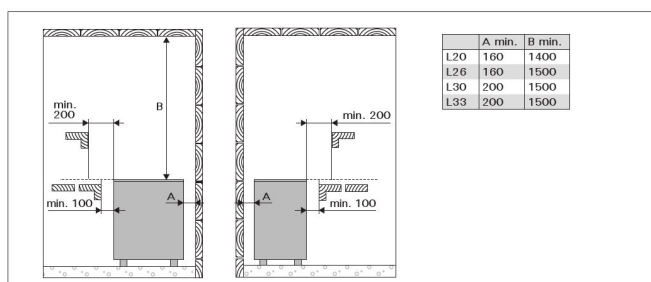
## SPARE PARTS

## ERSATZTEILE



Model Modell	Heating element/Part no. Heizelement/ Teil nr.				
	1750 W/240 V ZSK-732	2000 W/240 V ZSL-313	2500 W/230 V ZSL-314	2670 W/240 V ZSL-316	3000 W/240 V ZSL-318
L20	1-12				
L26		1, 3, 5, 7, 9, 11	2, 4, 6, 8, 10, 12		
L30			1-12	(1-12)	
L33					1-12

We recommend to use only the manufacturer's spare parts.  
Es dürfen ausschließlich die Ersatzteile des Herstellers verwendet werden.



**Safety distances (all dimensions in millimeters)**