



ZAMEL Sp. z o.o.

ul. Zielona 27, 43-200 Pszczyna, Poland
tel. +48 (32) 210 46 65, fax +48 (32) 210 80 04
www.zamelcet.com, e-mail: marketing@zamel.pl

DESCRIPTION

The Electronic School Janitor is a schoolbell control unit, ready to work, using the SDM-10 device. The set is designed for modernization or preparing a new bell system. The EW-01 includes a switch disconnecter, bellcontroller, relays connected in parallel, special purpose buttons for switching into the short lessons mode and an alarm button with an acoustic signalling. The SDM-10 controller is the main control part of the system. The controller is designed for school acoustic signalling control by means of bells (e.g.: DNT-212, DNS-212, DNT-212M, DNS-212M of ZAMEL). The system control runs in an automatic mode according to the preset algorithm. The program preparing is being held by means of entering lesson and break times, and beginning time. The system is ready to implement some specials functions (alarm bells, short lessons) by means of programmable control inputs.

NOTE:

The system controls 230 V AC bells. It is possible to use 8 and 24 V AC bells with the TRM-8 or TRM-24 doorbell transformers of exta series.

FEATURES

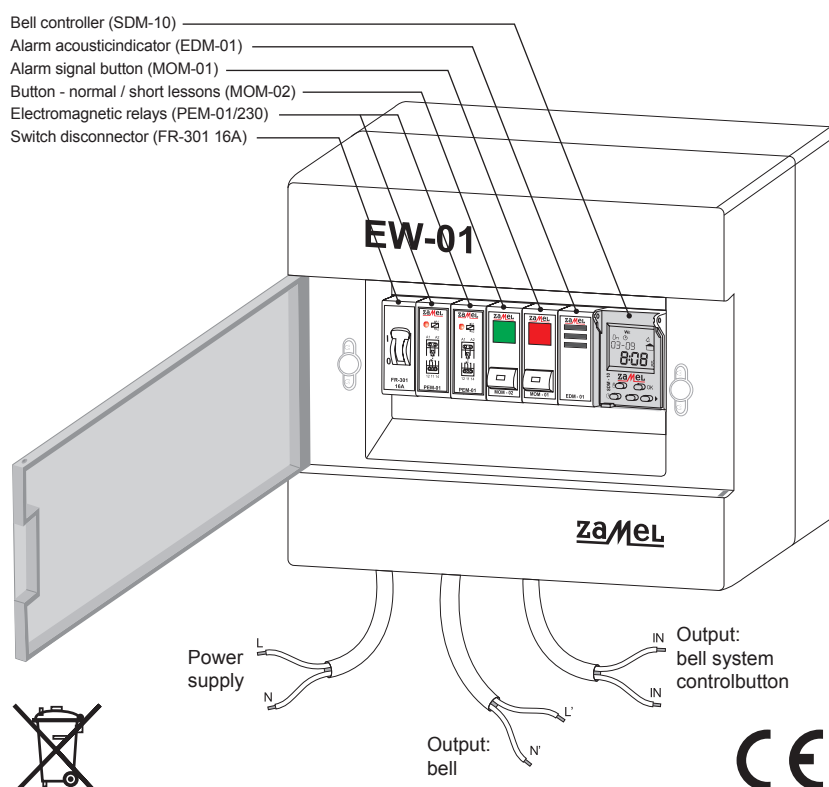
- Two ways of connecting possible,
- Easy time table programming algorithm,
- Easy lesson time changeover: normal / short,
- RTC circuit and built-in calendar,
- Bell duration setting possible,
- Two control inputs for running programmed functions,
- Relay output - two change over contacts, maximum load 16 A,
- Clock and algorithm data battery sustain,
- Surface-mounted casing, dimensions 197x227x93 mm.

TECHNICAL DATA

EW-01

Power terminals:	L, N
Rated voltage:	230 V AC
Rated voltage tolerance:	-15 ÷ +10 %
Rated frequency:	50 / 60 Hz
Rated current min / max:	66 mA / 130 mA
Bell output (L', N'):	1 NO/NC-16 A/250 V AC1 4000 VA
Button output (IN, IN):	1 NO/NC-16 A/250 V AC1 4000 VA
Clock sustain time:	3 years
Program sustain time:	10 years
Connection wires quantity:	3 x 2 x 1,50 mm ²
Connection wire section:	1,50 mm ²
Operating temperature:	-20 ÷ +45 °C
Operating position:	optional
Casing fastening:	surface mounting screws
Casing IP:	IP40
Protection class:	II
Dimensions:	surface-mounted 197x227x93 mm
Weight:	1,6 kg
Standard conformity:	EN 60730-1; EN 60730-2-7 EN 61000-4-2,3,4,5,6,11

APPEARANCE



MOUNTING

1. Disconnect the electric network by means of an appropriate cut-off, current-limiting circuit-breaker or separator.
2. **Check if there is no any voltage-between power leads by means of an appropriate gauge.**
3. Connect wires according to the electrical diagram.
4. Connect power supply circuit.

FUNCTIONING

The EW-01 device functioning is based on the SDM-10 bell controller working algorithm. In order to adjust any setting (programming) it is necessary to read the SDM-10 instruction manual.

The Electronic School Bell is fitted with three external wires:

1. Power supply - for 230 V AC power supply connecting;
2. Output: bell - for 230 V AC bell direct connecting (connecting diagram no. 1);
3. Output: bell system control button - for connecting the device instead of a bell button mounted previously (connecting diagram no. 2).

The switch disconnecter (1) is designed for the device switching ON/ OFF.


The control button (5) is designed for normal / short lessons changeover.

The control button (6) is designed for generating alarm signal manually.

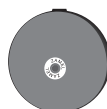
BELLS

The EW-01 is capable of cooperating with the following ZAMEL bells:

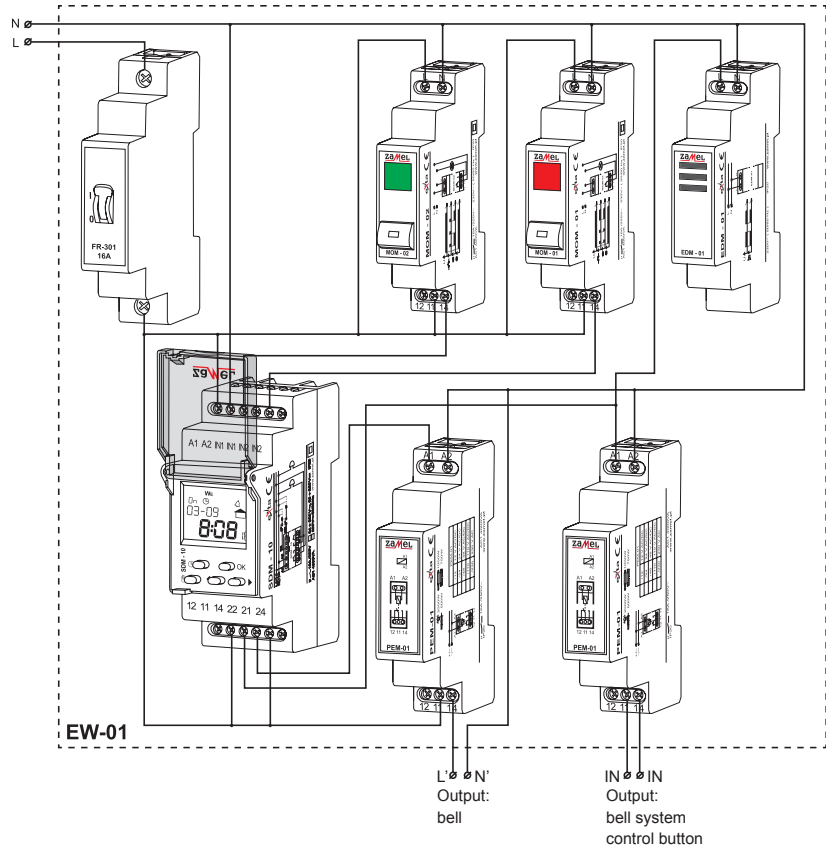
1. School / Alarm Bell, large
DNS-212D (230 V~)
DNT-212D (24 V~)



2. School / Alarm Bell, small
DNS-212M (230 V~)
DNT-212M (24 V~)

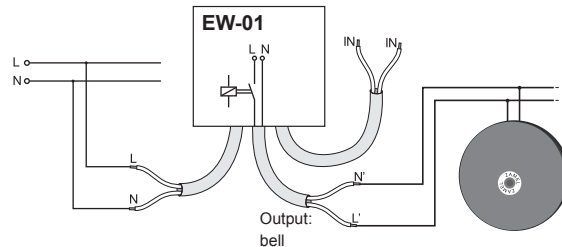


ELECTRIC DIAGRAM

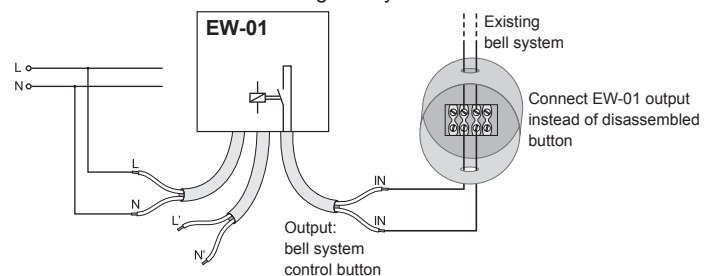


CONNECTIONS

1. The device connected to the other bells in parallel.



2. The device connected to the existing bell system.



WARRANTY CARD

There is 24 months guarantee on the product

Salesman stamp and signature, date of sale

1. ZAMEL provides a two-year warranty for its products.
2. The ZAMEL warranty does not cover: a) mechanical defects resulting from transport, loading / unloading or other circumstances b) defects resulting from incorrect installation or operation of ZAMEL products; c) defects resulting from any changes made by CUSTOMERS or third parties, to products sold or equipment necessary for the correct operation of products sold; d) defects resulting from force majeure or other aleatory events for which ZAMEL is not liable; e) power supply (batteries) to be equipped with a device in the moment of sale (if they appear);
3. All complaints in relation to the warranty must be provided by the CUSTOMER in writing to the retailer after discovering a defect;
4. ZAMEL will review complaints in accordance with existing regulations.;
5. The way a complaint is settled, e.g. replacement of the product, repair or refund, is left to the discretion of ZAMEL.
6. Guarantee does not exclude, does not limit, nor does it suspend the rights of the PURCHASER resulting from the discrepancy between the goods and the contract.