




ENGINEERING
TOMORROW

Danfoss

Environmental **Product Declaration**

DEVI & EC Mats and Comfort heating mats & cables



EPD issued	30.6.2023
EPD expires	30.6.2028
EPD author	Danfoss Climate Solutions
EPD type	Cradle-to-gate with options (A4, A5, C1-C4 & D)
Declared unit	1 m of cable
Products included	DEVI & EC Mats and Comfort heating cables (sales codes present in Annex 1)
Manufacturing Location	Grodzisk, Poland
Use Location	Norway
Application	Multiple indoor floor constructions and pipe tracing applications
Mass	38,1 g without packaging 52,1 g with packaging
Dimensions (HxWxD)	1 m
Verification	<input type="checkbox"/> External <input checked="" type="checkbox"/> Internal <input type="checkbox"/> None
Produced to	Danfoss Product Category Rules (2022-09) & NPCR 027 2022 Part B Electrical cables and wires A2
Internal independent verifier	Danfoss Power Electronics & Drives A/S

DISCLAIMER

This EPD was prepared to the best of knowledge of Danfoss A/S. The life cycle assessment calculations were performed in accordance with ISO 14040 & 14044 and EN15804+A2.

All results were internally reviewed by independent experts. While this declaration has followed the guidance of ISO 14025, it has not been externally verified or registered by an EPD programme and therefore does not fully comply with the ISO 14025 standard.

This EPD has been published by Danfoss A/S on Danfoss Product Store and Danfoss Website. For questions, feedback or requests please contact your Danfoss sales representative.

Introduction

This Environmental Product Declaration (EPD) follows the Danfoss Product Category Rules (PCR) (2022-09-20). These rules provide a consistent framework for calculating and reporting the environmental performance of Danfoss' products and is aligned with relevant international standards, particularly ISO 14025:2006 and EN 15804+A2:2019.

This document has been produced by Danfoss A/S following an internal verification process, but it is not a third-party verified document.

What is an EPD?

An EPD is a document used to communicate transparently, the quantified environmental impacts of a product over its lifecycle stages. This quantification is done by performing a Life Cycle Assessment (LCA) in line with a consistent set of rules known as a PCR (Product Category Rules).

An EPD provides:

- A product's carbon footprint together with other relevant environmental indicators, including air pollution, water use, energy consumption and waste, over its own life cycle (Modules A-C), as well as the expected benefits of reuse and recycling in reducing the impact of future products (Module D). See Table 1 for module descriptions.
- Environmental data allowing customers to calculate LCAs and produce EPDs for their own products.

Type of EPD

This EPD is of the type 'cradle-to-gate with options' and includes all relevant modules: production (A1-A3), shipping (A4), deconstruction (C1), waste collection and transport (C2), treatment (C3) and disposal (C4). It also includes potential net benefits to future products from recycling or reusing post-consumer waste (D). The codes in brackets are the module labels from EN 15804+A2. Modules concerning use, maintenance, repair, replacement, refurbishment (B1-B5) and operational water use (B7) are excluded, following the cut-off rules from EN 15804.

Introduction

Table 1: Modules of the product's life cycle included in the EPD

	Product stage			Construction process stage		Use stage							End of life stage				Resource recovery stage
	Raw material supply	Transport	Manufacturing	Transport	Construction installation	Use	Maintenance	Repair	Replacement	Refurbishment	Operational energy use	Operational water use	De-construction demolition	Transport	Waste processing	Disposal	Reuse-Recovery-Recycling-potential
Module	A1	A2	A3	A4	A5	B1	B2	B3	B4	B5	B6	B7	C1	C2	C3	C4	D
Modules declared	X	X	X	X	X	MND	MND	MND	MND	MND	MND	MND	X	X	X	X	X
Geography	EU-28		PL	EU-28	EU-28	-	-	-	-	-	-	-	NO	NO	NO	NO	NO
Specific data used	90%			-	-	-	-	-	-	-	-	-	-	-	-	-	-
Variation – products	-			-	-	-	-	-	-	-	-	-	-	-	-	-	-
Variation – sites	-			-	-	-	-	-	-	-	-	-	-	-	-	-	-

(X = declared module; MNR = module not relevant)

NO = Norway, PL = Poland

Overview of LCA study

DEVlcomfort™ & DEVlmat™ are an extremely high-quality, 360° fully screened twin conductor mats and cables with a tough PVC (comfort) and PVDF (mat) outer sheath (both not UV stable). Its profile and low height and robust construction ensures a fast, simple, and safe installation perfect for renovating existing floors.

Heating mat and cable must be used together with an appropriate thermostat to secure against overheating and reduce energy consumption.

The cold lead is an installation cable with solid conductors ensuring fast installation. A clearly visible connection avoids accidentally installing the heated cable in the wall.

To ensure a long lifetime, all cables are minutely inspected including tests for Ohmic resistance, high voltage, and material controls to ensure the quality. This means that we are proud to supply our extended DEVlwarranty™

See more information about DEVlcomfort™ on [Danfoss product store](#).

See more information about DEVlmat™ on [Danfoss product store](#).




Figure 1: DEVlcomfort™ heating cables and mat.




Figure 2: DEVlmat™ heating mat.

Overview of LCA study

Intended market.

The intended market of this study is Norway, and the baseline scenario involves the distribution, installation, and end-of-life in Norway.

Table 2: Product composition

Object description	Net weight	Unit	%
Resin FEP	4,564	g	12%
Resin PVC	11,817	g	31%
Alu foil	0,88	g	2%
Copper	12,792	g	34%
Glass fiber	8	g	21%
Total product	38,053	g	100%
Packaging cardboard	13,72	g	98%
Packaging PS	0,28	g	2%
Total packaging	14,00	g	100%
Total product	38,053	g	73%
Total packaging	14,00	g	27%
Total product & packaging	52,05	g	100%

The EPD values were calculated for this composition, this composition represents the highest environmental values for all the product codes in DEVI & EC Mat and Comfort heating cables, therefor it represents all the products in both product groups. All sales codes covered by this EPD are shown in table 14 & 15 in annex 1.

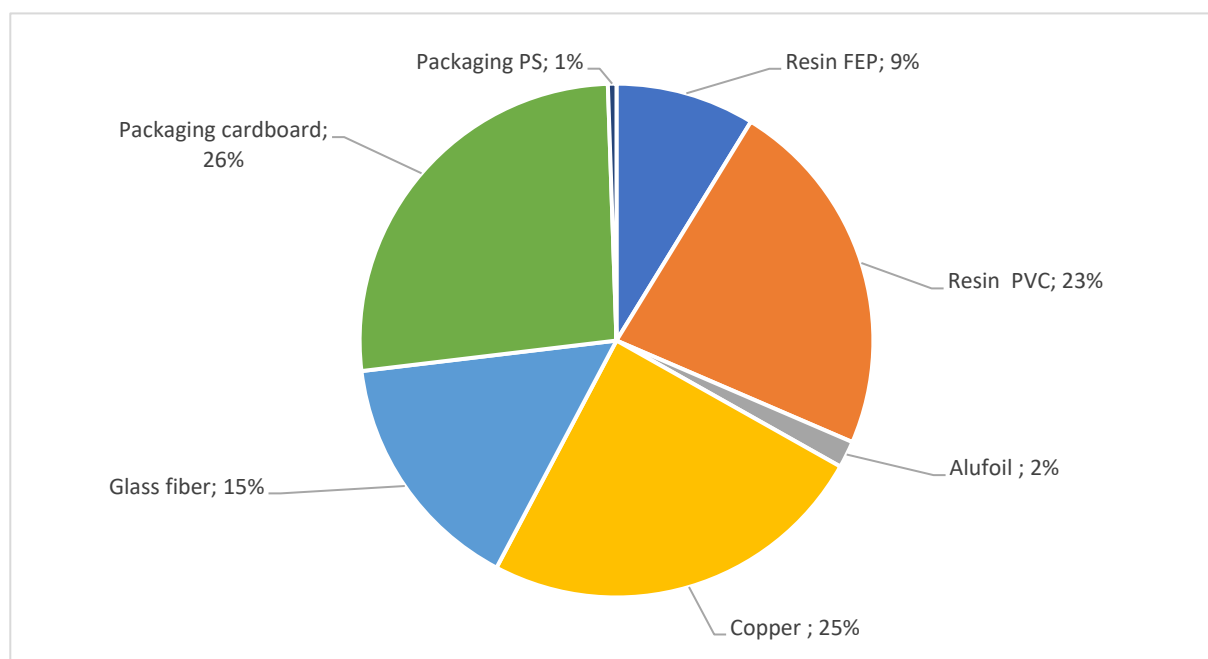


Figure 3: Material Composition Overview without packaging

The declared unit is 1 m of cable with packaging. Mass of the declared unit is 52,1 g.

Overview of LCA study

This EPD covers multiple sales codes for Mat and Comfort mats & heating cables. The outer insulation of the heating cables is made from the same material for all sales coded within the product group. The difference between Comfort and Mat is in the outer shell material, Comfort outer shell is made from PVC and the Mat outer shell is made from PVDF. Within these sales codes, there are also 4 material combinations for the heating part (metal wire) of the Mat and Comfort mats & heating cables. Tables 3 & 4 show the material compositions for all 4 combinations with their min and max values.

Table 3: Product composition for other Mat and Comfort cable codes

Cable type	Mat cable combinations
a	Copper
b	Copper
	Stainless steel
c	Stainless steel
d	Copper
	Stainless steel
	Kevlar

Overview of LCA study

Data quality

Data quality of the selected datasets is generally assessed as good and very good in terms of geographical, time and technology representativeness and applicability. Background data is from GLCA for experts (Sphera) database version 2023.1.

Allocation and cut-off criteria

The allocation is made in accordance with the provisions of EN 15804+A2. All major raw materials and all the essential energy are included. All hazardous materials and substances are considered in the inventory. Data sets within the system boundary are complete and fulfil the criteria for the exclusion of inputs and output criteria. No known material or energy flows were ignored, including those which fell below the limit of 1%. Accordingly, the total sum of input flows ignored is certainly less than 5% of the energy and mass applied.

Due to its low mass Kevlar is excluded from the study. Glass was used to represent glass fiber in the LCA study. PET was used to represent FEP in the LCA study. Due to lack of primary data, PVC was used to represent PVDF (Mats).

System boundaries

The results in this EPD are split into life cycle modules following EN 15804 (Figure 1): production (A1-A3), distribution (A4) and the end of the product's life (C1-C4). Module D represents environmental benefits and loads that occur beyond the system boundary (i.e., in future products).

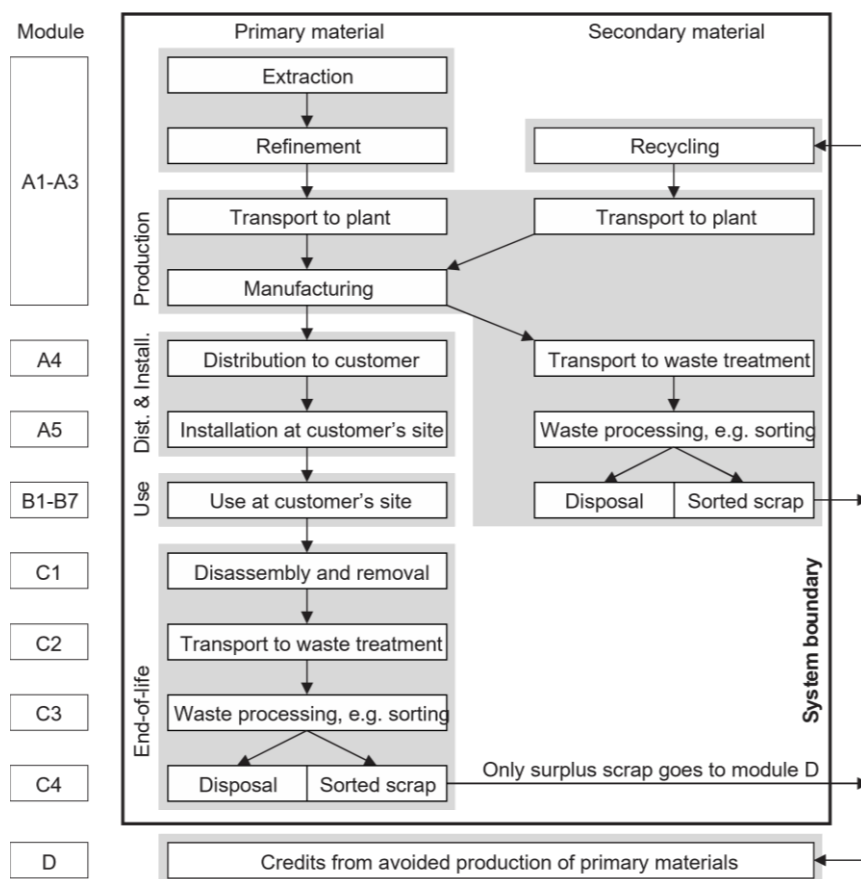


Figure 4: Modular structure used in this EPD (following EN 15804+A2)

Overview of LCA study

Product and packaging manufacture (A1-A3)

Final manufacturing occurs in the Grodzisk plant, Poland. The raw material is mainly sourced from Europe. Electricity is used to press the heating metal core together with the outside shell. The product is then cut to desired length, packed, and shipped to the customer. The facility is certified according to ISO 9001 & ISO 14001. Where waste generated on-site is recyclable, it is separated and recycled. For further information, [see here](#). Product packaging is not part of the scope of the EPD. The manufacturing plant also uses GOs, for its electricity consumption (Wind powered electricity).

Table 4: Biogenic carbon content in product

	Total (excluding recycling)
Biogenic carbon content in product [kg]	0,00590

Note: 1 kg biogenic carbon is equivalent to 44/12 kg of CO₂.

Shipping and installation (A4-A5)

The intended market for Mat and Comfort mats & heating cables is Norway. The assembly factory is in Poland, so a distance of 1162 km by truck and 163 km by container ship (representing a ferry) was used to represent the distance between the factory and the final customer.

Module A5 includes disposal of packaging materials only, the benefits from e.g., energy recovered after plastic incineration are allocated to module D. The product is assumed to be installed by hand and there is no loss of product during installation. Energy use in handheld tools during installation is not included as it falls under the cut-off criteria.

End-of-life (C1-C4)

The following end-of-life procedure has been applied:

- Manual dismantling is used to separate recyclable bulk materials, e.g. bulk metals and plastics.
- Shredding is used for the remaining parts, such as printed circuit board assemblies.
- Ferrous metals, non-ferrous metals and bulk plastics are recovered through recycling.
- The remaining materials go to either energy recovery or landfill.

In line with EN 15804+A2, only the 'net scrap' (i.e., the leftover recyclable materials remaining after inputs of recycled content required in the manufacturing phase are first satisfied) is used to calculate the benefits and loads beyond the system boundary (Module D).

For this EPD an average scenario with 50% of the product sent to recycling % 50% of the product sent to landfill (C3, C4, D) was used.

This scenario is designed to represent an average end-of-life scenario.

For the EPD this average scenario was chosen as it is assumed that it represents the majority of cases on average.

Overview of LCA study

1. Recycling scenario with 100% of the product sent to recycling at the end-of-life, excluding fractions that cannot be recycled or incinerated (e.g., glass reinforcing in glass-filled plastics) and are sent to landfill.

This scenario illustrates best case performance. It assumes a 100% collection rate and best available recycling technologies. Under this scenario electrical cables, and all metals, flat glass and unreinforced plastics found within the body and chassis of the product are recycled. Printed circuit board assemblies are incinerated, and the copper and precious metals (gold, silver, palladium, and platinum) are recycled.

2. Landfill scenario with 100% of the product sent to landfill.

This scenario assumes that the whole product, including its packaging, is landfilled. It is designed to represent a poor end-of-life-route where valuable resources are lost.

Benefits and loads beyond the system boundary (D)

Module D considers the net benefit of recycling (including energy recovery) of materials in the product and packaging, taking account of losses in the recycling process and the recycled material used in the production of the product. Module D covers the two end-of-life scenarios, as described above.

Environmental performance

This section presents the environmental performance of 1 m of Mat or Comfort heating cable with packaging. Figure 5 presents the environmental impact of 1m of heating cable with packaging across a number of environmental impact categories (following EN 15804+A2:2019) per life cycle stage, over its full life cycle, including Global Warming Potential.

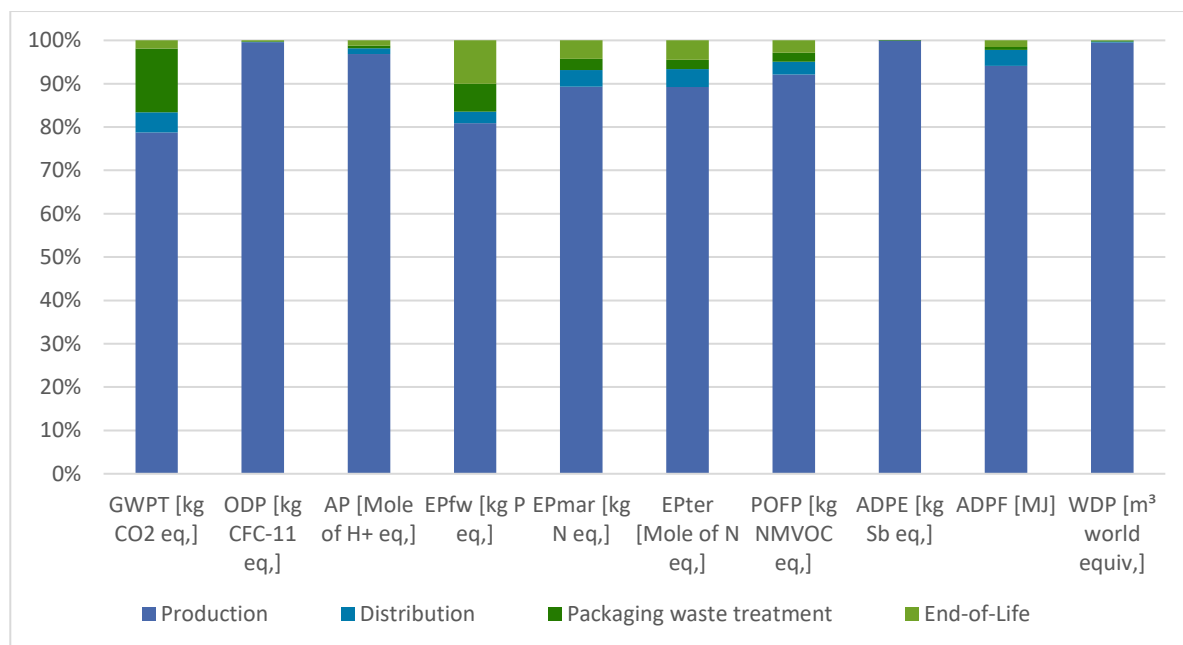


Figure 5: Breakdown of environmental impacts by life cycle stages (see Table 7 for descriptions of environmental impact indicators).

Environmental performance

Table 5: Environmental impact indicators per declared unit

	Production	Distribution	Packaging waste treatment	End-of-Life				(not included in Figure 5)
Life cycle stages based on EN 15804+A2	A1-A3	A4	A5	C1	C2	C3	C4	D
<div> <div>Description</div> <div>Environmental Impact Indicators</div> </div>	Manufacture of the product from 'cradle-to-gate'	Transport of the product to the customer	Installation of the product and disposal of used packaging	Deinstallation of the product from the site	Transport of the product to waste treatment	Processing waste for recycling	Disposal of waste that cannot be recycled (through landfill and incineration)	Potential benefits and loads beyond the system boundary due to reuse, recycling, and energy recovery
GWPT [kg CO ₂ eq.]	1,23E-01	7,21E-03	2,30E-02	0,00E00	3,88E-04	1,66E-03	8,76E-04	-3,99E-02
GWPF [kg CO ₂ eq.]	1,44E-01	7,15E-03	1,35E-03	0,00E00	3,88E-04	1,65E-03	8,75E-04	-3,98E-02
GWPB [kg CO ₂ eq.]	-2,16E-02	0,00E+00	2,16E-02	0,00E00	0,00E+00	0,00E+00	0,00E+00	0,00E+00
GWPLULUC [kg CO ₂ eq.]	3,17E-04	6,47E-05	1,36E-06	0,00E00	9,38E-09	1,51E-05	9,60E-07	-1,03E-04
ODP [kg CFC-11 eq.]	7,28E-13	9,19E-16	8,96E-16	0,00E00	4,54E-20	2,12E-16	1,25E-15	-1,93E-13
AP [Mole of H ⁺ eq.]	1,18E-03	1,65E-05	7,17E-06	0,00E00	5,33E-07	1,03E-05	3,99E-06	-5,10E-04
EPfw [kg P eq.]	7,69E-07	2,56E-08	6,08E-08	0,00E00	8,41E-11	5,95E-09	8,95E-08	-6,15E-08
EPmar [kg N eq.]	1,36E-04	5,86E-06	3,87E-06	0,00E00	2,12E-07	5,00E-06	1,30E-06	-3,24E-05
EPter [Mole of N eq.]	1,44E-03	6,66E-05	3,53E-05	0,00E00	2,33E-06	5,55E-05	1,42E-05	-3,41E-04
POFP [kg NMVOC eq.]	4,29E-04	1,39E-05	9,66E-06	0,00E00	5,04E-07	9,50E-06	3,25E-06	-1,28E-04
ADPE [kg Sb eq.]	4,03E-05	4,62E-10	6,89E-11	0,00E00	1,38E-11	1,07E-10	2,84E-11	-2,17E-05
ADPF [MJ]	2,48E+00	9,68E-02	1,83E-02	0,00E00	5,60E-03	2,22E-02	1,25E-02	-6,40E-01
WDP [m ³ world equiv.]	4,10E-02	8,47E-05	8,23E-05	0,00E00	6,56E-07	1,97E-05	1,42E-05	-1,74E-02

Environmental performance

Table 6: GWPT-GHG indicator

	Production	Distribution	Packaging waste treatment	End-of-Life				
Life cycle stages based on EN 15804+A2	A1-A3	A4	A5	C1	C2	C3	C4	D
Description Environmental Impact Indicators	Manufacture of the product from 'cradle-to-gate'	Transport of the product to the customer	Installation of the product and disposal of used packaging	Deinstallation of the product from the site	Transport of the product to waste treatment	Processing waste for recycling	Disposal of waste that cannot be recycled (through landfill and incineration)	Potential benefits and loads beyond the system boundary due to reuse, recycling, and energy recovery
GWPT-GHG [kg CO ₂ eq.]*	1,44E-01	7,21E-03	1,35E-03	0,00E+00	0,00E+00	3,88E-04	1,66E-03	8,76E-04

*the GWPT-GHG environmental indicator is calculated without the biogenic global warming potential (GWPB), the formula is $GWPT-GHG = GWPF + GWPLULUC$

How to read scientific numbers:

e.g. $2,05E02 = 2,05 \times 10^2 = 205$

$2,04E-01 = 2,04 \times 10^{-1} = 0,204$

Environmental performance

Table 7: Environmental impact indicator descriptions

Acronym	Unit	Indicator
GWPT	kg CO ₂ eq.	Carbon footprint (Global Warming Potential) – total
GWPF	kg CO ₂ eq.	Carbon footprint (Global Warming Potential) – fossil
GWPB	kg CO ₂ eq.	Carbon footprint (Global Warming Potential) – biogenic
GWPLULUC	kg CO ₂ eq.	Carbon footprint (Global Warming Potential) – land use and land use change
ODP	kg CFC-11 eq.	Depletion potential of the stratospheric ozone layer
AP	Mole H ⁺ eq.	Acidification potential
EPfw	kg P eq.	Eutrophication potential – aquatic freshwater
EPmar	kg N eq.	Eutrophication potential – aquatic marine
EPter	Mole of N eq.	Eutrophication potential – terrestrial
POFP	kg NMVOC eq.	Summer smog (photochemical ozone formation potential)
ADPE*	kg Sb eq.	Depletion of abiotic resources – minerals and metals
ADPF*	MJ	Depletion of abiotic resources – fossil fuels
WDP*	m ³ world eq.	Water deprivation potential (deprivation-weighted water consumption)

Results for module A1-A3 are specific to the product. All results from module A4 onwards should be considered as scenarios that represent one possible outcome. The true environmental performance of the product will depend on actual use.

The results in this section are relative expressions only and do not predict actual impacts, the exceeding of thresholds, safety margins, or risks. EPDs from others may not be comparable.

Carbon footprint

The total carbon footprint (GWPT), cradle-to-grave, of the product is 1,56E-01 kg CO₂-eq (A1-C4). The carbon footprint (GWPT) of production of this product, cradle-to-gate, is 1,23E-01 kg CO₂-eq (A1-A3).



Environmental performance

Table 8: Resource use per declared unit

	A1-A3	A4	A5	C1	C2	C3	C4	D
PERE [MJ]	1,22E+00	6,94E-03	1,11E-03	0,00E00	1,85E-05	1,61E-03	1,04E-03	-1,22E-01
PERM [MJ]	0,00E00	0,00E00	0,00E+00	0,00E00	0,00E00	0,00E+00	0,00E+00	0,00E+00
PERT [MJ]	1,22E+00	6,94E-03	1,11E-03	0,00E00	1,85E-05	1,61E-03	1,04E-03	-1,22E-01
PENRE [MJ]	2,28E+00	9,72E-02	1,91E-02	0,00E00	5,61E-03	2,23E-02	1,25E-02	-6,45E-01
PENRM [MJ]	1,99E-01	0,00E00	0,00E+00	0,00E00	0,00E00	0,00E+00	0,00E+00	0,00E+00
PENRT [MJ]	2,48E+00	9,72E-02	1,91E-02	0,00E00	5,61E-03	2,23E-02	1,25E-02	-6,45E-01
SM [kg]	9,31E-03	0,00E00	0,00E+00	0,00E00	0,00E00	0,00E+00	0,00E+00	0,00E+00
RSF [MJ]	0,00E00	0,00E00	0,00E+00	0,00E00	0,00E00	0,00E+00	0,00E+00	0,00E+00
NRSF [MJ]	0,00E00	0,00E00	0,00E+00	0,00E00	0,00E00	0,00E+00	0,00E+00	0,00E+00
FW [m3]	1,23E-03	7,60E-06	2,62E-06	0,00E00	2,97E-08	1,77E-06	7,05E-07	-3,62E-04

Table 9: Resource use indicator descriptions

Acronym	Unit	Indicator
PERE	MJ	Use of renewable primary energy excluding renewable primary energy resources used as raw materials
PERM	MJ	Use of renewable primary energy resources used as raw materials
PERT	MJ	Total use of renewable primary energy resources (primary energy and primary energy resources used as raw materials)
PENRE	MJ	Use of non-renewable primary energy excluding non-renewable primary energy resources used as raw materials
PENRM	MJ	Use of non-renewable primary energy resources used as raw materials
PENRT	MJ	Total use of non-renewable primary energy resources (primary energy and primary energy resources used as raw materials)
SM	kg	Use of secondary material
RSF	MJ	Use of renewable secondary fuels
NRSF	MJ	Use of non-renewable secondary fuels
FW	m ³	Net use of fresh water



Environmental performance

Table 10: Waste categories and output flows per declared unit

	A1-A3	A4	A5	C1	C2	C3	C4	D
HWD [kg]	1,88E-08	3,01E-13	6,42E-13	0,00E00	3,86E-14	6,90E-14	6,55E-13	-6,40E-09
NHWD [kg]	2,56E-02	1,47E-05	5,20E-03	0,00E00	5,61E-07	3,39E-06	1,90E-02	-1,06E-02
RWD [kg]	7,21E-05	1,81E-07	1,15E-07	0,00E00	6,00E-09	4,16E-08	1,13E-07	-3,85E-06
CRU [kg]	0,00E00	0,00E00	0,00E00	0,00E00	0,00E00	0,00E+00	0,00E+00	0,00E+00
MFR [kg]	0,00E00	0,00E00	0,00E00	0,00E00	0,00E00	0,00E+00	1,45E-02	0,00E+00
MER [kg]	0,00E00	0,00E00	0,00E00	0,00E00	0,00E00	0,00E+00	0,00E+00	0,00E+00
EEE [MJ]	0,00E00	0,00E00	0,00E00	0,00E00	0,00E00	0,00E+00	0,00E+00	0,00E+00
EET [MJ]	0,00E00	0,00E00	0,00E00	0,00E00	0,00E00	0,00E+00	0,00E+00	0,00E+00

Table 11: Waste category and output flow descriptions

Acronym	Unit	Indicator
HWD	kg	Hazardous waste disposed
NHWD	kg	Non-hazardous waste disposed
RWD	kg	Radioactive waste disposed
CRU	kg	Components for reuse
MFR	kg	Materials for recycling
MER	kg	Materials for energy recovery
EEE	kg	Exported energy (electrical)
EET	kg	Exported energy (thermal)

Environmental performance

Table 12: Additional indicators*

	A1-A3	A4	A5	C1	C2	C3	C4	D
PM [Disease incidences]	9,95E-09	1,63E-10	5,32E-11	0,00E00	7,40E-12	6,60E-11	3,76E-11	-4,24E-09
IRP [kBq U235 eq.]	1,15E-02	2,69E-05	1,51E-05	0,00E00	8,51E-07	6,20E-06	1,58E-05	-5,85E-04
ETPfw [CTUe]	1,62E+00	6,88E-02	1,59E-02	0,00E00	4,06E-03	1,58E-02	3,70E-02	-4,75E-01
HTPc [CTUh]	9,52E-11	1,41E-12	4,54E-13	0,00E00	7,56E-14	3,23E-13	5,50E-13	-2,60E-11
HTPnc [CTUh]	6,51E-09	7,86E-11	4,37E-11	0,00E00	3,30E-12	2,03E-11	5,00E-11	-2,05E-09
SQP [Pt]	1,91E+00	3,98E-02	2,72E-03	0,00E00	1,43E-05	9,25E-03	1,21E-03	-3,42E-01

Table 13: Optional indicator descriptions

Acronym	Unit	Indicator
PM	Disease incidence	Potential incidence of disease due to particulate matter emissions
IRP**	kBq U235 eq.	Potential human exposure efficiency relative to U235
ETPfw*	CTUe	Potential Comparative Toxic Unit for ecosystems (fresh water)
HTPc*	CTUh	Potential Comparative Toxic Unit for humans (cancer)
HTPnc*	CTUh	Potential Comparative Toxic Unit for humans (non-cancer)
SQP*	Dimensionless	Potential soil quality index

*Disclaimer for ADPE, ADPF, WDP, ETPfw, HTPc, HTPnc, SQP: The results of these environmental impact indicators shall be used with care as the uncertainties on these results are high or as there is limited experienced with the indicator.

**Disclaimer for ionizing radiation: This impact category deals mainly with the eventual impact of low dose ionizing radiation on human health of the nuclear fuel cycle. It does not consider effects due to possible nuclear accidents, occupational exposure nor due to radioactive waste disposal in underground facilities. Potential ionizing radiation from the soil, from radon and from some construction materials is also not measured by this indicator.

Annex 1

Annex 1: The sales codes of all cables covered in this EPD

To calculate the actual environmental impacts of purchased products, just multiply the environmental impacts from this EPD with the length [m] of the purchased product sales code.

Example:

Sales code: 088L0200

Length: 7,705 m

GPWT: 0,156 kgCO₂eq/m

Greenhouse gases from the cable 7,705 m x 0,156 kgCO₂eq/m = 1,202 kgCO₂eq

The sales codes of all EC & Devi Mat cables covered in this EPD, are presented in table 14.

Table 14: Mat sales codes, covered by this EPD

Sales code	Product description	Length [m]	Combination
088L0200	ECmat 150T 0,5m ² 230V 75W	7,705	d
088L0201	ECmat 150T 1m ² 230V 150W	13,735	d
088L0202	ECmat 150T 1,5m ² 230V 225W	20,77	c
088L0203	ECmat 150T 2m ² 230V 300W	27,805	c
088L0204	ECmat 150T 2,5m ² 230V 375W	33,835	c
088L0205	ECmat 150T 3m ² 230V 450W	40,87	b
088L0206	ECmat 150T 3,5m ² 230V 525W	47,905	b
088L0207	ECmat 150T 4m ² 230V 600W	53,935	b
088L0208	ECmat 150T 5m ² 230V 750W	68,005	a
088L0209	ECmat 150T 6m ² 230V 900W	81,07	a
088L0210	ECmat 150T 7m ² 230V 1050W	94,135	a
088L0211	ECmat 150T 8m ² 230V 1200W	108,205	a
088L0212	ECmat 150T 9m ² 230V 1350W	121,27	a
088L0213	ECmat 150T 10m ² 230V 1500W	134,335	a
088L0214	ECmat 150T 12m ² 230V 1800W	161,47	a
088L0215	ECmat 100T 0,5m ² 230V 50W	7,705	d
088L0216	ECmat 100T 1m ² 230V 100W	13,735	d
088L0217	ECmat 100T 1,5m ² 230V 150W	20,77	c
088L0218	ECmat 100T 2m ² 230V 200W	27,805	c
088L0219	ECmat 100T 2,5m ² 230V 250W	33,835	c
088L0220	ECmat 100T 3m ² 230V 300W	40,87	c
088L0221	ECmat 100T 3,5m ² 230V 350W	47,905	b
088L0222	ECmat 100T 4m ² 230V 400W	53,935	b
088L0223	ECmat 100T 5m ² 230V 500W	68,005	a
088L0224	ECmat 100T 6m ² 230V 600W	81,07	a
088L0225	ECmat 100T 7m ² 230V 700W	94,135	a
088L0226	ECmat 100T 8m ² 230V 800W	108,205	a
088L0227	ECmat 100T 9m ² 230V 900W	121,27	a

Annex 1

088L0228	ECmat 100T 10m ² 230V 1000W	134,335	a
088L0229	ECmat 100T 12m ² 230V 1200W	161,47	a
088L5315	ECmat 150T 50W 230V 0.5x2m Touch	13,735	d
088L5320	ECmat 150T 225W 230V 0.5x3m Touch	20,77	c
088L5325	ECmat 150T 300W 230V 0.5x4m Touch	27,805	c
088L5330	ECmat 150T 375W 230V 0.5x5m Touch	33,835	c
088L5335	ECmat 150T 450W 230V 0.5x6m Touch	40,87	b
088L5340	ECmat 150T 525W 230V 0.5x7m Touch	47,905	b
088L5345	ECmat 150T 600W 230V 0.5x8m Touch	53,935	b
088L5350	ECmat 150T 750W 230V 0.5x10m Touch	68,005	a
088L5355	ECmat 150T 900W 230V 0.5x12m Touch	81,07	a
088L5360	ECmat 150T 1050W 230V 0.5x14m Touch	94,135	a
088L5365	ECmat 150T 1200W 230V 0.5x16m Touch	108,205	a
088L5370	ECmat 150T 1350W 230V 0.5x18m Touch	121,27	a
088L5375	ECmat 150T 1500W 230V 0.5x20m Touch	134,335	a
088L5400	ECmat 200T 0,45m ² 230V 87W	6,3	d
088L5405	ECmat 200T 1,05m ² 230V 215W	14,3	c
088L5410	ECmat 200T 1,45m ² 230V 285W	19,3	c
088L5415	ECmat 200T 2,10m ² 230V 430W	28,3	c
088L5420	ECmat 200T 2,50m ² 230V 500W	33,3	b
088L5425	ECmat 200T 3,10m ² 230V 605W	41,3	b
088L5430	ECmat 200T 3,45m ² 230V 695W	46,3	b
088L5435	ECmat 200T 4,30m ² 230V 845W	57,3	a
088L5440	ECmat 200T 4,95m ² 230V 990W	66,3	a
088L5445	ECmat 200T 6,1m ² 230V 1210W	81,3	a
088L5450	ECmat 200T 7,0m ² 230V 1385W	93,3	a
088L5455	ECmat 200T 7,8m ² 230V 1565W	104,3	a
088L5460	ECmat 200T 8,8m ² 230V 1715W	117,3	a
088L5465	ECmat 200T 10,5m ² 230V 2070W	140,3	a
088L5500	ECmat 150T 300W 230V 0.5x4m Touch NL	27,805	c
088L5505	ECmat 150T 375W 230V 0.5x5m Touch NL	33,835	c
088L5510	ECmat 150T 450W 230V 0.5x6m Touch NL	40,87	b
088L5515	ECmat 150T 525W 230V 0.5x7m Touch NL	47,905	b
088L5520	ECmat 150T 600W 230V 0.5x8m Touch NL	53,935	b
088L5525	ECmat 150T 750W 230V 0.5x10m Touch NL	68,005	a
088L5530	ECmat 150T 900W 230V 0.5x12m Touch NL	81,07	a
088L5535	ECmat 150T 1050W 230V 0.5x14m Touch NL	94,135	a
088L5540	ECmat 150T 1200W 230V 0.5x16m Touch NL	108,205	a
088L5545	ECmat 150T 1350W 230V 0.5x18m Touch NL	121,27	a
088L5550	ECmat 150T 1500W 230V 0.5x20m Touch NL	134,335	a
088L5555	ECmat 150T 50W 230V 0.5x2m Touch NL	13,735	d

Annex 1

088L5560	ECmat 150T 225W 230V 0.5x3m Touch NL	20,77	c
140F0400	DEVImat 100T 0,5m ² 230V 50W	7,705	d
140F0415	DEVImat 100T 1m ² 230V 100W	13,735	d
140F0416	DEVImat 100T 1,5m ² 230V 150W	20,77	c
140F0417	DEVImat 100T 2m ² 230V 200W	27,805	c
140F0418	DEVImat 100T 2,5m ² 230V 250W	33,835	c
140F0419	DEVImat 100T 3m ² 230V 300W	40,87	c
140F0420	DEVImat 100T 3,5m ² 230V 350W	47,905	b
140F0421	DEVImat 100T 4m ² 230V 400W	53,935	b
140F0422	DEVImat 100T 5m ² 230V 500W	68,005	a
140F0423	DEVImat 100T 6m ² 230V 600W	81,07	a
140F0424	DEVImat 100T 7m ² 230V 700W	94,135	a
140F0425	DEVImat 100T 8m ² 230V 800W	108,205	a
140F0426	DEVImat 100T 9m ² 230V 900W	121,27	a
140F0427	DEVImat 100T 10m ² 230V 1000W	134,335	a
140F0428	DEVImat 100T 12m ² 230V 1200W	161,47	a
140F0444	DEVImat 150T 0,5m ² 230V 75W +flexpipe	7,705	d
140F0445	DEVImat 150T 1m ² 230V 150W +flexpipe	13,735	d
140F0446	DEVImat 150T 1,5m ² 230V 225W +flexpipe	20,77	c
140F0447	DEVImat 150T 2m ² 230V 300W +flexpipe	27,805	c
140F0448	DEVImat 150T 2,5m ² 230V 375W +flexpipe	33,835	c
140F0449	DEVImat 150T 3m ² 230V 450W +flexpipe	40,87	b
140F0450	DEVImat 150T 3,5m ² 230V 525W +flexpipe	47,905	b
140F0451	DEVImat 150T 4m ² 230V 600W +flexpipe	53,935	b
140F0452	DEVImat 150T 5m ² 230V 750W +flexpipe	68,005	a
140F0453	DEVImat 150T 6m ² 230V 900W +flexpipe	81,07	a
140F0454	DEVImat 150T 7m ² 230V 1050W +flexpipe	94,135	a
140F0455	DEVImat 150T 8m ² 230V 1200W +flexpipe	108,205	a
140F0456	DEVImat 150T 9m ² 230V 1350W +flexpipe	121,27	a
140F0457	DEVImat 150T 10m ² 230V 1500W +flexpipe	134,335	a
140F0458	DEVImat 150T 12m ² 230V 1800W +flexpipe	161,47	a
140F0816	SET DTIF-150 + TOUCH 150W 230V 0.5x2m	13,735	d
140F0817	SET DTIF-150 + TOUCH 225W 230V 0.5x3m	20,77	c
140F0818	SET DTIF-150 + TOUCH 300W 230V 0.5x4m	27,805	c
140F0819	SET DTIF-150 + TOUCH 375W 230V 0.5x5m	33,835	c
140F0820	SET DTIF-150 + TOUCH 450W 230V 0.5x6m	40,87	b
140F0821	SET DTIF-150 + TOUCH 525W 230V 0.5x7m	47,905	b
140F0822	SET DTIF-150 + TOUCH 600W 230V 0.5x8m	53,935	b
140F0823	SET DTIF-150 + TOUCH 750W 230V 0.5x10m	68,005	a
140F0824	SET DTIF-150 + TOUCH 900W 230V 0.5x12m	81,07	a
140F0825	SET DTIF-150 + TOUCH 1050W 230V 0.5x14m	94,135	a

Annex 1

140F0826	SET DTIF-150 + TOUCH 1200W 230V 0.5x16m	108,205	a
140F0827	SET DTIF-150 + TOUCH 1350W 230V 0.5x18m	121,27	a
140F0828	SET DTIF-150 + TOUCH 1500W 230V 0.5x20m	134,335	a
140F0842	SET DTIF-100 + TOUCH 100W 230V 0.5x2m	13,735	d
140F0843	SET DTIF-100 + TOUCH 150W 230V 0.5x3m	20,77	c
140F0844	SET DTIF-100 + TOUCH 200W 230V 0.5x4m	27,805	c
140F0845	SET DTIF-100 + TOUCH 250W 230V 0.5x5m	33,835	c
140F0846	SET DTIF-100 + TOUCH 300W 230V 0.5x6m	40,87	c
140F0847	SET DTIF-100 + TOUCH 350W 230V 0.5x7m	47,905	b
140F0848	SET DTIF-100 + TOUCH 400W 230V 0.5x8m	53,935	b
140F0849	SET DTIF-100 + TOUCH 500W 230V 0.5x10m	68,005	a
140F0850	SET DTIF-100 + TOUCH 600W 230V 0.5x12m	81,07	a
140F0851	SET DTIF-100 + TOUCH 700W 230V 0.5x14m	94,135	a
140F0852	SET DTIF-100 + TOUCH 800W 230V 0.5x16m	108,205	a
140F0853	SET DTIF-100 + TOUCH 900W 230V 0.5x18m	121,27	a
140F0854	SET DTIF-100 + TOUCH 1000W 230V 0.5x20m	134,335	a
140F0855	SET DTIF-100 + TOUCH 1200W 230V 0.5x24m	161,47	a
140F1650	Set DEVI _{mat} 150T 150W 230V 0.5x2m SMART	13,735	d
140F1651	Set DEVI _{mat} 150T 225W 230V 0.5x3m SMART	20,77	c
140F1652	Set DEVI _{mat} 150T 300W 230V 0.5x4m SMART	27,805	c
140F1653	Set DEVI _{mat} 150T 375W 230V 0.5x5m SMART	33,835	c
140F1654	Set DEVI _{mat} 150T 450W 230V 0.5x6m SMART	40,87	b
140F1655	Set DEVI _{mat} 150T 525W 230V 0.5x7m SMART	47,905	b
140F1656	Set DEVI _{mat} 150T 600W 230V 0.5x8m SMART	53,935	b
140F1657	Set DEVI _{mat} 150T 750W 230V 0.5x10m SMART	68,005	a
140F1658	Set DEVI _{mat} 150T 900W 230V 0.5x12m SMART	81,07	a
140F1659	Set DEVI _{mat} 150T 1050W 230V 0.5x14m SMART	94,135	a
140F1660	Set DEVI _{mat} 150T 1200W 230V 0.5x16m SMART	108,205	a
140F1661	Set DEVI _{mat} 150T 1350W 230V 0.5x18m SMART	121,27	a
140F1662	Set DEVI _{mat} 150T 1500W 230V 0.5x20m SMART	134,335	a
140F1665	Set DEVI _{mat} 100T 100W 230V 0.5x2m SMART	13,735	d
140F1666	Set DEVI _{mat} 100T 150W 230V 0.5x3m SMART	20,77	c
140F1667	Set DEVI _{mat} 100T 200W 230V 0.5x4m SMART	27,805	c
140F1668	Set DEVI _{mat} 100T 250W 230V 0.5x5m SMART	33,835	c
140F1669	Set DEVI _{mat} 100T 300W 230V 0.5x6m SMART	40,87	c
140F1670	Set DEVI _{mat} 100T 350W 230V 0.5x7m SMART	47,905	b
140F1671	Set DEVI _{mat} 100T 400W 230V 0.5x8m SMART	53,935	b
140F1672	Set DEVI _{mat} 100T 500W 230V 0.5x10m SMART	68,005	a
140F1673	Set DEVI _{mat} 100T 600W 230V 0.5x12m SMART	81,07	a
140F1674	Set DEVI _{mat} 100T 700W 230V 0.5x14m SMART	94,135	a
140F1675	Set DEVI _{mat} 100T 800W 230V 0.5x16m SMART	108,205	a

Annex 1

140F1676	Set DEVI _{mat} 100T 900W 230V 0.5x18m SMART	121,27	a
140F1677	Set DEVI _{mat} 100T 1000W 230V 0.5x20m SMART	134,335	a
140F1678	Set DEVI _{mat} 100T 1200W 230V 0.5x24m SMART	161,47	a
140F1730	DEVI _{mat} 70T 3 m ² 230V 210W	40,52	c
140F1731	DEVI _{mat} 70T 5 m ² 230V 350W	68,68	b
140F1732	DEVI _{mat} 70T 7,2 m ² 230V 490W	96,3	a
140F1733	DEVI _{mat} 70T 8,8 m ² 230V 615W	117,96	a
140F1734	DEVI _{mat} 70T 11,8 m ² 230V 825W	160,19	a
140F1735	DEVI _{mat} 200T 0,5m ² 230V 87W	6,3	d
140F1737	DEVI _{mat} 200T 7m ² 230V 1385W	93,3	a
140F1738	DEVI _{mat} 200T 7,8m ² 230V 1565W	104,3	a
140F1739	DEVI _{mat} 200T 8,8m ² 230V 1715W	117,3	a
140F9987	DEVI _{mat} Mat Special Order	81,07	a
140F9993	DTIF Cable Special Order,	1	a
140G0012	DTIF 9.64 R/m -4%=9.254 +7%=10.31	1	c
83020736	DEVI _{mat} 200T 1,05m ² 230V 215W	14,3	c
83020737	DEVI _{mat} 200T 1,45m ² 230V 285W	19,3	c
83020738	DEVI _{mat} 200T 2,1m ² 230V 430W	28,3	c
83020739	DEVI _{mat} 200T 2,5m ² 230V 500W	33,3	b
83020740	DEVI _{mat} 200T 3,1m ² 230V 605W	41,3	b
83020742	DEVI _{mat} 200T 4,3m ² 230V 845W	57,3	a
83020743	DEVI _{mat} 200T 4,95m ² 230V 990W	66,3	a
83020744	DEVI _{mat} 200T 6,1m ² 230V 1210W	81,3	a
83020748	DEVI _{mat} 200T 10,5m ² 230V 2070W	140,3	a

The sales codes of all EC & Devi Comfort cables covered in this EPD, are presented in table 15.

Table 15: Comfort sales codes, covered by this EPD

Sales code	Product description	Length [m]	Combination
088L3080	LX Cable, 240V 80 Ft.20 Sq. Ft.	24,4	c
088L3081	LX Cable, 240V 120 Ft.30 Sq. Ft.	36,3	c
088L3082	LX Cable, 240V 160 Ft.40 Sq. Ft.	48,6	b
088L3083	LX Cable, 240V 200 Ft.50 Sq. Ft.	61	a
088L3084	LX Cable, 240V 240 Ft.60 Sq. Ft.	72,9	a
088L3085	LX Cable, 240V 280 Ft.70 Sq. Ft.	85,2	a
088L3086	LX Cable, 240V 320 Ft.80 Sq. Ft.	97,4	a
088L3087	LX Cable, 240V 360 Ft.90 Sq. Ft.	109,7	a
088L3088	LX Cable, 240V 400 Ft.100 Sq. Ft.	121,5	a
088L3089	LX Cable, 240V 440 Ft.110 Sq. Ft.	133,7	a

Annex 1

088L3090	LX Cable, 240V 480 Ft.120 Sq. Ft.	146	a
088L3091	LX Cable, 240V 570 Ft.140 Sq. Ft.	173,6	a
088L3092	LX Cable, 240V 630 Ft.160 Sq. Ft.	191,6	a
088L3140	LX Cable, 120V 40 Ft. 10 Sq. Ft. 120W	12,5	c
088L3141	LX Cable, 120V 60 Ft. 15 Sq. Ft. 180W	18,4	c
088L3142	LX Cable, 120V 80 Ft. 20 Sq. Ft. 240W	24,3	b
088L3143	LX Cable, 120V 120 Ft. 30 Sq. Ft. 360W	36,7	a
088L3144	LX Cable, 120V 160 Ft. 40 Sq. Ft. 480W	48,9	a
088L3145	LX Cable, 120V 200 Ft. 50 Sq. Ft. 600W	60,8	a
088L3146	LX Cable, 120V 240 Ft. 60 Sq. Ft. 750W	73	a
088L3147	LX Cable, 120V 280 Ft. 70 Sq. Ft. 860W	86,2	a
088L3148	LX Cable, 120V 315 Ft. 79 Sq. Ft. 960W	95,8	a
088L3150	LX Mat 120V, 10 Sq. Ft., 120W	12,48	c
088L3151	LX Mat 120V, 15 Sq. Ft., 180W	18,57	c
088L3152	LX Mat 120V 240W 20Sq. Ft.	24,66	b
088L3153	LX Mat 120V 300W 25Sq. Ft.	30,75	a
088L3154	LX Mat 120V, 30 Sq. Ft., 360W	36,84	a
088L3155	LX Mat 120V, 35 Sq. Ft., 420W	42,93	a
088L3156	LX Mat 120V, 40 Sq. Ft., 480W	49,02	a
088L3158	LX Mat 120V 590W 50Sq. Ft.	62,42	a
088L3160	LX Mat 120V, 60 Sq. Ft., 735W	74,6	a
088L3175	LX Mat 240V, 35 Sq. Ft., 420W	42,93	b
088L3176	LX Mat 240V 480W 40Sq. Ft.	49,02	b
088L3177	LX Mat 240V, 50 Sq. Ft., 590W	62,42	a
088L3178	LX Mat 240V, 60 Sq. Ft., 710W	74,6	a
088L3179	LX Mat 240V, 70 Sq. Ft., 825W	86,78	a
088L3180	LX Mat 240V, 80 Sq. Ft., 950W	98,96	a
088L3181	LX Mat 240V, 90 Sq. Ft., 1065W	111,14	a
088L3182	LX Mat 240V 1180W 100Sq. Ft.	123,32	a
088L3183	LX Mat 240V, 110 Sq. Ft., 1300W	136,72	a
088L3184	LX Mat 240V, 120 Sq. Ft., 1415W	148,9	a
088L3185	LX Mat 240V, 145 Sq. Ft., 1765W	179,35	a
088L6220	ECcomfort 120T STE 130W 230V 1.1m ²	15,5	d
088L6221	ECcomfort 120T STE 205W 230V 1.7m ²	22,5	c
088L6222	ECcomfort 120T STE 275W 230V 2.3m ²	30,5	c
088L6223	ECcomfort 120T STE 335W 230V 2.8m ²	37,5	c
088L6224	ECcomfort 120T STE 400W 230V 3.4m ²	45,5	b
088L6225	ECcomfort 120T STE 435W 230V 3.7m ²	48,5	b
088L6226	ECcomfort 120T STE 475W 230V 4.0m ²	52,5	b
088L6226	ECcomfort 120T STE 475W 230V 4.0m ²	52,5	b
088L6227	ECcomfort 120T STE 535W 230V 4.5m ²	60,5	b

Annex 1

088L6228	ECcomfort 120T STE 660W 230V 5.5m ²	73,5	a
088L6229	ECcomfort 120T STE 770W 230V 6.4m ²	85,5	a
088L6230	ECcomfort 120T STE 875W 230V 7.5m ²	98,5	a
088L6231	ECcomfort 120T STE 985W 230V 8.3m ²	110,5	a
088L6232	ECcomfort 120T STE 1075W 230V 9.0m ²	120,5	a
088L6233	ECcomfort 120T STE 1215W 230V 10m ²	134,5	a
088L6234	ECcomfort 85T PRE 115W 230V 1.3m ²	17,5	d
088L6235	ECcomfort 85T PRE 167W 230V 2.0m ²	27,5	c
088L6236	ECcomfort 85T PRE 230W 230V 2.7m ²	36,5	c
088L6237	ECcomfort 85T PRE 280W 230V 3.3m ²	44,5	c
088L6238	ECcomfort 85T PRE 340W 230V 4.0m ²	53,5	b
088L6239	ECcomfort 85T PRE 400W 230V 4.7m ²	62,5	b
088L6240	ECcomfort 85T PRE 450W 230V 5.3m ²	71,5	b
088L6241	ECcomfort 85T PRE 555W 230V 6.5m ²	87,5	a
088L6242	ECcomfort 85T PRE 645W 230V 7.6m ²	101,5	a
088L6243	ECcomfort 85T PRE 740W 230V 8.7m ²	116,5	a
088L6244	ECcomfort 85T PRE 835W 230V 9.8m ²	130,5	a
088L6245	ECcomfort 85T PRE 910W 230V 10.7m ²	142,5	a
088L6246	ECcomfort 85T PRE 1015W 230V 12m ²	160,5	a
140F0800	DEVIcomfort™ 10T 100W 230V 10m DTouch	10	d
140F0801	DEVIcomfort™ 10T 200W 230V 20m DTouch	20	c
140F0802	DEVIcomfort™ 10T 300W 230V 28m DTouch	28	c
140F0803	DEVIcomfort™ 10T 400W 230V 41m DTouch	41	b
140F0804	DEVIcomfort™ 10T 500W 230V 50m DTouch	50	b
140F0805	DEVIcomfort™ 10T 600W 230V 57m DTouch	57	a
140F0806	DEVIcomfort™ 10T 700W 230V 70m DTouch	70	a
140F0807	DEVIcomfort™ 10T 800W 230V 82m DTouch	82	a
140F0808	DEVIcomfort™ 10T 900W 230V 90m DTouch	90	a
140F0809	DEVIcomfort™ 10T 1000W 230V 98m DTouch	98	a
140F0810	DEVIcomfort™ 10T 1250W 230V 130m DTouch	130	a
140F0811	DEVIcomfort™ 10T 1400W 230V 143m DTouch	143	a
140F0812	DEVIcomfort 10T 1700W 230V 170m DTouch	170	a
140F1500	DEVIclassic 150T 0,5m ² 230V 75W	7,54	d
140F1501	DEVIclassic 150T 1m ² 230V 150W	13,25	d
140F1502	DEVIclassic 150T 1,5m ² 230V 225W	20,77	c
140F1503	DEVIclassic 150T 2m ² 230V 300W	27,805	c
140F1504	DEVIclassic 150T 2,5m ² 230V 375W	33,835	c
140F1505	DEVIclassic 150T 3m ² 230V 450W	40,87	b
140F1506	DEVIclassic 150T 4m ² 230V 600W	53,935	b
140F1507	DEVIclassic 150T 5m ² 230V 750W	68,005	a
140F1508	DEVIclassic 150T 6m ² 230V 900W	81,07	a

Annex 1

140F1509	DEVIclassic 150T 7m ² 230V 1050W	94,135	a
140F1510	DEVIclassic 150T 8m ² 230V 1200W	108,205	a
140F1700	DEVIcomfort™ 150T 1m ² 230V + DOpti PuW	13,735	d
140F1701	DEVIcomfort™ 150T 1,5m ² 230V + DOpti PuW	20,77	c
140F1702	DEVIcomfort™ 150T 2m ² 230V + DOpti PuW	27,805	c
140F1703	DEVIcomfort™ 150T 2,5m ² 230V + DOpti PuW	33,835	c
140F1704	DEVIcomfort™ 150T 3m ² 230V + DOpti PuW	40,87	b
140F1705	DEVIcomfort™ 150T 3,5m ² 230V + DOpti PuW	47,905	b
140F1706	DEVIcomfort™ 150T 4m ² 230V + DOpti PuW	53,935	b
140F1707	DEVIcomfort™ 150T 5m ² 230V + DOpti PuW	68,005	a
140F1708	DEVIcomfort™ 150T 6m ² 230V + DOpti PuW	81,07	a
140F1709	DEVIcomfort™ 150T 7m ² 230V + DOpti PuW	94,135	a
140F1710	DEVIcomfort™ 150T 8m ² 230V + DOpti PuW	108,205	a
140F1711	DEVIcomfort™ 150T 9m ² 230V + DOpti PuW	121,27	a
140F1712	DEVIcomfort™ 150T 10m ² 230V + DOpti PuW	134,335	a
140F1713	DEVIcomfort™ 150T 12m ² 230V + DOpti PuW	161,47	a
140F1740	DEVIcomfort 100T 0,5m ² 230V 50W	7,705	d
140F1741	DEVIcomfort 100T 2,5m ² 230V 250W	33,835	c
140F1742	DEVIcomfort 100T 7m ² 230V 700W	94,135	a
140F1743	DEVIcomfort 100T 8m ² 230V 800W	108,205	a
140F1744	DEVIcomfort 150T 1,5m ² 230V 225W	20,77	c
140F1745	DEVIcomfort 150T 2,5m ² 230V 375W	33,835	c
140F9988	DEVIcomfort Mat Special Order	27,805	c
140F9994	DEVIcomfort Cable Special Order	27,805	c
83030502	DEVIcomfort 100T 1m ² 230V 100W	13,735	d
83030504	DEVIcomfort 100T 1,5m ² 230V 150W	20,77	c
83030506	DEVIcomfort 100T 2m ² 230V 200W	27,805	c
83030510	DEVIcomfort 100T 3m ² 230V 300W	40,87	c
83030512	DEVIcomfort 100T 3,5m ² 230V 350W	47,905	b
83030514	DEVIcomfort 100T 4m ² 230V 400W	53,935	b
83030516	DEVIcomfort 100T 5m ² 230V 500W	68,005	a
83030518	DEVIcomfort 100T 6m ² 230V 600W	81,07	a
83030524	DEVIcomfort 100T 9m ² 230V 900W	121,27	a
83030526	DEVIcomfort 100T 10m ² 230V 1000W	134,335	a
83030528	DEVIcomfort 100T 12m ² 230V 1200W	161,47	a
83030560	DEVIcomfort 150T 0,5m ² 230V 75W	7,54	d
83030562	DEVIcomfort 150T 1m ² 230V 150W	13,735	d
83030566	DEVIcomfort 150T 2m ² 230V 300W	27,805	c
83030570	DEVIcomfort 150T 3m ² 230V 450W	40,87	b
83030572	DEVIcomfort 150T 3,5m ² 230V 525W	47,905	b
83030574	DEVIcomfort 150T 4m ² 230V 600W	53,935	b

Annex 1

83030576	DEVIcomfort 150T 5m ² 230V 750W	68,005	a
83030578	DEVIcomfort 150T 6m ² 230V 900W	81,07	a
83030580	DEVIcomfort 150T 7m ² 230V 1050W	94,135	a
83030582	DEVIcomfort 150T 8m ² 230V 1200W	108,205	a
83030584	DEVIcomfort 150T 9m ² 230V 1350W	121,27	a
83030586	DEVIcomfort 150T 10m ² 230V 1500W	134,335	a
83030588	DEVIcomfort 150T 12m ² 230V 1800W	161,47	a
87101100	DEVIcomfort 10T 10m 230V 100W +flexpipe	10	d
87101102	DEVIcomfort 10T 20m 230V 200W +flexpipe	20	c
87101104	DEVIcomfort 10T 28m 230V 300W +flexpipe	28,18	c
87101106	DEVIcomfort 10T 41m 230V 400W +flexpipe	41,18	b
87101108	DEVIcomfort 10T 50m 230V 500W +flexpipe	50	b
87101110	DEVIcomfort 10T 57m 230V 600W +flexpipe	57,9	a
87101112	DEVIcomfort 10T 70m 230V 700W +flexpipe	70	a
87101114	DEVIcomfort 10T 81m 230V 800W +flexpipe	81,34	a
87101116	DEVIcomfort 10T 90m 230V 900W +flexpipe	90	a
87101118	DEVIcomfort 10T 100m 230V 1000W+flexpipe	99,5	a
87101120	DEVIcomfort 10T 129m 230V 1250W+flexpipe	129,33	a
87101122	DEVIcomfort 10T 142m 230V 1400W+flexpipe	142,25	a
87101124	DEVIcomfort 10T 170m 230V 1700W+flexpip	170	a
87101700	DEVIcomfort 10T 10m 230V 100W +tape	10	d
87101702	DEVIcomfort 10T 20m 230V 200W +tape	20	c
87101706	DEVIcomfort 10T 28m 230V 300W +tape	28,18	c
87101708	DEVIcomfort 10T 41m 230V 400W +tape	41,18	b
87101710	DEVIcomfort 10T 50m 230V 500W +tape	50	b
87101712	DEVIcomfort 10T 57m 230V 600W +tape	57,9	a
87101714	DEVIcomfort 10T 70m 230V 700W +tape	70	a
87101716	DEVIcomfort 10T 81m 230V 800W +tape	81,34	a
87101718	DEVIcomfort 10T 90m 230V 900W +tape	90	a
87101720	DEVIcomfort 10T 100m 230V 1000W +tape	99,5	a
87101722	DEVIcomfort 10T 129m 230V 1250W +tape	129,33	a
87101724	DEVIcomfort 10T 142m 230V 1400W +tape	142,25	a
87101728	DEVIcomfort 10T 170m 230V 1700W +tape	170	a

References

CEN (2019). *EN 15804:2012+A2:2019: Sustainability of construction works – Environmental product declarations – Core rules for the product category of construction products*. Brussels, Belgium: European Committee for Standardization.

NPCR 027 Part B for electrical cables and wires, version 2.0, issue date 01.03.2022

Danfoss (2022). *Danfoss Product Category Rules: Environmental Product Declarations for Danfoss Products*. Nordborg, Denmark: Danfoss A/S.

ISO (2006a). *ISO 14025:2006: Environmental labels and declarations – Type III environmental declarations – Principles and procedures*. Geneva, Switzerland: International Organization for Standardization.

ISO (2006b). *ISO 14040:2006: Environmental management – Life cycle assessment – Principles and framework*. Geneva, Switzerland: International Organization for Standardization.

ISO (2006c). *ISO 14044:2006: Environmental management – Life cycle assessment – Requirements and guidelines*. Geneva, Switzerland: International Organization for Standardization.

Danfoss Climate Solutions

Any information, including, but not limited to information on selection of product, its application or use, product design, weight, dimensions, capacity or any other technical data in product manuals, catalogues descriptions, advertisements, etc. and whether made available in writing, orally, electronically, online or via download, shall be considered informative, and is only binding if and to the extent, explicit reference is made in a quotation or order confirmation. Danfoss cannot accept any responsibility for possible errors in catalogues, brochures, videos and other material. Danfoss reserves the right to alter its products without notice. This also applies to products ordered but not delivered provided that such alterations can be made without changes to form, fit or function of the product. All trademarks in this material are property of Danfoss A/S or Danfoss group companies. Danfoss and the Danfoss logo are trademarks of Danfoss A/S. All rights reserved.
