

United States Select your location

Search parts, catalogs

Sign in

We make what matters work*

Products Digital Services Markets Support Company

Search

Toggle Mobile Menu

Search

Search

Products

Close Search

- [Actuators and motion control](#)
- [Backup power, UPS, surge & IT power distribution](#)
- [Clutches and brakes](#)
- [Conduit, cable & wire management](#)
- [Cylinders](#)
- [Differentials](#)
- [Ducting solutions](#)
- [Electrical circuit protection](#)
- [Electric vehicles and EV charging](#)
- [Electronic components](#)
- [Enclosures](#)
- [Energy storage systems](#)
- [Engine solutions](#)
- [Filtration solutions](#)
- [Fuel systems, emissions and components](#)
- [Furniture](#)
- [Golf grips](#)
- [Hose, tubing, fittings and connectors](#)
- [Hydraulic motors and generators](#)
- [Hydraulic power packs and accumulators](#)
- [Industrial controls, drives, automation and sensors](#)
- [Life support systems](#)
- [Lighting and controls](#)
- [Low-voltage power distribution & control systems](#)
- [Medium-voltage power distribution & control systems](#)
- [Plastics](#)
- [Process safety, automation, test and measurement](#)
- [Pumps](#)
- [Residential](#)
- [Safety, security & emergency communications](#)
- [Server racks, enclosures & airflow management](#)
- [Support systems](#)
- [Transmissions](#)
- [Utility & grid solutions](#)
- [Valves](#)
- [Wiring devices & connectivity](#)

Digital

Close Search

- [Brightlayer Experience Hub](#)
- [Explore our digital catalog](#)
- [Discover Brightlayer](#)
- [Understanding Industry 4.0](#)

- [For developers](#)

[Services](#)

Close Search

[Markets](#)

Close Search

- [Aerospace](#)
- [Buildings](#)
- [Data centers](#)
- [Eaton Experience Centers](#)
- [Food and beverage](#)
- [Government and military](#)
- [Healthcare](#)
- [Machine building](#)
- [Marine](#)
- [Mining, metals and minerals](#)
- [Oil and gas](#)
- [Rail](#)
- [Renewables](#)
- [Residential](#)
- [Utilities](#)
- [Vehicles](#)

[Support](#)

Close Search

- [Contact technical support](#)
- [Download center](#)
- [How to buy](#)
- [Terms and conditions](#)
- [Tools](#)
- [Training and education](#)
- [Warranty and returns](#)

[Company](#)

Close Search

- [Overview](#)
- [About us](#)
- [News & insights](#)
- [Careers](#)
- [Investor relations](#)
- [Research & development](#)
- [Corporate governance](#)
- [Sustainability](#)
- [Inclusion & diversity](#)
- [Ethics & compliance](#)
- [Partnering with Eaton](#)
- [Selling to Eaton](#)

[MyEaton](#)

Close Search

Quick links



MSC motor starters combinations
102953

[Overview](#) [Specifications](#) [Resources](#)

[How to buy](#)

[Back to search](#)

[Download](#) [Zoom](#)

Photo is representative

[Download](#) [Zoom](#)

Photo is representative

[Download](#) [Zoom](#)

Photo is representative

[Download](#) [Zoom](#)






Photo is representative

[Download](#) [Zoom](#)

Photo is representative

[Previous](#) [Next](#)

[Download](#) [Zoom](#)

- 
- 
- 
- 
- 

[Previous](#) [Next](#)

102953

Eaton Moeller® series MSC-D DOL starter, 380 V 400 V 415 V: 1.1, 1.5 kW, Ir= 2.5 - 4 A, 230 V 50 Hz, 240 V 60 Hz, AC voltage

[Add a free sample to the cart](#) [How to buy](#)

- [Configurator Motor starter combinations](#)



Products cannot be sold together

Products in your cart cannot be sold together in one transaction. Please choose to either keep your existing cart, or create a new cart with this product.

You can purchase your products in separate transactions.

[Keep My Cart](#) [Create a New Cart](#)



Item is already in the cart.

Okay

Photo is representative

Designed to work together

Discover other Eaton products and accessories built to enhance this product.

- [101044](#)

101044
Eaton Moeller® series DILA Auxiliary contact module, Type: high version, 4 pole, Ith= 16 A, 2 N/O, 2 NC, Front fixing, Screw terminals, MSC
- [101043](#)

101043
Eaton Moeller® series DILA Auxiliary contact module, Type: high version, 2 pole, Ith= 16 A, 1 N/O, 1 NC, Front fixing, Screw terminals, MSC
- [101042](#)

101042
Eaton Moeller® series DILA Auxiliary contact module, Type: high version, 2 pole, Ith= 16 A, 2 N/O, Front fixing, Screw terminals, MSC
- [101041](#)

101041
Eaton Moeller® series DILA Auxiliary contact module, Type: high version, 2 pole, Ith= 16 A, 2 NC, Front fixing, Screw terminals, MSC

Go to Previous Item

Go to Next Item

- [101044](#)

101044
Eaton Moeller® series DILA Auxiliary contact module, Type: high version, 4 pole, Ith= 16 A, 2 N/O, 2 NC, Front fixing, Screw terminals, MSC
- [101043](#)

101043
Eaton Moeller® series DILA Auxiliary contact module, Type: high version, 2 pole, Ith= 16 A, 1 N/O, 1 NC, Front fixing, Screw terminals, MSC
- [101042](#)

101042
Eaton Moeller® series DILA Auxiliary contact module, Type: high version, 2 pole, Ith= 16 A, 2 N/O, Front fixing, Screw terminals, MSC
- [101041](#)

101041

Eaton Moeller® series DILA Auxiliary contact module, Type: high version, 2 pole, Ith= 16 A, 2 NC, Front fixing, Screw terminals, MSC

[View more](#) [View less](#)

- General specifications
- Product specifications

General specifications

Product Name
Eaton Moeller® series MSC-D DOL starter
Catalog Number
102953
Model Code
MSC-D-4-M7(230V50HZ)/BBA
EAN
4015081027927
Product Length/Depth
154 mm
Product Height
200 mm
Product Width
45 mm
Product Weight
0.875 kg
Certifications
UL Category Control No.: NKJH
CSA File No.: 012528
CSA-C22.2 No. 14 (on request)
CSA-C22.2 No. 14-10
UL 508 (on request)
UL60947-4-1A
CSA Class No.: 3211-04
UL
IEC/EN 60947-4-1
UL File No.: E123500
CSA
CE


Product specifications

Rated operational current for specified heat dissipation (In)
4 A
10.11 Short-circuit rating
Is the panel builder's responsibility. The specifications for the switchgear must be observed.
Rated operational power at AC-3, 380/400 V, 50 Hz
1.5 kW
Rated operational voltage
230 - 415 V AC
Rated conditional short-circuit current, type 1, 480 Y/277 V
0 A
Rated control supply voltage (Us) at AC, 50 Hz - min
230 V
10.4 Clearances and creepage distances
Meets the product standard's requirements.
10.12 Electromagnetic compatibility
Is the panel builder's responsibility. The specifications for the switchgear must be observed.
Mounting method
Mounting on Busbar 60 mm
10.2.5 Lifting
Does not apply, since the entire switchgear needs to be evaluated.
Rated power at 575 V, 60 Hz, 3-phase

0 kW
Rated power at 460 V, 60 Hz, 3-phase
0 kW
10.2.3.1 Verification of thermal stability of enclosures
Meets the product standard's requirements.
Rated control supply voltage (Us) at DC - min
0 V
Fitted with:
Short-circuit release
Number of pilot lights
0
Short-circuit current rating (basic rating)
15 A, max. CB, SCCR (UL/CSA)
5 kA, SCCR (UL/CSA)
35 A, max. Fuse, SCCR (UL/CSA)
Rated control supply voltage (Us) at AC, 50 Hz - max
230 V
Coordination type
2
10.8 Connections for external conductors
Is the panel builder's responsibility.
Coordination class (IEC 60947-4-3)
Class 2
Rated conditional short-circuit current, type 1, 600 Y/347 V
0 A
Power consumption, sealing, 50 Hz
1.2 W, Dual-frequency coil in a cold state and 1.0 x Us, at 50 Hz
Ambient operating temperature - max
55 °C
Rated operational power at AC-3, 220/230 V, 50 Hz
0.75 kW
Connection to SmartWire-DT
No
Number of command positions
0
Static heat dissipation, non-current-dependent Pvs
1.4 W
Electrical connection type of main circuit
Screw connection
Electrical connection type for auxiliary- and control-current circuit
Screw connection
Rated control supply voltage (Us) at DC - max
0 V
10.9.3 Impulse withstand voltage
Is the panel builder's responsibility.
Ambient operating temperature - min
-25 °C
10.6 Incorporation of switching devices and components
Does not apply, since the entire switchgear needs to be evaluated.
10.5 Protection against electric shock
Does not apply, since the entire switchgear needs to be evaluated.
Class
CLASS 10
10.13 Mechanical function
The device meets the requirements, provided the information in the instruction leaflet (IL) is observed.
10.2.6 Mechanical impact
Does not apply, since the entire switchgear needs to be evaluated.
10.9.4 Testing of enclosures made of insulating material
Is the panel builder's responsibility.
10.3 Degree of protection of assemblies
Does not apply, since the entire switchgear needs to be evaluated.
Heat dissipation per pole, current-dependent Pvid
2 W
Actuating voltage
230 V 50 Hz

240 V 60 Hz
Voltage type
AC
Switching capacity (auxiliary contacts, general use)
1 A, 250 V DC, (UL/CSA)
15 A, 600 V AC, (UL/CSA)
Overload release current setting - min
2.5 A
Equipment heat dissipation, current-dependent P_{vid}
6 W
Heat dissipation capacity P_{diss}
0 W
Rated operational current (I_e)
3.6 A
Suitable for
Also motors with efficiency class IE3
Number of auxiliary contacts (normally closed contacts)
0
Rated conditional short-circuit current (I_q), type 2, 380 V, 400 V, 415 V
50000 A
Power consumption
1.4 W
10.2.3.2 Verification of resistance of insulating materials to normal heat
Meets the product standard's requirements.
10.2.3.3 Resist. of insul. mat. to abnormal heat/fire by internal elect. effects
Meets the product standard's requirements.
Overload release current setting - max
4 A
10.9.2 Power-frequency electric strength
Is the panel builder's responsibility.
Overvoltage category
III
Degree of protection
IP20
NEMA Other
Pollution degree
3
Rated control supply voltage (U_s) at AC, 60 Hz - min
0 V
10.7 Internal electrical circuits and connections
Is the panel builder's responsibility.
Rated impulse withstand voltage (U_{imp})
6000 V AC
Connection
Screw terminals
10.10 Temperature rise
The panel builder is responsible for the temperature rise calculation. Eaton will provide heat dissipation data for the devices.
Functions
Temperature compensated overload protection
Rated conditional short-circuit current (I_q), type 2, 230 V
50000 A
Type
Starter with Bi-Metal release
10.2.2 Corrosion resistance
Meets the product standard's requirements.
10.2.4 Resistance to ultra-violet (UV) radiation
Meets the product standard's requirements.
10.2.7 Inscriptions
Meets the product standard's requirements.
Short-circuit release (I_{rm}) - max
62 A
Rated control supply voltage (U_s) at AC, 60 Hz - max
0 V
Rated operational current (I_e) at AC-3, 380 V, 400 V, 415 V
4 A

Model
Direct starter
Number of auxiliary contacts (normally open contacts)
1
Altitude
Max. 2000 m
Switching capacity (auxiliary contacts, pilot duty)
A600, AC operated (UL/CSA)
P300, DC operated (UL/CSA)
Serial Number Verified :

Authenticated: 
The product is verified as being authentic; however, this does not guarantee the condition or fit for purpose of the product.

Brochures

- [Motor Starters in System xStart - brochure](#)
- [Simple, flexible and safe! Distribution system for motor-starter combinations](#)
- [Save time and space thanks to the new link module PKZM0-XDM32ME](#)

Download all files

Catalogs

- [Product Range Catalog Switching and protecting motors](#)

Declarations of conformity

- [DA-DC-00004910.pdf](#)
- [DA-DC-00004878.pdf](#)

Drawings

- [eaton-manual-motor-starters-adapter-msc-d-dol-starter-dimensions.eps](#)
- [eaton-general-ie-ready-dilm-contactor-standards.eps](#)

Download all files

eCAD model

- [DA-CE-ETN.MSC-D-4-M7\(230V50HZ\)_BBA](#)

Installation instructions

- [IL034014ZU](#)
- [IL034038ZU](#)
- [IL03402015Z](#)

Download all files

Installation videos

- [WIN-WIN with push-in technology](#)

mCAD model

- [DA-CD-msc_d_bba_bgl](#)
- [DA-CS-msc_d_bba_bgl](#)

Download all files

Wiring diagrams

- [eaton-manual-motor-starters-device-msc-d-dol-starter-wiring-diagrameps](#)

Export product specification

-

X

Enter your city, state, or zip code or

Locate me

City, state

Search

Show locations that offer:

☐ Product pickup

☐ Order online and ship product

- 102953

Eaton is an intelligent power management company dedicated to improving the quality of life and protecting the environment for people everywhere. We are guided by our commitment to do business right, to operate sustainably and to help our customers manage power — today and well into the future. By capitalizing on the global growth trends of electrification and digitalization, we’re accelerating the planet’s transition to renewable energy and helping to solve the world’s most urgent power management challenges.

Company

- [About us](#)
- [Careers](#)
- [Inclusion and Diversity](#)
- [Investor relations](#)
- [Sustainability](#)
- [News and insights](#)
- [Slavery and human trafficking statement](#)

Quick links

- [Sign in](#)
- [Support](#)
- [Policies and statements](#)
- [Terms and conditions](#)
- [Responsible sourcing of conflict minerals](#)
- [Subscribe to emails](#)

Let's talk big ideas

-
-
-
-

[View all social media](#)

- [Sitemap](#)
- [Privacy, cookies & data protection policy](#)
- [Do not sell my data request \(CCPA and other states\)](#)

© 2023 Eaton. All Rights Reserved.

Back to top of the page

Are you sure?

Cancel

Sign out

Are you sure?

Cancel

Sign out

X

