

United States Select your location

Search parts, catalogs

Sign in

We make what matters work\*

Products Digital Services Markets Support Company

Search

Toggle Mobile Menu

Search

Search

Products

Close Search

- [Actuators and motion control](#)
- [Backup power, UPS, surge & IT power distribution](#)
- [Clutches and brakes](#)
- [Conduit, cable & wire management](#)
- [Cylinders](#)
- [Differentials](#)
- [Ducting solutions](#)
- [Electrical circuit protection](#)
- [Electric vehicles and EV charging](#)
- [Electronic components](#)
- [Enclosures](#)
- [Energy storage systems](#)
- [Engine solutions](#)
- [Filtration solutions](#)
- [Fuel systems, emissions and components](#)
- [Furniture](#)
- [Golf grips](#)
- [Hose, tubing, fittings and connectors](#)
- [Hydraulic motors and generators](#)
- [Hydraulic power packs and accumulators](#)
- [Industrial controls, drives, automation and sensors](#)
- [Life support systems](#)
- [Lighting and controls](#)
- [Low-voltage power distribution & control systems](#)
- [Medium-voltage power distribution & control systems](#)
- [Plastics](#)
- [Process safety, automation, test and measurement](#)
- [Pumps](#)
- [Residential](#)
- [Safety, security & emergency communications](#)
- [Server racks, enclosures & airflow management](#)
- [Support systems](#)
- [Transmissions](#)
- [Utility & grid solutions](#)
- [Valves](#)
- [Wiring devices & connectivity](#)

Digital

Close Search

- [Brightlayer Experience Hub](#)
- [Explore our digital catalog](#)
- [Discover Brightlayer](#)
- [Understanding Industry 4.0](#)

- [For developers](#)

## [Services](#)

Close Search

## [Markets](#)

Close Search

- [Aerospace](#)
- [Buildings](#)
- [Data centers](#)
- [Eaton Experience Centers](#)
- [Food and beverage](#)
- [Government and military](#)
- [Healthcare](#)
- [Machine building](#)
- [Marine](#)
- [Mining, metals and minerals](#)
- [Oil and gas](#)
- [Rail](#)
- [Renewables](#)
- [Residential](#)
- [Utilities](#)
- [Vehicles](#)

## [Support](#)

Close Search

- [Contact technical support](#)
- [Download center](#)
- [How to buy](#)
- [Terms and conditions](#)
- [Tools](#)
- [Training and education](#)
- [Warranty and returns](#)

## [Company](#)

Close Search

- [Overview](#)
- [About us](#)
- [News & insights](#)
- [Careers](#)
- [Investor relations](#)
- [Research & development](#)
- [Corporate governance](#)
- [Sustainability](#)
- [Inclusion & diversity](#)
- [Ethics & compliance](#)
- [Partnering with Eaton](#)
- [Selling to Eaton](#)

## [MyEaton](#)

Close Search

## Quick links



MSC motor starters combinations  
100415

[Overview](#) [Specifications](#) [Resources](#)

How to buy

[Back to search](#)

[Download](#) [Zoom](#)

Photo is representative

[Download](#) [Zoom](#)

Photo is representative

[Download](#) [Zoom](#)





Photo is representative

[Download](#) [Zoom](#)

Photo is representative

[Previous](#) [Next](#)

[Download](#) [Zoom](#)

- 
- 
- 
- 

[Previous](#) [Next](#)

# 100415

Eaton Moeller® series MSC-D DOL starter, 380 V 400 V 415 V: 7.5 kW, Ir= 10 - 16 A, 24 V DC, DC MSC-D-16-M15(24VDC)

[Add a free sample to the cart](#) [How to buy](#)

- [Configurator Motor starter combinations](#)



## Products cannot be sold together

Products in your cart cannot be sold together in one transaction. Please choose to either keep your existing cart, or create a new cart with this product.

You can purchase your products in separate transactions.

[Keep My Cart](#) [Create a New Cart](#)



## Item is already in the cart.

Okay

Photo is representative

Designed to work together

Discover other Eaton products and accessories built to enhance this product.

- [118561](#)  
  
118561  
Eaton Moeller® series DIL-SWD Function element, contactor, SmartWire-DT, DIL/MSC, manual/auto
- [118560](#)  
  
118560  
Eaton Moeller® series DIL-SWD Function element, contactor, SmartWire-DT, DIL/MSC
- [101044](#)  
  
101044  
Eaton Moeller® series DILA Auxiliary contact module, Type: high version, 4 pole, Ith= 16 A, 2 N/O, 2 NC, Front fixing, Screw terminals, MSC
- [101043](#)  
  
101043  
Eaton Moeller® series DILA Auxiliary contact module, Type: high version, 2 pole, Ith= 16 A, 1 N/O, 1 NC, Front fixing, Screw terminals, MSC
- [101042](#)  
  
101042  
Eaton Moeller® series DILA Auxiliary contact module, Type: high version, 2 pole, Ith= 16 A, 2 N/O, Front fixing, Screw terminals, MSC
- [101041](#)  
  
101041  
Eaton Moeller® series DILA Auxiliary contact module, Type: high version, 2 pole, Ith= 16 A, 2 NC, Front fixing, Screw terminals, MSC

Go to Previous Item

Go to Next Item

- [118561](#)  
  
118561  
Eaton Moeller® series DIL-SWD Function element, contactor, SmartWire-DT, DIL/MSC, manual/auto
- [118560](#)  
  
118560  
Eaton Moeller® series DIL-SWD Function element, contactor, SmartWire-DT, DIL/MSC
- [101044](#)

- 101044
- Eaton Moeller® series DILA Auxiliary contact module, Type: high version, 4 pole, Ith= 16 A, 2 N/O, 2 NC, Front fixing, Screw terminals, MSC
- [101043](#)
- 101043
- Eaton Moeller® series DILA Auxiliary contact module, Type: high version, 2 pole, Ith= 16 A, 1 N/O, 1 NC, Front fixing, Screw terminals, MSC
- [101042](#)
- 101042
- Eaton Moeller® series DILA Auxiliary contact module, Type: high version, 2 pole, Ith= 16 A, 2 N/O, Front fixing, Screw terminals, MSC
- [101041](#)
- 101041
- Eaton Moeller® series DILA Auxiliary contact module, Type: high version, 2 pole, Ith= 16 A, 2 NC, Front fixing, Screw terminals, MSC

[View more](#) [View less](#)

- General specifications
- Product specifications

General specifications

Product Name  
Eaton Moeller® series MSC-D DOL starter

Catalog Number  
100415

Model Code  
MSC-D-16-M15(24VDC)

EAN  
4015081003921

Product Length/Depth  
95 mm

Product Height  
180 mm

Product Width  
45 mm

Product Weight  
0.645 kg

Certifications  
UL File No.: E36332  
IEC/EN 60947-4-1  
UL 60947-4-1  
CSA-C22.2 No. 60947-4-1-14  
CE  
CSA Class No.: 3211-24  
VDE 0660  
UL Category Control No.: NLRV  
CSA File No.: 012528  
UL  
CSA

Catalog Notes  
Not suitable for motors with efficiency class IE3.

Product specifications

Rated operational current for specified heat dissipation (In)  
15.5 A

10.11 Short-circuit rating  
Is the panel builder's responsibility. The specifications for the switchgear must be observed.  
Rated operational power at AC-3, 380/400 V, 50 Hz  
7.5 kW  
Rated operational voltage  
230 - 415 V AC  
Rated conditional short-circuit current, type 1, 480 Y/277 V  
0 A  
Rated control supply voltage (Us) at AC, 50 Hz - min  
0 V  
10.4 Clearances and creepage distances  
Meets the product standard's requirements.  
10.12 Electromagnetic compatibility  
Is the panel builder's responsibility. The specifications for the switchgear must be observed.  
Mounting method  
DIN rail  
10.2.5 Lifting  
Does not apply, since the entire switchgear needs to be evaluated.  
Rated power at 575 V, 60 Hz, 3-phase  
0 kW  
Rated power at 460 V, 60 Hz, 3-phase  
0 kW  
10.2.3.1 Verification of thermal stability of enclosures  
Meets the product standard's requirements.  
Rated control supply voltage (Us) at DC - min  
24 V  
Fitted with:  
Short-circuit release  
Number of pilot lights  
0  
Rated control supply voltage (Us) at AC, 50 Hz - max  
0 V  
Coordination type  
1  
10.8 Connections for external conductors  
Is the panel builder's responsibility.  
Coordination class (IEC 60947-4-3)  
Class 1  
Rated conditional short-circuit current, type 1, 600 Y/347 V  
0 A  
Ambient operating temperature - max  
55 °C  
Rated operational power at AC-3, 220/230 V, 50 Hz  
4 kW  
Connection to SmartWire-DT  
No  
Number of command positions  
0  
Static heat dissipation, non-current-dependent Pvs  
2.6 W  
Electrical connection type of main circuit  
Screw connection  
Electrical connection type for auxiliary- and control-current circuit  
Screw connection  
Power consumption (sealing) at DC  
2.6 W  
Rated control supply voltage (Us) at DC - max  
24 V  
10.9.3 Impulse withstand voltage  
Is the panel builder's responsibility.  
Ambient operating temperature - min  
-25 °C  
10.6 Incorporation of switching devices and components  
Does not apply, since the entire switchgear needs to be evaluated.  
10.5 Protection against electric shock

Does not apply, since the entire switchgear needs to be evaluated.

Class

CLASS 10 A

10.13 Mechanical function

The device meets the requirements, provided the information in the instruction leaflet (IL) is observed.

10.2.6 Mechanical impact

Does not apply, since the entire switchgear needs to be evaluated.

10.9.4 Testing of enclosures made of insulating material

Is the panel builder's responsibility.

10.3 Degree of protection of assemblies

Does not apply, since the entire switchgear needs to be evaluated.

Heat dissipation per pole, current-dependent P<sub>vid</sub>

4 W

Actuating voltage

24 V DC

Voltage type

DC

Switching capacity (auxiliary contacts, general use)

15 A, 600 V AC, (UL/CSA)

1 A, 250 V DC, (UL/CSA)

Overload release current setting - min

10 A

Equipment heat dissipation, current-dependent P<sub>vid</sub>

12 W

Heat dissipation capacity P<sub>diss</sub>

0 W

Rated operational current (I<sub>e</sub>)

15.2 A

Number of auxiliary contacts (normally closed contacts)

0

Rated conditional short-circuit current (I<sub>q</sub>), type 2, 380 V, 400 V, 415 V

50 A

Power consumption

2.6 W

10.2.3.2 Verification of resistance of insulating materials to normal heat

Meets the product standard's requirements.

10.2.3.3 Resist. of insul. mat. to abnormal heat/fire by internal elect. effects

Meets the product standard's requirements.

Overload release current setting - max

16 A

10.9.2 Power-frequency electric strength

Is the panel builder's responsibility.

Overvoltage category

III

Degree of protection

IP20

NEMA Other

Pollution degree

3

Rated control supply voltage (U<sub>s</sub>) at AC, 60 Hz - min

0 V

10.7 Internal electrical circuits and connections

Is the panel builder's responsibility.

Rated impulse withstand voltage (U<sub>imp</sub>)

6000 V AC

Connection

Screw terminals

10.10 Temperature rise

The panel builder is responsible for the temperature rise calculation. Eaton will provide heat dissipation data for the devices.

Functions

Temperature compensated overload protection


Rated conditional short-circuit current (I<sub>q</sub>), type 2, 230 V

0 A

Type

Starter with Bi-Metal release

10.2.2 Corrosion resistance  
Meets the product standard's requirements.  
10.2.4 Resistance to ultra-violet (UV) radiation  
Meets the product standard's requirements.  
10.2.7 Inscriptions  
Meets the product standard's requirements.  
Short-circuit release (Irm) - max  
248 A  
Rated control supply voltage (Us) at AC, 60 Hz - max  
0 V  
Rated operational current (Ie) at AC-3, 380 V, 400 V, 415 V  
15 A  
Model  
Direct starter  
Number of auxiliary contacts (normally open contacts)  
1  
Altitude  
Max. 2000 m  
Switching capacity (auxiliary contacts, pilot duty)  
A600, AC operated (UL/CSA)  
P300, DC operated (UL/CSA)  
Serial Number Verified :

Authenticated:   
The product is verified as being authentic; however, this does not guarantee the condition or fit for purpose of the product.

## Brochures

- [Motor Starters in System xStart - brochure](#)
- [Save time and space thanks to the new link module PKZM0-XDM32ME](#)
- [Simple, flexible and safe! Distribution system for motor-starter combinations](#)

Download all files

## Catalogs

- [Product Range Catalog Switching and protecting motors](#)

## Declarations of conformity

- [DA-DC-00004910.pdf](#)
- [DA-DC-00004878.pdf](#)

## Drawings

- [eaton-manual-motor-starters-motorstarter-msc-d-dol-starter-dimensions.eps](#)
- [eaton-manual-motor-starters-mounting-msc-d-dol-starter-3d-drawing.eps](#)

Download all files

## eCAD model

- [DA-CE-ETN.MSC-D-16-M15\(24VDC\)](#)

## Installation instructions

- [IL034038ZU](#)
- [IL034014ZU](#)

Download all files

## Installation videos

- [WIN-WIN with push-in technology](#)



# mCAD model

- [DA-CD-msc\\_d\\_bg1](#)
- [DA-CD-msc\\_d\\_bg2](#)
- [DA-CS-msc\\_d\\_bg1](#)
- [DA-CS-msc\\_d\\_bg2](#)

Download all files

# Wiring diagrams

- [eaton-manual-motor-starters-device-msc-d-dol-starter-wiring-diagrameps](#)

# Export product specification

- 



Enter your city, state, or zip code or Locate me

City, state

Search

Show locations that offer:

- ☐ Product pickup
- ☐ Order online and ship product

- 100415

Eaton is an intelligent power management company dedicated to improving the quality of life and protecting the environment for people everywhere. We are guided by our commitment to do business right, to operate sustainably and to help our customers manage power — today and well into the future. By capitalizing on the global growth trends of electrification and digitalization, we’re accelerating the planet’s transition to renewable energy and helping to solve the world’s most urgent power management challenges.

Company

- [About us](#)
- [Careers](#)
- [Inclusion and Diversity](#)
- [Investor relations](#)
- [Sustainability](#)
- [News and insights](#)
- [Slavery and human trafficking statement](#)

Quick links

- [Sign in](#)
- [Support](#)
- [Policies and statements](#)
- [Terms and conditions](#)
- [Responsible sourcing of conflict minerals](#)
- [Subscribe to emails](#)

Let's talk big ideas

- 
- 
- 
- 

[View all social media](#)

- [Sitemap](#)
- [Privacy, cookies & data protection policy](#)

- [Do not sell my data request \(CCPA and other states\)](#)

© 2023 Eaton. All Rights Reserved.

Back to top of the page

Are you sure?

Cancel Sign out

Are you sure?

Cancel Sign out

×

×