





PKZ MOTOR PROTECTION CIRCUIT
BREAKER
072895


Overview


Specifications


Resources



How to buy





072895

Eaton Moeller® series NHI Accessory Standard au
N/C, Side mounting, Screw connection

How to buy

-  [Learn about our Push-in terminals](#)
-  [Configure Motor Start Combination](#)



Designed to work together

Discover other Eaton products and accessories built to enhance this product.



150622

Eaton Moeller® series PKZM4 Circuit-breaker, Ir= 10 - 16 A, Screw terminals, Terminations: IP2X PKZM4-16-CB/AK



150623

Eaton Moeller® series PKZM4 Circuit-breaker, Ir= 16 - 25 A, Screw terminals, Terminations: IP2X PKZM4-25-CB/AK



150624

Eaton Moeller® series PKZM4 Circuit-breaker, Ir= 24 - 32 A, Screw terminals, Terminations: IP2X PKZM4-32-CB/AK



132591

Eaton Moeller® series PKZM4 Circuit-breaker, Ir= 10 - 16 A, Screw terminals, Terminations: IP2X PKZM4-16-CB/AK

[View more](#)

[View less](#)

GENERAL SPECIFICATIONS

General specifications

>

PRODUCT NAME

Eaton Moeller® series NHI Accessory Standard aux

CATALOG NUMBER

072895

Product specifications

>

MODEL CODE

NHI12-PKZ0

EAN

4015080728955

PRODUCT LENGTH/DEPTH

68 mm

PRODUCT HEIGHT

90 mm

PRODUCT WIDTH

15 mm

PRODUCT WEIGHT

0.038 kg

CERTIFICATIONS

CE
CSA
CSA-C22.2 No. 14
UL 508
UL
CSA Class No.: 3211-05
CSA File No.: 165628
IEC/EN 60947-4-1
UL Category Control No.: NLRV
UL File No.: E36332

CATALOG NOTES

Can be retrofitted on the right side of motor-protecti

PRODUCT SPECIFICATIONS

RATED OPERATIONAL CURRENT FOR SPECIFIED HEAT DISSIPATION (IN)

3.5 A

10.11 SHORT-CIRCUIT RATING

Is the panel builder's responsibility. The specification must be observed.

LAMP HOLDER

None

10.4 CLEARANCES AND CREEPAGE DISTANCES

Meets the product standard's requirements.

10.12 ELECTROMAGNETIC COMPATIBILITY

Is the panel builder's responsibility. The specification must be observed.

MOUNTING METHOD

Side mounting

10.2.5 LIFTING

Does not apply, since the entire switchgear needs to

10.2.3.1 VERIFICATION OF THERMAL STABILITY OF ENCLOSURES

Meets the product standard's requirements.

10.8 CONNECTIONS FOR EXTERNAL CONDUCTORS

Is the panel builder's responsibility.

AMBIENT OPERATING TEMPERATURE - MAX

55 °C

FEATURES

Interlocked opposing contacts

LIFESPAN, ELECTRICAL	50,000 Operations
STATIC HEAT DISSIPATION, NON-CURRENT-DEPENDENT PVS	0 W
10.9.3 IMPULSE WITHSTAND VOLTAGE	Is the panel builder's responsibility.
AMBIENT OPERATING TEMPERATURE - MIN	-25 °C
10.6 INCORPORATION OF SWITCHING DEVICES AND COMPONENTS	Does not apply, since the entire switchgear needs to
10.5 PROTECTION AGAINST ELECTRIC SHOCK	Does not apply, since the entire switchgear needs to
SAFE ISOLATION	440 V, Between auxiliary contacts and main contact 61140
USED WITH	Motor protective circuit-breaker
RATED OPERATIONAL CURRENT (IE) AT AC-15, 220 V, 230 V, 240 V	3.5 A
ELECTRIC CONNECTION TYPE	Screw connection
10.13 MECHANICAL FUNCTION	The device meets the requirements, provided the instruction leaflet (IL) is observed.
10.2.6 MECHANICAL IMPACT	Does not apply, since the entire switchgear needs to
10.9.4 TESTING OF ENCLOSURES MADE OF INSULATING MATERIAL	Is the panel builder's responsibility.
NUMBER OF CONTACTS (NORMALLY CLOSED CONTACTS)	2
10.3 DEGREE OF PROTECTION OF ASSEMBLIES	Does not apply, since the entire switchgear needs to
HEAT DISSIPATION PER POLE, CURRENT-DEPENDENT PVID	0.04 W
RATED OPERATIONAL CURRENT (IE) AT AC-15, 380 V, 400 V, 415 V	2 A
TERMINAL CAPACITY (SOLID/FLEXIBLE WITH FERRULE)	0.75 - 1.5 mm²
SWITCHING CAPACITY (AUXILIARY CONTACTS, GENERAL USE)	1 A, 250 V DC, (UL/CSA) 5 A, 600 V AC, (UL/CSA)
PRODUCT CATEGORY	Accessories
NUMBER OF SWITCHES (FAULT SIGNAL)	0
EQUIPMENT HEAT DISSIPATION, CURRENT-DEPENDENT PVID	0 W
HEAT DISSIPATION CAPACITY PDISS	0 W
RATED OPERATIONAL CURRENT (IE) AT DC-13, 60 V	1 A
RATED OPERATIONAL CURRENT (IE)	1 A at AC-15, 440 V 500 V
SHORT-CIRCUIT PROTECTION RATING WITHOUT	10 A $\sigma G/\sigma I$. Fuse Auxiliary contacts

WELDING	Not applicable, factory welded
10.2.3.2 VERIFICATION OF RESISTANCE OF INSULATING MATERIALS TO NORMAL HEAT	Meets the product standard's requirements.
10.2.3.3 RESIST. OF INSUL. MAT. TO ABNORMAL HEAT/FIRE BY INTERNAL ELECT. EFFECTS	Meets the product standard's requirements.
CONNECTION TYPE	Screw connection
RATED OPERATIONAL CURRENT (IE) AT DC-13, 220 V, 230 V	0.25 A
TERMINAL CAPACITY (SOLID/STRANDED AWG)	18 - 14, Screw terminals
10.9.2 POWER-FREQUENCY ELECTRIC STRENGTH	Is the panel builder's responsibility.
CONTROL CIRCUIT RELIABILITY	$< 2 \lambda, < 1$ failure at 100,000,000 Operations (at U_c 17 V, $I_{min} = 5.4$ mA)
OVERVOLTAGE CATEGORY	III
RATED OPERATIONAL VOLTAGE (UE) AT DC - MAX	250 V
RATED OPERATIONAL VOLTAGE (UE) AT AC - MAX	500 V
POLLUTION DEGREE	3
10.7 INTERNAL ELECTRICAL CIRCUITS AND CONNECTIONS	Is the panel builder's responsibility.
RATED IMPULSE WITHSTAND VOLTAGE (UIMP)	6000 V AC
10.10 TEMPERATURE RISE	The panel builder is responsible for the temperature Eaton will provide heat dissipation data for the device
10.2.2 CORROSION RESISTANCE	Meets the product standard's requirements.
10.2.4 RESISTANCE TO ULTRA-VIOLET (UV) RADIATION	Meets the product standard's requirements.
10.2.7 INSCRIPTIONS	Meets the product standard's requirements.
NUMBER OF CONTACTS (NORMALLY OPEN CONTACTS)	1
MODEL	Top mounting
RATED OPERATIONAL CURRENT (IE) AT DC-13, 110 V	0.5 A
NUMBER OF CONTACTS (CHANGE-OVER CONTACTS)	0
SWITCHING CAPACITY (AUXILIARY CONTACTS, PILOT DUTY)	Q300, DC operated (UL/CSA) A600, AC operated (UL/CSA)
RATED OPERATIONAL CURRENT (IE) AT DC-13, 24 V	2 A

Catalogs

Characteristic curve

Drawings

eCAD model

Installation instructions

Installation videos

mCAD model

Wiring diagrams

072895



Eaton is an intelligent power management company dedicated to improving the quality of life and protecting the environment for people everywhere. We are guided by our commitment to do business right, to operate sustainably and to help our customers manage power — today and well into the future. By capitalizing on the global growth trends of electrification and digitalization, we're accelerating the planet's transition to renewable energy and helping to solve the world's most urgent power management challenges.

