



THIN G2



Thin G2 – slim downlight for thin sheet materials, down to 13mm. Luminaire with a neat format and great possibilities, now in Generation 2! With its discrete design and IP44 rating, Thin G2 is great in base cabinets in kitchens or under bathroom shelves. The wide beam light distribution creates even fill-in light. Now also available in black with easy tool-free installation. The luminaire has replaceable LEDs. Integrated push-in terminal for simplified and smart series connection, eliminates the hassle of external joints, minimises the risk of faults and simplifies troubleshooting. Spacer ring for surface mounting available as an accessory. Drivers are ordered separately.

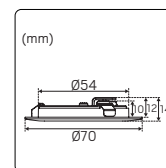
- Thin downlight, perfect for under cabinets and shelves – now also in black
- Integrated push-in terminal for easy series connection
- Build height: 10mm when you remove the plastic tabs (standard 12mm)
- Replaceable LED module
- 93% recycled ocean plastic
- Better color rendering, Ra>90
- Now with higher lumen output – efficiency up to 114lm/W
- Spacer ring available as an accessory



THIN G2



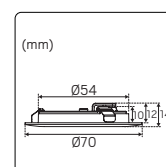
GTIN	Color	Color Temperature	Luminaire lumen	Beam angle	Effect luminaire
7392971148861	White	2700K	225lm	90°	2,1W
7392971148878	White	3000K	240lm	90°	2,1W
7392971148885	Brushed steel	2700K	215lm	90°	2,1W
7392971148892	Brushed steel	3000K	230lm	90°	2,1W
7392971148908	Black	2700K	205lm	90°	2,1W
7392971148915	Black	3000K	220lm	90°	2,1W



THIN G2 6-PACK



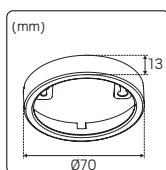
GTIN	Color	Color Temperature	Luminaire lumen	Beam angle	Effect luminaire
7392971148922	White	2700K	225lm	90°	2,1W
7392971148939	White	3000K	240lm	90°	2,1W



SPACER RING THIN G2



GTIN	Color
7392971147659	White
7392971147666	Brushed steel
7392971147673	Black



SLIM DOWNLIGHT FOR
THIN SHEET MATERIALS



Easy replacement of LED module