



# PRODUCT ENVIRONMENTAL PROFILE

## Environmental Product Declaration

### OT1000-1600 Switch Disconnectors



REGISTRATION NUMBER ABBG-00082-V01.01-EN		IN COMPLIANCE WITH PCR-ED4-EN-2021 09 06 SUPPLEMENTED BY PSR-0005-ED2-EN-2016 03 29	
VERIFIER ACCREDITATION NUMBER VH42		INFORMATION AND REFERENCE DOCUMENTS www.pep-ecopassport.org	
DATE OF ISSUE 03-2023		VALIDITY PERIOD 5 years	
INDEPENDENT VERIFICATION OF THE DECLARATION AND DATA, IN COMPLIANCE WITH ISO 14025: 2006			
INTERNAL <input type="checkbox"/>		EXTERNAL <input checked="" type="checkbox"/>	
THE PCR REVIEW WAS CONDUCTED BY A PANEL OF EXPERTS CHAIRED BY JULIE ORGELET (DDEMAIN)			
PEP ARE COMPLIANT WITH XP C08-100-1 :2016 OR EN 50693:2019			
THE ELEMENTS OF THE PRESENT PEP CANNOT BE COMPARED WITH ELEMENTS FROM ANOTHER PROGRAM.			
DOCUMENT IN COMPLIANCE WITH ISO 14025: 2006 « ENVIRONMENTAL LABELS AND DECLARATIONS. TYPE III ENVIRONMENTAL DECLARATIONS »			
© Copyright 2022 ABB. All rights reserved.			

<b>EPD Owner</b>	<b>ABB Oy, Muottitie 2A, 65101 Vaasa, Finland</b> <a href="http://www.abb.com">www.abb.com</a>
<b>Manufacturer name and address</b>	ABB Oy, Muottitie 2A, 65101 Vaasa, Finland
<b>Company contact</b>	EPD_ELSP@in.abb.com
<b>Reference product</b>	OT1600E03 Switch Disconnecter
<b>Description of the product</b>	OT1600E03 is robust AC Switch Disconnecter for upto 1500V AC applications. It provides reliable switching and isolation in a wide variety of applications. Its efficient design makes your operations smoother and more sustainable.
<b>Functional unit</b>	The functional unit is to turn off all or part of an installation by separating the installation or part of the installation of all electrical energy, for safety reasons with a rated voltage U and rated current I <sub>n</sub> ensuring isolation characterized by rated voltage U <sub>i</sub> for a reference lifetime of 20 years.  Rated voltage U[V]: 415-1500V Rated current I <sub>n</sub> [A]: 600-2000A Rated Insulation Voltage U <sub>i</sub> [V]: 1000-1500V Number of poles: 2/3/4/6/8
<b>Other products covered</b>	OT1000-1600 range of Switch Disconnectors having 2/3/4/6/8 poles and current ratings from 600A to 2000A
<b>Reference lifetime</b>	20 years
<b>Product category</b>	Electrical, Electronic and HVAC-R Products
<b>Use Scenario</b>	The use phase has been modeled based on the sales mix data (2021), and the corresponding low voltage electricity countries mix
<b>Geographical representativeness</b>	Raw materials & Manufacturing: [Europe / Global] Assembly: [Finland] Distribution / Use: [Global] specific sales mix EoL: [Global]
<b>Technological representativeness</b>	Materials and processes data are specific for the production of OT1600E03 Switch Disconnecter
<b>LCA Study</b>	This study is based on the LCA study described in the LCA report 1SCC301299D0201
<b>EPD type</b>	Products family declaration
<b>EPD scope</b>	"Cradle to grave"
<b>Year of reported primary data</b>	2021
<b>LCA software</b>	SimaPro 9.3.0.3 (2022)
<b>LCI database</b>	ecoinvent v3.8 (2021)
<b>LCIA methodology</b>	EN 50693:2019

STATUS	SECURITY LEVEL	PEP ECOPASSPOR REG. NUMBER	DOCUMENT ID.	REV.	LANG.	PAGE
Approved	Public	ABBG-00082-V01.01-EN	1SCC301300D0201	A.001	en	2/20

# Contents

<b>ABB Purpose &amp; Embedding Sustainability .....</b>	<b>4</b>
<b>General Information .....</b>	<b>4</b>
<b>OT product cluster .....</b>	<b>5</b>
<b>Constituent Materials .....</b>	<b>6</b>
<b>Functional unit and Reference Flow .....</b>	<b>7</b>
<b>System boundaries and life cycle stages .....</b>	<b>7</b>
<b>Temporal and geographical boundaries .....</b>	<b>7</b>
<b>Boundaries in the life cycle .....</b>	<b>8</b>
<b>Data quality .....</b>	<b>8</b>
<b>Environmental impact indicators .....</b>	<b>8</b>
<b>Allocation rules .....</b>	<b>8</b>
<b>Limitations and simplifications .....</b>	<b>9</b>
<b>Energy Models .....</b>	<b>9</b>
<b>Inventory analysis .....</b>	<b>9</b>
<b>Manufacturing stage .....</b>	<b>10</b>
<b>Environmental impacts .....</b>	<b>12</b>
<b>Additional environmental information .....</b>	<b>19</b>
<b>References .....</b>	<b>20</b>

STATUS	SECURITY LEVEL	PEP ECOPASSPOR REG. NUMBER	DOCUMENT ID.	REV.	LANG.	PAGE
Approved	Public	ABBG-00082-V01.01-EN	1SCC301300D0201	A.001	en	3/20



# ABB Purpose & Embedding Sustainability

ABB is a leading global technology company that energizes the transformation of society and industry to achieve a more productive, sustainable future. By connecting software to its electrification, robotics, automation and motion portfolio, ABB pushes the boundaries of technology to drive performance to new levels. With a history of excellence stretching back more than 130 years, ABB's success is driven by about 110 thousand talented employees in over 100 countries.

ABB's Electrification business offers a wide-ranging portfolio of products, digital solutions and services, from substation to socket, enabling safe, smart and sustainable electrification. Offerings encompass digital and connected innovations for low voltage and medium voltage, including EV infrastructure, solar inverters, modular substations, distribution automation, power protection, wiring accessories, switchgear, enclosures, cabling, sensing and control.

ABB is committed to continually promoting and embedding sustainability across its operations and value chain, aspiring to become a role model for others to follow. With its ABB Purpose, ABB is focusing on reducing harmful emissions, preserving natural resources and championing ethical and humane behavior.



## General Information

ABB Oy, Smart Power located in Vaasa / Finland, develops, manufactures and markets a comprehensive range of low voltage products and the market's most extensive assortment of low voltage systems. Our customers include industry, panel builders, machine and equipment manufacturers, electrical contractors and electrical power plants.

ABB Oy Smart Power adopts and implements for its own activities an integrated Quality/Environmental/Health Management System in compliance with the following standards:

- ISO 9001/2015 -Quality Management Systems
- ISO 14001/2015 -Environmental Management Systems
- ISO 45001:2018 -Occupational Health and Safety Management Systems

ABB offers a wide range of low voltage switch disconnectors for various applications and distribution. In the factory, the different components and subassemblies are assembled on the manufacturing line. All components and subassemblies are produced by ABB's suppliers and are only assembled in the factory.

The OT products comprise the sizes from 16 to 4000 A. Switches comply with the latest specification of modern low voltage installations.

STATUS	SECURITY LEVEL	PEP ECOPASSPOR REG. NUMBER	DOCUMENT ID.	REV.	LANG.	PAGE
Approved	Public	ABBG-00082-V01.01-EN	1SCC301300D0201	A.001	en	4/20

# OT product cluster

Product cluster declared in this PEP includes the following OT1000-1600 Switch Disconnectors and covers both IEC & UL Variants of each of the following product ranges:

Base Product	IEC Variants	UL Variants	Number of poles	Rated voltage [U]	Rated current [I <sub>n</sub> ]	Rated Insulation Voltage [U <sub>i</sub> ]
OT1000-1600E_03	OT1000-1600E_03,12		3	415-690	1000-1600	1000
OT1000-1600E03N3	OT1000-1600E03N3		3 + N	415-690	1000-1600	1000
OT1000-1600E_04	OT1000-1600E_04,22		4	415-690	1000-1600	1000
OT800U_03,12		OT800U_03,12	3	415-690	1600	1000
OT800U_04,22		OT800U_04,22	4	415-690	1600	1000
OT800U03-1000		OT800U03-1000	3	1000	600	1000
OT800U04-1000		OT800U04-1000	4	1000	600	1000
OT1200U_03,12		OT1200U_03,12	3	415-690	1600	1000
OT1200U_04,22		OT1200U_04,22	4	415-690	1600	1000
OT2000EC03	OT2000EC03		3	415	2000	1000
OT2000EC04	OT2000EC04		4	415	2000	1000
OT1000-1600E03_W4,W8	OT1000-1600E03_W4,W8		3	415-690	1000-1600	1000
OT1000-1600E_04W4	OT1000-1600E_04W4		4	415-690	1000-1600	1000
OT1000-1600E03DD	OT1000-1600E03DD		6	415	1000-1600	1000
OT1000-1600E04DD	OT1000-1600E04DD		8	415	1000-1600	1000
OT1000-1600EM03	OT1000-1600EM03		3	415-690	1000-1600	1000
OT1000-1600EM04	OT1000-1600EM04		4	415-690	1000-1600	1000
OT1600E02-135	OT1600E02-135		2	1000-1500	1600-2500	1500
OT1600E04-135	OT1600E04-135		4	1000-1500	1600-2500	1500
OT1600E22-135	OT1600E22-135		4	1000-1500	1600-2500	1500
OT1250-1600EM03_W4,W8	OT1250-1600EM03_W4,W8		3	415-690	1250-1600	1000
OT1250-1600EM04_W4,W8	OT1250-1600EM04_W4,W8		4	415-690	1250-1600	1000
OT1200U03-800		OT1200U03-800	3	800	800	1000
OT1200U04-800		OT1200U04-800	4	800	800	1000
OT1600U_03,12		OT1600U_03,12	3	600	1600	1000
OT1600U_04,13,22		OT1600U_04,13,22	4	600	1600	1000
OT1600U02		OT1600U02	2	600	1600	1000
OT2000U_03,12		OT2000U_03,12	3	600	2000	1000
OT2000U_04,13,22		OT2000U_04,13,22	4	600	2000	1000
OT2000U02		OT2000U02	2	600	2000	1000

Table 1: Technical characteristics of OT1000-1600 Switch Disconnector.

The accessories associated with these products are also included in the study.

STATUS	SECURITY LEVEL	PEP ECOPASSPOR REG. NUMBER	DOCUMENT ID.	REV.	LANG.	PAGE
Approved	Public	ABBG-00082-V01.01-EN	1SCC301300D0201	A.001	en	5/20

© Copyright 2022 ABB. All rights reserved.

## Reference Product:

The reference product for the LCA of the complete range of OT1000-1600 is OT1600E03.



## Constituent Materials

The OT1600E03 weighs about 17.81 kg including its installed accessories, packaging, and paper documentation.

OT1600E03-3P				
Materials	Name	IEC 62474 MC	[g]	%
Metals	Cu and CU alloys	M-119	7055.26	39.6%
	Steel	M-121	2822.51	15.8%
	Zinc Alloys	M-100	892.61	5.0%
	Stainless Steel	M-159	311.23	1.8%
Plastics	Unsaturated Polyester	M-301	4065.36	22.8%
	Polyamide	M-258	708.9	4.0%
	Polyarylamide	M-272	280.8	1.6%
	Polycarbonate	M-254	234.89	1.3%
	Polyethylene	M-251	16.00	0.1%
Other	Paper / Cardboard	M-341	1426.45	8.0%
Total			17814.01	100.0%

Table 2: Weight of materials for OT1600E03

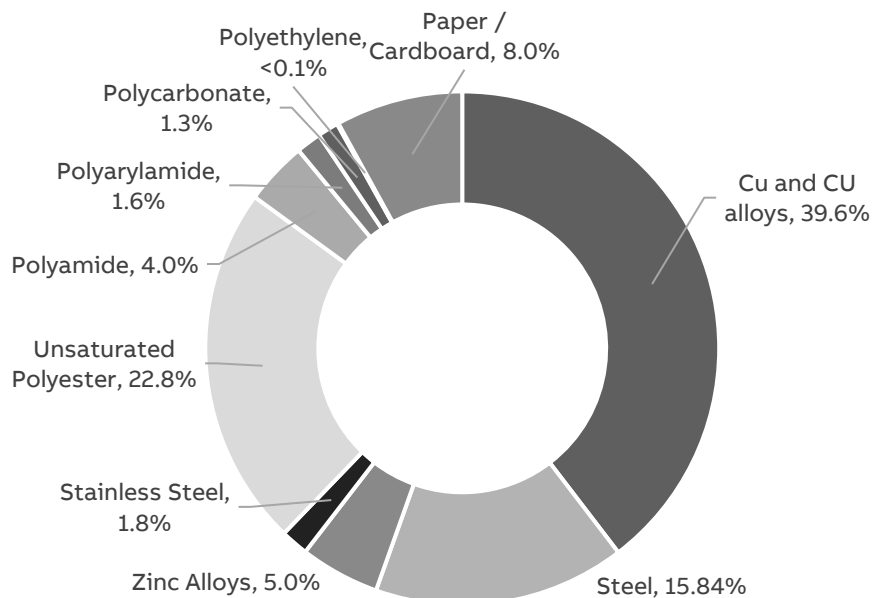


Figure 1: Composition of OT1600E03

STATUS	SECURITY LEVEL	PEP ECOPASSPOR REG. NUMBER	DOCUMENT ID.	REV.	LANG.	PAGE
Approved	Public	ABBG-00082-V01.01-EN	1SCC301300D0201	A.001	en	6/20

Packaging weighs 1400g, with the following substance composition:

Material	Unit	Total	%
Corrugated Cardboard	g	1400	7.9%

Table 3: Weight of Packaging for OT1600E03

Official declarations 1SCC011020D0201 [11] and 1SCC011021D0201 [12] states compliance of ABB Switch Disconnectors respectively to RoHS II and REACH regulations; annex 1SCC011020D0201 [11] provides exemptions considered for RoHS II while annex 1SCC011021D0201 [12] lists REACH substances present in a concentration above 0.1% adding reference to products where involved parts are mounted.

## Functional unit and Reference Flow

The Functional unit is to turn off all or part of an installation by separating the installation or part of the installation of all electrical energy, for safety reasons with a rated voltage  $U$  and rated current  $I_n$  ensuring isolation characterized by rated voltage  $U_i$  for a reference lifetime of 20 years. ( table 1 )

The Reference Flow of the study is a single Switch Disconnector (including its packaging and accessories) with mass described, table 2.

## System boundaries and life cycle stages

The life cycle of the Switch Disconnector, an EEPs (Electronic and Electrical Products and Systems), is a “from cradle to grave” analysis and covers the following main life cycle stages: manufacturing, including the relevant acquisition of raw material, preparation of semi-finished goods, etc. and processing steps; distribution; installation, including the relevant steps for the preparation of the product for use; use including the required maintenance steps within the RSL (reference service life of the product) associated to the reference product; end-of-life stage, including the necessary steps until final disposal or recovery of the product system.

The following table shows the stages of the product life cycle and the information stages according to EN 50693:2019 [3] for the evaluation of electronic and electrical products and systems.

Manufacturing	Distribution	Installation	Use	End-of-Life (EoL)
Acquisition of raw materials				
Transport to manufacturing site		Installation		Deinstallation
Components/parts manufacturing	Transport to distributor/ logistic center	EoL treatment of generated waste	Usage	Collection and transport
Assembly	Transport to place of use	(packaging)	Maintenance	EoL treatment
Packaging				
EoL treatment of generated waste				

Table 4: Phases for the evaluation of construction products according to EN50693:2019 [3].

STATUS	SECURITY LEVEL	PEP ECOPASSPOR REG. NUMBER	DOCUMENT ID.	REV.	LANG.	PAGE
Approved	Public	ABBG-00082-V01.01-EN	1SCC301300D0201	A.001	en	7/20

## Temporal and geographical boundaries

The ABB component suppliers are sourced all over the world. All primary data collected are from 2021, which is a representative production year. Secondary data are also representative for this year, as provided by ecoinvent [6].

The selected ecoinvent [6] processes in the LCA model have a global representativeness, due to the unclear origin of each component. In this way, a conservative approach has been adopted.

## Boundaries in the life cycle

As indicated in the PCR capital goods such as buildings, machinery, tools and infrastructure, the packaging for internal transport which cannot be allocated directly to the production of the reference product, may be excluded from the system boundary.

Infrastructures, when present, such as processes deriving from the ecoinvent [6] database have not been excluded.

## Data quality

In this LCA, both primary and secondary data are used. Site specific foreground data have been provided by ABB. Main data sources are the bill of materials & drawings which are available on the ERP (SAP) & Windchill. For all processes for which primary are not available, generic data originating from the ecoinvent database [6], allocation cut-off by classification, are used. The ecoinvent database available in the SimaPro software [7] is used for the calculations.

The data quality characterized by quantitative and qualitative aspects, is presented in Appendix 1. Each data quality parameter has been rated according to DQR tables from Chapter 7.19.2.2 of the Product Environmental Footprint Guide v.6.3 to give an indication of geography, technology and temporal representativeness.

## Environmental impact indicators

The information obtained from the inventory analysis is aggregated according to the effects related to the various environmental issues. According to “PCR-ed4-EN-2021 09 06” and EN 50693 [3] the environmental impact indicators must be determined using the characterization factors and impact assessment methods specified in EN 15804:2012+A2:2019 [8].

PCR-ed4-EN-2021 09 06 and the EN 50693:2019 [3] standard establish four indicators for GWP: GWP (total) which includes all greenhouse gases; GWP (fossil fuels); GWP (biogenic) which includes the emissions and absorption of biogenic carbon dioxide and biogenic carbon stored in the product; GWP (land use) - land use and land use transformation. Other indicators as per the PCR[1].

## Allocation rules

Allocation coefficients are based on the OT1600E03 line's occupancy area for electricity consumption since, apart from assembly processes, the whole production line is temperature-regulated throughout the year. The allocation of the total amount of waste generated by the production line and water consumption, has been based on this criterion.

STATUS	SECURITY LEVEL	PEP ECOPASSPOR REG. NUMBER	DOCUMENT ID.	REV.	LANG.	PAGE
Approved	Public	ABBG-00082-V01.01-EN	1SCC301300D0201	A.001	en	8/20



## Limitations and simplifications

Raw materials life cycle stage includes the extraction of raw materials as well as the transport distances to the manufacturing suppliers. These distances are assumed to be 1000 km as per PCR. This distance has been added to the one already included in the market processes used for the model, as a result of a conservative choice made by the LCA operators.

Application of grease lubricant on the Switch Disconnectors operating mechanism has been excluded since it is negligible.

Surface treatments like galvanizing, tin and silver plating as well as their related transport processes (back and forth from the finishing suppliers) have been considered in the LCA model.

Scraps for metal working and plastic processes are included when already defined in ecoinvent[6].

## Energy Models

LCA Stage	EN 15804:2012 +A2:2019 module	Energy model	Notes
Raw material extraction and processing	A1-A2	Electricity, {RER}  market group for   Cut-off Electricity, {GLO}  market group for   Cut-off	Based on materials and supplier locations
Manufacturing	A3	Electricity, {FI}  market for   Cut-off	Specific Energy model for ABB Vaasa manufacturing plant, 100% renewable
Installation (Packaging EoL)	A5	Electricity, {GLO}  market group for   Cut-off	
Use Stage	B1	Electricity, [country]x   market for   Cut-off, S **	Low voltage, based on 2021 country sales mix
EoL	C1-C4	Electricity, {GLO}  market group for   Cut-off	

Table 5: Energy models used in each LCA stage

\*\* Please refer the use phase page 11 for further description



## Inventory analysis

In this PEP, both primary and secondary data are used. Site specific foreground data have been provided by ABB. For data collection, Bills of Material (BOM) extracted from ABB's internal SAP software were used. They are a list of all the components and assemblies that constitute the finished product, organized by level. Each item is matched with its code, quantity, weight and supplier. The BOMs were then processed, adding material, surface area and other weight data, taken from technical drawings. Finally, the manufacturing process and surface treatment were assigned, according to information provided by R&D

STATUS	SECURITY LEVEL	PEP ECOPASSPOR REG. NUMBER	DOCUMENT ID.	REV.	LANG.	PAGE
Approved	Public	ABBG-00082-V01.01-EN	1SCC301300D0201	A.001	en	9/20

personnel. Road distances between the suppliers and ABB were calculated using Google Maps, and marine distances using Distances & Time (Searates).

All primary data collected from ABB are from 2021, which was a representative production year. The ecoinvent v3.8 cut-off by classification system processes [6] are used to model the background system of the processes.

Due to the large amounts of components in the Switch Disconnecter, raw material inputs have been modelled with data from ecoinvent[6] representing either a European [RER] or Global [RoW] market coverage based on the supplier's location. These datasets are assumed to be representative.

## Manufacturing stage

The Switch Disconnectors are composed of a multitude of components, all of which are made from numerous materials. Most of the inputs to the products' manufacturing stage are already produced component parts.

The single use packaging as well as paper documentation are also included in the analysis in the manufacturing stage. ABB receives packaging components from outside suppliers and packages the Switch Disconnectors before shipping them.

Most of the inputs to the products' manufacturing stage are already produced component parts from the supply chain. In the ABB manufacturing plant, the different components and subassemblies are assembled into the Switch Disconnecter. All the semi-finished and ancillary products are produced by ABB's suppliers.

The entire OTDC suppliers' network has been modelled with the calculation of each transportation stage: from the first manufacturing supplier to the next. All the distances from the last subassembly suppliers' factories to the ABB manufacturing facility have been calculated.

All the distances from the last subassembly suppliers' factories to the ABB manufacturing facility have been calculated.

In the ABB factory, the different components and subassemblies are assembled into the Switch Disconnecter. All the semi-finished and ancillary products are produced by ABB's suppliers.

The energy mix used for the production phase is representative for ABB Vaasa production site and includes renewable energy only (Hydroelectric + Wind).

The complete energy mix has been modeled considering the certificate on Guarantee of origins provided to ABB for the year 2021.

## Distribution

The transport distances from ABB manufacturing plant to the distribution centers (regional distribution centers / local sales organizations) have been calculated considering the specific 2021 sales mix data for this product cluster (SAP ERP sales data as a source).

Since no specific data is available for the transport distances from the Distribution Centre to place of actual use (Customer site), distances of 1000 km are assumed (local/domestic transport by lorry, according to PCR [1]).

STATUS	SECURITY LEVEL	PEP ECOPASSPOR REG. NUMBER	DOCUMENT ID.	REV.	LANG.	PAGE
Approved	Public	ABBG-00082-V01.01-EN	1SCC301300D0201	A.001	en	10/20

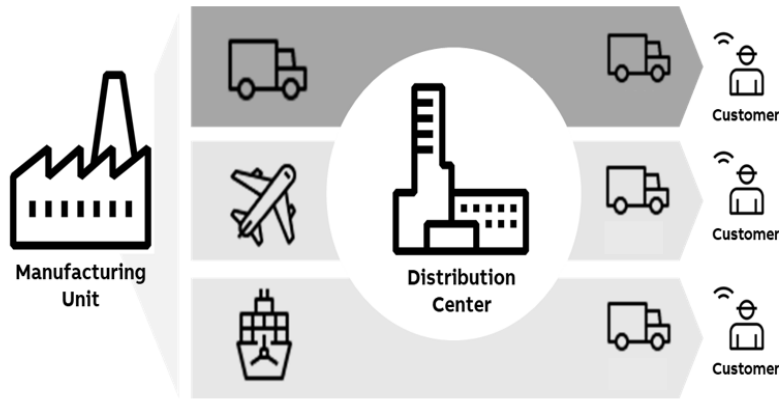


Figure 2: Distribution methodology.

## Installation

The installation phase only implies manual activities, and no energy is consumed. This phase also includes the disposal of the packaging of the Switch Disconnecter.

For the disposal of the packaging after installation of the Switch Disconnecter at the end of its life, a transport distance of 1000 km (according to PCR[1]) was assumed. The chosen transportation datasets are from Ecoinvent [6].

The actual disposal site is unknown and is managed by the customer.

## Use

Use and maintenance are modelled according to the PCR [1].

During the use phase, OT Switch Disconnecter, dissipates some electricity due to power losses. They are calculated according to the data provided in the catalogue of the Switch Disconnecter and following the PCR [1] & PSR [2] rules:

Parameters		
I <sub>u</sub>	[A]	1000-1600
I <sub>u</sub>	[%]	50
h/year	[h]	8760
RSL	[years]	20
Time operating coefficient	[%]	30

Table 6: Use phase parameters

The formula for the calculation of the electricity consumed is shown below and it is described as follows, where P<sub>use</sub> is the power consumed by the switch at a given value of current:

$$E_{\text{use}} [\text{kWh}] = \frac{P_{\text{use}} * 8760 * \text{RSL} * \alpha}{1000}$$

The above calculations have been performed according to the number of poles on which relevant current flows during use phase.

STATUS	SECURITY LEVEL	PEP ECOPASSPOR REG. NUMBER	DOCUMENT ID.	REV.	LANG.	PAGE
Approved	Public	ABBG-00082-V01.01-EN	1SCC301300D0201	A.001	en	11/20

The Energy model used for this phase has been modeled based on the 2021 actual sales mix data (SAP ERP sales data as a source). From the Ecoinvent [6] database, the low voltage electricity country mix for each country(x) has been selected with its respective percentage on the total sales mix (Electricity, low voltage [country]x | market for | Cut-off, S).

Since no maintenance happens during the use phase, the environmental impacts linked to this procedure have been considered as null in the analysis.

## End of life

The end-of-life stage is modelled according to PCR [1] and IEC/TR 62635 [9]. The percentages for end-of-life treatments of materials are taken from IEC/TR 62635 [9].

Since no specific data is available, the transport distances from the place of use to the place of disposal are assumed to be 1000 km (local/domestic transport by lorry, according to PCR [1]).

Disassembly manuals can be provided to the customer to support product disposal.

STATUS	SECURITY LEVEL	PEP ECOPASSPOR REG. NUMBER	DOCUMENT ID.	REV.	LANG.	PAGE
Approved	Public	ABBG-00082-V01.01-EN	1SCC301300D0201	A.001	en	12/20



# Environmental impacts

The following tables show the environmental impact indicators of the life cycle of a single switch, as indicated by PEP Ecopassport PCR and EN 50693:2019 [3]. The indicators are divided into the contribution of the processes to the different modules (upstream, core and downstream) and stages (manufacturing, distribution, installation, use and end-of-life).

## OT1600E03

Impact category	Unit	Total	Manufacturing	Distribution	Installation	Use	End of Life
GWP-total	kg CO2 eq	1.06E+03	1.14E+02	4.24E+00	8.10E-01	9.33E+02	7.69E+00
GWP-fossil	kg CO2 eq	1.03E+03	1.12E+02	4.23E+00	2.60E-01	9.10E+02	7.60E+00
GWP-biogenic	kg CO2 eq	2.25E+01	1.37E+00	4.01E-03	5.50E-01	2.05E+01	8.51E-02
GWP-luluc	kg CO2 eq	3.51E+00	1.62E-01	1.64E-03	9.71E-05	3.34E+00	5.80E-03
ODP	kg CFC11 eq	7.56E-05	8.84E-06	1.01E-06	6.15E-08	6.52E-05	5.03E-07
AP	mol H+ eq	8.40E+00	3.86E+00	2.96E-02	1.36E-03	4.46E+00	4.22E-02
EP-freshwater	kg P eq	8.37E-01	3.02E-01	2.57E-04	1.72E-05	5.32E-01	2.03E-03
EP-marine	kg N eq	1.04E+00	2.54E-01	9.22E-03	7.17E-04	7.64E-01	1.62E-02
EP-terrestrial	mol N eq	1.08E+01	3.15E+00	1.01E-01	5.06E-03	7.43E+00	8.33E-02
POCP	kg NMVOC eq	3.06E+00	8.95E-01	2.92E-02	1.58E-03	2.11E+00	2.39E-02
ADP-m&m	kg Sb eq	1.01E-01	9.43E-02	9.51E-06	6.06E-07	6.52E-03	5.86E-06
ADP-fossil	MJ	1.77E+04	1.58E+03	6.56E+01	4.04E+00	1.60E+04	7.87E+01
WDP	m3	3.24E+02	8.24E+01	2.21E-01	2.06E-02	2.40E+02	6.58E-01
PENRE	MJ	1.76E+04	1.46E+03	6.56E+01	4.04E+00	1.60E+04	7.87E+01
PENRM	MJ	1.24E+02	1.24E+02	0.00E+00	0.00E+00	0.00E+00	0.00E+00
PENRT	MJ	1.77E+04	1.58E+03	6.56E+01	4.04E+00	1.60E+04	7.87E+01
PERE	MJ	3.40E+03	2.48E+02	8.13E-01	5.44E-02	3.14E+03	7.47E+00
PERM	MJ	4.24E-01	4.24E-01	0.00E+00	0.00E+00	0.00E+00	0.00E+00
PERT	MJ	3.40E+03	2.49E+02	8.13E-01	5.44E-02	3.14E+03	7.47E+00
SM	kg	5.10E+00	5.10E+00	0.00E+00	0.00E+00	0.00E+00	0.00E+00
RSF	MJ	0.00E+00	0.00E+00	0.00E+00	0.00E+00	0.00E+00	0.00E+00
NRSF	MJ	0.00E+00	0.00E+00	0.00E+00	0.00E+00	0.00E+00	0.00E+00
FW	m3	1.54E+01	2.18E+00	7.58E-03	6.92E-04	1.32E+01	2.82E-02
HWD	kg	2.66E-02	1.38E-02	1.53E-04	9.71E-06	1.26E-02	7.39E-05
N-HWD	kg	1.00E+02	3.53E+01	5.80E+00	5.14E-01	5.19E+01	6.84E+00
RWD	kg	9.08E-02	5.21E-03	4.45E-04	2.71E-05	8.48E-02	2.98E-04
MfR	kg	1.64E+01	3.30E+00	0.00E+00	2.22E+00	0.00E+00	1.09E+01
MfER	kg	3.69E-01	1.09E-02	0.00E+00	1.40E-01	0.00E+00	2.19E-01
Efp	disease inc.	3.43E-05	1.15E-05	4.83E-07	3.10E-08	2.17E-05	6.72E-07
IrHH	kBq U-235 eq	3.53E+02	1.34E+01	3.30E-01	2.05E-02	3.39E+02	5.26E-01
ETX FW	CTUe	4.35E+04	3.08E+04	5.06E+01	4.03E+00	1.25E+04	1.60E+02
HTX CE	CTUh	1.19E-06	8.05E-07	1.51E-09	1.01E-10	3.76E-07	1.01E-08
HTX N-CE	CTUh	5.93E-05	4.93E-05	5.44E-08	4.42E-09	9.27E-06	6.29E-07
IrLS	Pt	4.86E+03	1.56E+03	7.13E+01	4.63E+00	3.17E+03	5.33E+01

Table 7: Impact indicators for OT1600E03

STATUS	SECURITY LEVEL	PEP ECOPASSPOR REG. NUMBER	DOCUMENT ID.	REV.	LANG.	PAGE
Approved	Public	ABBG-00082-V01.01-EN	1SCC301300D0201	A.001	en	13/20

© Copyright 2022 ABB. All rights reserved.

Impact category	Unit	Total
Biogenic Carbon content of the product	kg	1.3E-02
Biogenic Carbon content of the associated packaging	kg	2.8E-01

Table 8: Inventory Flow indicators of OT1600E03

### Environmental impact indicators

GWP-total	Global Warming Potential total (Climate change)
GWP-fossil	Global Warming Potential fossil
GWP-biogenic	Global Warming Potential biogenic
GWP-luluc	Global Warming Potential land use and land use change
ODP	Depletion potential of the stratospheric ozone layer
AP	Acidification potential
EP-freshwater	Eutrophication potential - freshwater compartment
EP-marine	Eutrophication potential - fraction of nutrients reaching marine end compartment
EP-terrestrial	Eutrophication potential -Accumulated Exceedance
POCP	Formation potential of tropospheric ozone
ADP-m&m	Abiotic Depletion for non-fossil resources potential
ADP-fossil	Abiotic Depletion for fossil resources potential, WDP
WDP	Water deprivation potential.

### Resource use indicators

PERE	Use of renewable primary energy excluding renewable primary energy resources used as raw material
PERM	Use of re-newable primary energy resources used as raw material
PERT	Total use of renewable primary energy resources (primary energy and primary energy resources used as raw materials)
PENRE	Use of non-renewable primary energy excluding non-renewable primary energy resources used as raw material
PENRM	Use of non-renewable primary energy resources used as raw material
PENRT	Total use of non-renewable primary energy resources (primary energy and primary energy resources used as raw materials)

### Secondary materials, water and energy resources

SM	Use of secondary materials
RSF	Use of renewable secondary fuels
NRSF	Use of non-renewable secondary fuels
FW	FW: Net use of fresh water

STATUS	SECURITY LEVEL	PEP ECOPASSPOR REG. NUMBER	DOCUMENT ID.	REV.	LANG.	PAGE
Approved	Public	ABBG-00082-V01.01-EN	1SCC301300D0201	A.001	en	14/20

**Waste category indicators**

HWD	Hazardous waste disposed
N-HWD	Non-hazardous waste disposed
RWD	Radioactive waste disposed

**Output flow indicators**

MfR	Materials for recycling
MfER	Materials for energy recovery

**Others indicators**

Efp	Emissions of Fine particles
IrHH	Ionizing radiation, human health
ETX FW	Ecotoxicity, freshwater
HTX CE	Human toxicity, carcinogenic effects
HTX N-CE	Human toxicity, non-carcinogenic effects

STATUS	SECURITY LEVEL	PEP ECOPASSPOR REG. NUMBER	DOCUMENT ID.	REV.	LANG.	PAGE
Approved	Public	ABBG-00082-V01.01-EN	1SCC301300D0201	A.001	en	15/20

## Extrapolation for Homogeneous environmental family

This PEP covers different build configurations than the representative product from the IEC and UL types. All the analyzed configurations have the same main functionality, product standards and manufacturing technology. The different life cycle stages can be extrapolated to other products of the same homogeneous environmental family by applying a rule of proportionality to the parameters in the following tables, divided by different life cycle stages.

Switch Disconnecter	LCA Stage	GWP-total	GWP-fossil	GWP-biogenic	GWP-luluc	ODP	AP	EP-freshwater	EP-marine	EP-terrestrial	POCP	ADP-minerals & metals	ADP-fossil	WDP
OT1600E03,12/2000EC03	Manu.	1.00	1.00	1.00	1.00	1.00	1.00	1.00	1.00	1.00	1.00	1.00	1.00	1.00
	EoL	1.00	1.00	1.00	1.00	1.00	1.00	1.00	1.00	1.00	1.00	1.00	1.00	1.00
OT1000/1250E03,12	Manu.	1.23	1.23	1.32	1.29	1.22	1.47	1.47	1.37	1.41	1.39	1.50	1.21	1.34
	EoL	1.47	1.40	7.92	1.48	1.32	1.46	1.50	1.22	1.41	1.41	1.35	1.43	1.44
OT1000/1250E04,22	Manu.	1.61	1.61	1.79	1.65	1.63	1.95	1.96	1.80	1.87	1.85	1.99	1.58	1.77
	EoL	1.92	1.85	8.37	1.97	1.70	1.93	1.99	1.60	1.85	1.85	1.76	1.88	1.90
OT1600E04,22/2000EC04	Manu.	1.29	1.29	1.36	1.26	1.30	1.32	1.32	1.30	1.31	1.31	1.33	1.29	1.31
	EoL	1.41	1.34	7.77	1.34	1.36	1.34	1.34	1.35	1.35	1.35	1.36	1.35	1.35
OT800/1200U_03,12	Manu.	1.03	1.03	1.00	1.00	1.00	1.00	1.00	1.01	1.01	1.01	1.00	1.03	1.01
	EoL	1.09	1.02	7.47	1.01	1.08	1.02	1.01	1.04	1.04	1.04	1.07	1.03	1.02
OT800/1200U_04,22	Manu.	1.33	1.33	1.36	1.27	1.30	1.33	1.33	1.31	1.32	1.32	1.33	1.33	1.32
	EoL	1.42	1.35	7.77	1.34	1.38	1.35	1.34	1.36	1.36	1.36	1.38	1.35	1.35
OT1000/1250E03N3	Manu.	1.30	1.30	1.45	1.37	1.28	1.58	1.59	1.47	1.52	1.49	1.62	1.27	1.43
	EoL	1.56	1.49	8.03	1.60	1.40	1.57	1.62	1.27	1.51	1.51	1.44	1.53	1.54
OT1600E03N3	Manu.	1.08	1.08	1.15	1.09	1.07	1.12	1.12	1.10	1.11	1.10	1.12	1.07	1.09
	EoL	1.19	1.12	7.58	1.13	1.15	1.13	1.12	1.08	1.14	1.14	1.15	1.13	1.13
OT1000/1250E03DD	Manu.	2.58	2.58	3.24	2.54	2.52	2.95	2.96	2.78	2.85	2.84	2.99	2.53	2.78
	EoL	2.93	2.83	11.33	2.99	2.77	2.96	3.01	2.46	2.89	2.89	2.81	2.92	2.89
OT1000/1250E04DD	Manu.	3.34	3.33	4.05	3.29	3.35	3.92	3.93	3.64	3.77	3.74	3.98	3.27	3.63
	EoL	3.86	3.74	14.86	3.96	3.57	3.91	4.00	3.25	3.79	3.79	3.64	3.83	3.83
OT1600E03DD	Manu.	2.22	2.22	2.48	1.99	2.11	2.02	2.02	2.06	2.06	2.08	2.00	2.19	2.13
	EoL	2.21	2.10	12.37	2.05	2.33	2.09	2.03	2.12	2.17	2.18	2.27	2.14	2.08
OT1600E04DD	Manu.	2.79	2.79	3.24	2.51	2.70	2.67	2.67	2.65	2.68	2.70	2.65	2.76	2.74
	EoL	2.84	2.74	12.05	2.70	2.92	2.74	2.69	2.76	2.80	2.81	2.87	2.77	2.73
OT1000/1250E03W4,W8	Manu.	1.39	1.39	1.48	1.41	1.30	1.50	1.50	1.45	1.48	1.46	1.53	1.36	1.43
	EoL	1.53	1.43	9.77	1.50	1.44	1.49	1.51	1.26	1.47	1.47	1.45	1.48	1.46
OT1000/1250E04W4,W8	Manu.	1.83	1.83	2.07	1.83	1.70	2.00	2.00	1.91	1.96	1.94	2.03	1.78	1.90
	EoL	1.99	1.90	10.22	1.99	1.88	1.98	2.00	1.66	1.94	1.94	1.90	1.95	1.94
OT1600E03W4,W8	Manu.	1.15	1.15	1.15	1.13	1.08	1.03	1.03	1.08	1.06	1.07	1.03	1.14	1.09
	EoL	1.15	1.06	9.32	1.03	1.18	1.05	1.01	1.07	1.09	1.10	1.15	1.08	1.05
OT1600E04W4	Manu.	1.52	1.42	1.43	1.45	1.32	1.51	1.51	1.47	1.49	1.48	1.53	1.39	1.46
	EoL	1.49	1.45	11.53	1.50	1.48	1.50	1.51	1.27	1.49	1.49	1.49	1.50	1.47
OT1000/1250EM03	Manu.	1.26	1.19	1.11	1.16	1.10	1.04	1.04	1.10	1.08	1.08	1.03	1.18	1.12
	EoL	1.49	1.07	11.07	1.03	1.22	1.06	1.02	1.09	1.11	1.12	1.19	1.09	1.06
OT1000/1250EM04	Manu.	1.64	1.56	1.45	1.50	1.44	1.38	1.37	1.44	1.43	1.43	1.37	1.54	1.47
	EoL	2.01	1.41	14.15	1.37	1.60	1.40	1.35	1.44	1.47	1.48	1.56	1.45	1.40
OT1600EM03	Manu.	1.03	1.03	0.99	1.03	1.02	1.01	1.01	1.02	1.01	1.01	1.00	1.03	1.03
	EoL	1.11	1.03	8.52	1.01	1.10	1.03	1.01	1.04	1.05	1.05	1.08	1.04	1.03
OT1600EM04	Manu.	1.32	1.33	1.08	1.33	1.33	1.33	1.33	1.33	1.33	1.33	1.33	1.33	1.34
	EoL	1.51	1.37	14.14	1.35	1.45	1.36	1.34	1.39	1.39	1.40	1.43	1.38	1.37
OT1250EM03W4,W8	Manu.	1.42	1.42	1.43	1.45	1.32	1.51	1.51	1.47	1.49	1.48	1.53	1.39	1.46
	EoL	1.56	1.45	11.53	1.50	1.48	1.50	1.51	1.27	1.49	1.49	1.49	1.50	1.47
OT1250EM04W4,W8	Manu.	1.87	1.87	1.88	1.88	1.74	2.00	2.01	1.94	1.97	1.96	2.03	1.82	1.93
	EoL	2.06	1.92	14.75	2.00	1.94	1.99	2.01	1.69	1.97	1.97	1.96	1.98	1.96
OT1600EM03W4,W8	Manu.	1.19	1.19	1.11	1.16	1.10	1.04	1.04	1.10	1.08	1.08	1.03	1.18	1.12
	EoL	1.18	1.07	11.07	1.03	1.22	1.06	1.02	1.09	1.11	1.12	1.19	1.09	1.06
OT1600EM04W4	Manu.	1.55	1.56	1.45	1.50	1.44	1.38	1.37	1.44	1.43	1.43	1.37	1.54	1.47
	EoL	1.55	1.41	14.15	1.37	1.60	1.40	1.35	1.44	1.47	1.48	1.56	1.45	1.40
OT1600E02-135	Manu.	0.82	0.82	0.79	0.80	0.80	0.80	0.79	0.80	0.80	0.80	0.79	0.81	0.80
	EoL	1.20	1.13	8.22	1.11	1.19	1.12	1.11	1.14	1.14	1.15	1.17	1.14	1.13

STATUS	SECURITY LEVEL	PEP ECOPASSPOR REG. NUMBER	DOCUMENT ID.	REV.	LANG.	PAGE
Approved	Public	ABBG-00082-V01.01-EN	1SCC301300D0201	A.001	en	16/20



OT1600E04,22 -135	Manu.	1.41	1.41	1.44	1.35	1.38	1.41	1.41	1.39	1.40	1.40	1.41	1.41	1.40
	EoL	2.08	1.98	11.41	1.97	2.03	1.98	1.96	2.00	2.00	2.00	2.02	1.99	1.99
OT1600/2000U02	Manu.	2.50	2.50	2.43	2.44	2.44	2.44	2.43	2.45	2.45	2.45	2.43	2.49	2.46
	EoL	1.20	1.13	8.22	1.11	1.19	1.12	1.11	1.14	1.14	1.15	1.17	1.14	1.13
OT1600/2000U03,12	Manu.	3.47	3.47	3.36	3.38	3.38	3.38	3.37	3.39	3.39	3.40	3.37	3.46	3.41
	EoL	5.12	4.79	34.94	4.73	5.04	4.78	4.70	4.85	4.86	4.88	4.99	4.83	4.79
OT1600/2000U04,13,22	Manu.	4.44	4.44	4.53	4.24	4.35	4.44	4.43	4.37	4.41	4.42	4.43	4.42	4.42
	EoL	6.56	6.23	35.89	6.20	6.40	6.23	6.18	6.30	6.28	6.30	6.37	6.26	6.25

Table 9: Extrapolation factors for OT1600E03  
Reference product: OT1600E03 -Manufacturing / End of Life

Switch Disconnecter	LCA Stage	Factor
OT1600E03,12/OT2000EC03	Distribution	1.00
OT1000/1250E03, 12		0.90
OT1000/1250E04, 22		1.52
OT1600E04,22/OT2000EC04		0.94
OT800/1200U_03, 12, OT800U03-1000, OT1200U03-800		0.75
OT800/1200U_04, 22 , OT800U04-1000, OT1200U04-800		0.93
OT1000/1250E03N3		0.99
OT1600E03N3		0.83
OT1000/1250E03DD		2.09
OT1000/1250E04DD		2.89
OT1600E03DD		1.74
OT1600E04DD		2.09
OT1000/1250E03W4,W8		1.08
OT1000/1250E04W4,W8		1.39
OT1600E03W4,W8		0.88
OT1600E04W4		1.12
OT1000/1250EM03		0.97
OT1000/1250EM04		1.27
OT1600EM03		0.77
OT1600EM04		1.01
OT1250EM03W4,W8		1.13
OT1250EM04W4,W8		1.47
OT1600EM03W4,W8		0.94
OT1600EM04W4,W8		1.21
OT1600E02-135		0.74
OT1600E04,22 -135		1.29
OT1600/2000U02		2.28
OT1600/2000U03,12		3.16
OT1600/2000U04,13,22		4.05

Table 10: Extrapolation factors for OT1600E03  
Reference product: OT1600E03-Distribution

STATUS	SECURITY LEVEL	PEP ECOPASSPOR REG. NUMBER	DOCUMENT ID.	REV.	LANG.	PAGE
Approved	Public	ABBG-00082-V01.01-EN	1SCC301300D0201	A.001	en	17/20

© Copyright 2022 ABB. All rights reserved.

Switch Disconnecter	LCA Stage	Factor
OT1000E03, 12/EM03*	Use Phase	0.40
OT1000E03N3		0.53
OT1250E03, 12/EM03		0.60
OT1250E03N3		0.81
OT1600E03, 12/EM03		1.00
OT800U03, 12 /OT1200U03, 12		1.00
OT800U03-1000, OT1200U03-800		1.00
OT1600E03N3		1.33
OT1600E02-135		0.67
OT1000E03DD		0.79
OT1250E03DD		1.21
OT1600E03DD		2.00
OT1000E04DD		1.06
OT1250E04DD		1.61
OT1600E04DD		2.67
OT2000EC03		1.00
OT1000E04, 22/EM04*		0.53
OT1250E04, 22/EM04*		0.81
OT1600E04, 22/OT1600EM04*		1.33
OT1600E04,22-135		1.33
OT800U04, 22, OT1200U04, 22		1.33
OT800U04,22-1000, OT1200U04,22-800		1.33
OT2000EC04		1.33
OT1600U02, OT2000U02		1.33
OT1600U03, 12, OT2000U03, 12		2.00
OT1600U04, 13,22, OT2000U04,13,22		2.67

\* Includes W4, W8 models

Table 11: Extrapolation factors for OT1600E03  
Reference product: OT1600E03-Use Phase

STATUS	SECURITY LEVEL	PEP ECOPASSPOR REG. NUMBER	DOCUMENT ID.	REV.	LANG.	PAGE
Approved	Public	ABBG-00082-V01.01-EN	1SCC301300D0201	A.001	en	18/20



# Additional environmental information

According to the waste treatment scenario calculation in Simapro, based on the recycling rate in the technical report IEC/TR 62635 Edition 1.0 [9] Table D.6, the following recyclability potentials were calculated. The recyclability potential is calculated based on the product weight (excluding packaging).

	<b>OT1600E03</b>
<b>Recyclability potential</b>	71.37%

Table 12: Recyclability potential of OT1600E03

# References

- [1] PEP Ecopassport PCR-ed4-EN-2021 09 06 “Product Category Rules for Electrical, Electronic and HVAC-R Products”  
(published: 6th September 2021)
- [2] PEP Ecopassport PSR-0005-ed2-EN-2016 03 29 “Product Specific Rules for Electrical Switchgear and Control gear Solutions” (published: May 2016)
- [3] EN 50693:2019 - Product category rules for life cycle assessments of electronic and electrical products and systems
- [4] ISO 14040:2006 - Environmental management -Life cycle assessment - Principles and framework
- [5] ISO 14044:2006 - Environmental management - Life cycle assessment - Requirements and guidelines
- [6] ecoinvent v3.8 (2021). ecoinvent version 3.8. Swiss, Centre for Life Cycle Inventories, Dübendorf, Switzerland
- [7] PRé Consultants, 2021. Software SimaPro versione 9.3.0.3 ([www.pre.nl](http://www.pre.nl)).
- [8] UNI EN 15804:2012+A2:2019: Sustainability of constructions - Environmental product declarations (September 2019).
- [9] IEC/TR 62635 - Guidelines for end-of-life information provided by manufacturers and recyclers and for recyclability rate calculation of electrical and electronic equipment - Edition 1.0 2012-10
- [10] 1SCC301299D0201-LCA Report
- [11] 1SCC011020D0201- RoHS
- [12] 1SCC011021D0201- REACH

STATUS	SECURITY LEVEL	PEP ECOPASSPOR REG. NUMBER	DOCUMENT ID.	REV.	LANG.	PAGE
Approved	Public	ABBG-00082-V01.01-EN	1SCC301300D0201	A.001	en	20/20