

# Environmental product declaration

in accordance with ISO 14025 and EN 15804+A2

PN 6 Antitwin



**TECCON**

The Norwegian EPD Foundation

**Owner of the declaration:**  
TECCON Norge AS

**Product:**  
PN 6 Antitwin

**Declared unit:**  
1 m

**This declaration is based on Product Category Rules:**  
CEN Standard EN 15804:2012+A2:2019 serves as core PCR  
NPCR 027:2020 Part B for Electrical cables and wires

**Program operator:**  
The Norwegian EPD Foundation

**Declaration number:**  
NEPD-9720-9659

**Registration number:**  
NEPD-9720-9659

**Issue date:**  
10.04.2025

**Valid to:**  
10.04.2030

**EPD software:**  
LCAno EPD generator ID: 864140

## General information

### Product

PN 6 Antitwin

### Program operator:

The Norwegian EPD Foundation  
Post Box 5250 Majorstuen, 0303 Oslo, Norway  
Phone: +47 977 22 020  
web: [www.epd-norge.no](http://www.epd-norge.no)

### Declaration number:

NEPD-9720-9659

### This declaration is based on Product Category Rules:

CEN Standard EN 15804:2012+A2:2019 serves as core PCR  
NPCR 027:2020 Part B for Electrical cables and wires

### Statement of liability:

The owner of the declaration shall be liable for the underlying information and evidence. EPD Norway shall not be liable with respect to manufacturer information, life cycle assessment data and evidences.

### Declared unit:

1 m PN 6 Antitwin

### Declared unit with option:

A1, A2, A3, A4, A5, C1, C2, C3, C4, D

### Functional unit:

System solution - packaging - result in a product which is distributed in various length. E.g. 100m box. The content may be one or a number of wires - depending on the actual application serviced. Customer - installer and end-user - cut the actual length during the installation process.

### General information on verification of EPD from EPD tools:

Independent verification of data, other environmental information and the declaration according to ISO 14025:2010, § 8.1.3 and § 8.1.4. Verification of each EPD is made according to EPD-Norway's guidelines for verification and approval requiring that tools are i) integrated into the company's environmental management system, ii) the procedures for use of the EPD tool are approved by EPD-Norway, and iii) the process is reviewed annually by an independent third party verifier. See Appendix G of EPD-Norway's General Programme Instructions for further information on EPD tools

### Verification of EPD tool:

### Owner of the declaration:

TECCON Norge AS  
Contact person: Jan Vestergaard  
Phone: 51 73 37 00  
e-mail: [jan.vestergaard@teccon.no](mailto:jan.vestergaard@teccon.no)

### Manufacturer:

TECCON Norge AS

### Place of production:

TECCON Norge AS  
Mekjarvik 18  
4072 Randaberg, Norway

### Management system:

Eco-lighthouse: 4247

### Organisation no:

986 452 125

### Issue date:

10.04.2025

### Valid to:

10.04.2030

### Year of study:

2024

### Comparability:

EPD of construction products may not be comparable if they not comply with EN 15804 and seen in a building context.

### Development and verification of EPD:

The declaration is created using EPD tool lca.tools ver EPD2022.03, developed by LCA.no. The EPD tool is integrated in the company's management system, and has been approved by EPD Norway. Approval number: NEPDT155

Developer of EPD: Jan Vestergaard, Teccon Norge AS

Reviewer of company-specific input data and EPD: Jorulv Søbstad

### Approved:

Independent third party verification of the EPD tool, background data and test-EPD in accordance with EPDNorway's procedures and guidelines for verification and approval of EPD tools. Approval number: NEPDT32.



Håkon Hauan, CEO EPD-Norge

Third party verifier:

Vito D'Incognito, Take Care International

(no signature required)

## Product

### Product description:

PN - wire in combination secure one working process when pulling wires in conduit. Cable suitable for protected installation in lighting and control applications. Specially designed for inside switching or control equipment boards and distribution cabinets. In general for fixed wiring in above-ground or built-in pipes, ducts or in similar closed systems. Cable shall be used according to reference EN 50565-1 and EN 50565-2-6A/B. Contact with water is not permitted. Insulation is of self-extinguishing and flame retardant material. Fire performance according to CPR EN 50575. Excellent sliding properties in corrugated pipes and easy strippable!

### Product specification

Construction standard- Cable: EN 50525-1; EN 50525-2-31

Materials	kg	%
Metal - Copper	0,047	75,039
Plastic - Polyvinyl chloride (PVC)	0,015	24,96
Total	0,063	100,00

Packaging	kg	%
Packaging - Cardboard	0,02	100,00
Total incl. packaging	0,08	100,00

### Technical data:

Construction standards EN 50525-1; EN 50525-2-31

Conductor Solid copper wire IEC 60228 Class 2

Insulation - conductor PVC TI 1

Conductor color - Cenelec G/G; Light Blue; Brown; Black; White; Orange; Dark Blue; Dark Blue; Red ; B/R and B/W

Marking Wire: TECCON H07V-R; Packaging: acc. LVD

Voltage - nominal U<sub>0</sub>/U 450/750V

Voltage - test 2kV

Temperature classification 70°

Temperature Max - Short circuit 250°

Resistant to fire performance IEC 60332-1-2

CPR EN 50575 compliance Eca

DoP 17\_0001\_00

Temperature - operation -5 - 70°C

Temperature - installation 5 - 40°C

Temperature - installed -30 to +70

CPR EN 50575 compliance Dca

DOP 17\_0001\_00

Art.nr. 1010066

### Market:

Norge

### Reference service life, product

25+

### Reference service life, building or construction works

25+

## LCA: Calculation rules

### Declared unit:

1 m PN 6 Antitwin

### Cut-off criteria:

All major raw materials and all the essential energy is included. The production processes for raw materials and energy flows with very small amounts (less than 1%) are not included. These cut-off criteria do not apply for hazardous materials and substances.

All major materials have been included. Substance representing <1% have not been included. This include folio film for packaging!

### Allocation:

The allocation is made in accordance with the provisions of EN 15804. Incoming energy and water and waste production in-house is allocated equally among all products through mass allocation. Effects of primary production of recycled materials is allocated to the main product in which the material was used. The recycling process and transportation of the material is allocated to this analysis. The allocation is made in accordance with the guidelines given in EN 15804.

Raw material - Information derived from manufactory and from a LCA generator

Processing: Derived from actual measurements during production of the individual units/stages.

#### Data quality:

Specific data for the product composition are provided by the manufacturer. The data represent the production of the declared product and were collected for EPD development in the year of study. Background data is based on EPDs according to EN 15804 and different LCA databases. The data quality of the raw materials in A1 is presented in the table below.

Data from material supplier and the LCA generator has been accepted "As-Is"

Data from processing TECCON in-house has been repeated ongoingly without major deviations. Figures given in document are worst case values.

Materials	Source	Data quality	Year
Metal - Copper	ecoinvent 3.6	Database	2019
Packaging - Cardboard	ecoinvent 3.6	Database	2019
Plastic - Polyvinyl chloride (PVC)	ecoinvent 3.6	Database	2019

System boundaries (X=included, MND=module not declared, MNR=module not relevant)

Product stage			Construction installation stage		Use stage								End of life stage				Beyond the system boundaries
Raw materials	Transport	Manufacturing	Transport	Assembly	Use	Maintenance	Repair	Replacement	Refurbishment	Operational energy use	Operational water use		De-construction demolition	Transport	Waste processing	Disposal	Reuse-Recovery- Recycling-potential
A1	A2	A3	A4	A5	B1	B2	B3	B4	B5	B6	B7		C1	C2	C3	C4	D
X	X	X	X	X	MND	MND	MND	MND	MND	MND	MND		X	X	X	X	X

System boundary:

Cradle to Gate.  
The following stages have been declared: A1-A4  
The flowchart below illustrates the system boundaries of the analysis:

Image not available

Additional technical information:

Article 1010010 Trio PN 6 represent the maximum energy consumption from the product family below - from a production volume perspective as follow:

10 100 40 PN 1,5 mm2 Anti Twin® Grå  
 10 100 41 PN 1,5 mm2 Anti Twin® Blå  
 10 100 42 PN 1,5 mm2 Anti Twin® Sort  
 10 100 43 PN 1,5 mm2 Anti Twin® G/G  
 10 100 44 PN 1,5 mm2 Anti Twin® Brun

10 100 45 PN 2,5 mm2 Anti Twin® Grå  
 10 100 46 PN 2,5 mm2 Anti Twin® Blå  
 10 100 47 PN 2,5 mm2 Anti Twin® Sort  
 10 100 48 PN 2,5 mm2 Anti Twin® G/G  
 10 100 49 PN 2,5 mm2 Anti Twin® Brun

10 100 50 PN 4 mm2 Anti Twin® Sort  
 10 100 51 PN 4 mm2 Anti Twin® Grå  
 10 100 52 PN 4 mm2 Anti Twin® G/G  
 10 100 54 PN 4 mm2 Anti Twin® Blå  
 10 100 59 PN 4 mm2 Anti Twin® Brun

10 100 60 PN 6 mm2 Anti Twin® Sort  
 10 100 61 PN 6 mm2 Anti Twin® Grå  
 10 100 64 PN 6 mm2 Anti Twin® Blå  
 10 100 66 PN 6 mm2 Anti Twin® G/G  
 10 100 69 PN 6 mm2 Anti Twin® Brun

10 100 70 PN 10 mm2 Anti Twin® Sort  
 10 100 71 PN 10 mm2 Anti Twin® Grå  
 10 100 74 PN 10 mm2 Anti Twin® Blå  
 10 100 76 PN 10 mm2 Anti Twin® G/G  
 10 100 79 PN 10 mm2 Anti Twin® Brun

10 100 80 PN 16 mm2 Anti Twin® Sort  
 10 100 81 PN 16 mm2 Anti Twin® Grå  
 10 100 84 PN 16 mm2 Anti Twin® Blå  
 10 100 86 PN 16 mm2 Anti Twin® G/G  
 10 100 87 PN 16 mm2 Anti Twin® Gul/Rød  
 10 100 89 PN 16 mm2 Anti Twin® Brun

10 101 22 PN 25 mm2 Anti Twin® Sort  
 10 101 23 PN 25 mm2 Anti Twin® Blå  
 10 101 24 PN 25 mm2 Anti Twin® G/G

10 101 32 PN 35 mm2 Anti Twin® Sort  
 10 101 33 PN 35 mm2 Anti Twin® Blå  
 10 101 34 PN 35 mm2 Anti Twin® G/G

10 101 42 PN 50 mm2 Anti Twin® Sort  
 10 101 43 PN 50 mm2 Anti Twin® Blå  
 10 101 44 PN 50 mm2 Anti Twin® G/G

## LCA: Scenarios and additional technical information

The following information describe the scenarios in the different modules of the EPD.

Module A4 = In A4, a transport distance from the production site to Elektroskandia's warehouse in Langhus was included. A distance of 300 km was also added as additional transport to market.

Modules A5 = 2 % product losses during installation are estimated by the company. No energy use has been quantified since installation in buildings is often done by manual labour. Use of portable electrical devices (e.g., drill) usually have low energy requirements falling under the cut-off criterion of 1%.

Module C1 = de-construction in buildings is often done by manual labour. Use of portable electrical devices (e.g., drill) usually have low energy requirements falling under the cut-off criterion of 1%.

Module C2 = 85 km is added as default transport to waste treatment in C2.

Modules C3 and C4 = Waste treatment of the product follows the default values provided in EN 50693, Product Category Rules for life cycle assessments of electronic and electrical products and systems, table G.4. This table specified how different types of raw materials used in A1 will likely be treated during the end-of-life of the product. Waste treatments in C3 include material recycling and incineration with and without energy recovery and fly ash extraction. Disposal in C4 consist of landfilling of different waste fractions and of ashes.








Module D = The recyclability of metals and plastics allows the producers a credit for the net scrap that is produced at the end of a product's life. The benefits from recycling of net scrap are described in formula from EN 15804:2012+A2:2019. Substitution of heat and electricity generated by the incineration with energy recovery of plastics is also calculated in module D.

Transport from production place to user (A4)	Capacity utilisation (incl. return) %	Distance (km)	Fuel/Energy Consumption	Unit	Value (Liter/tonne)
Truck, 16-32 tonnes, EURO 6 (kgkm) - RER	36,7 %	787	0,043	l/tkm	33,84
Assembly (A5)	Unit	Value			
Waste, cardboard and paper, to average treatment - A3, inkl. transp. (kg)	kg/DU	0,015			
Product loss during installation (percentage of cable)	Units/DU	0,020			
Waste, cardboard and paper, to average treatment - A5 including transport (kg)	kg	0,015			
Transport to waste processing (C2)	Capacity utilisation (incl. return) %	Distance (km)	Fuel/Energy Consumption	Unit	Value (Liter/tonne)
Truck, 16-32 tonnes, EURO 5 (kgkm) - RER	36,7 %	85	0,044	l/tkm	3,74
Waste processing (C3)	Unit	Value			
Aluminium to recycling (kg)	kg/DU	0,042			
Waste treatment of polyvinylchloride (PVC), incineration with energy recovery and fly ash extraction (kg)	kg/DU	0,023			
Copper to recycling (kg)	kg	0,028			
Disposal (C4)	Unit	Value			
Landfilling of ashes from incineration of Polyvinylchloride (PVC), process per kg ashes and residues (kg)	kg	0,0062			
Landfilling of aluminium (kg)	kg/DU	0,0047			
Landfilling of plastic mixture (kg)	kg	0,0079			
Landfilling of copper (kg)	kg	0,019			
Benefits and loads beyond the system boundaries (D)	Unit	Value			
Substitution of electricity, in Norway (MJ)	MJ	0,064			
Substitution of thermal energy, district heating, in Norway (MJ)	MJ	0,70			
Substitution of primary copper with net scrap (kg)	kg/DU	0,050			



## LCA: Results

The LCA results are presented below for the declared unit defined on page 2 of the EPD document.

Environmental impact												
Indicator	Unit	A1	A2	A3	A4	A5	C1	C2	C3	C4	D	
 GWP-total	kg CO <sub>2</sub> -eq	4,39E-01	6,06E-03	7,94E-03	1,33E-02	3,75E-02	0	1,47E-03	4,75E-02	2,74E-03	-1,27E-01	
 GWP-fossil	kg CO <sub>2</sub> -eq	4,55E-01	6,05E-03	7,93E-03	1,33E-02	1,14E-02	0	1,47E-03	4,75E-02	2,74E-03	-1,26E-01	
 GWP-biogenic	kg CO <sub>2</sub> -eq	-1,64E-02	2,24E-06	6,62E-06	5,51E-06	2,61E-02	0	5,98E-07	1,93E-05	8,03E-07	-5,77E-04	
 GWP-luluc	kg CO <sub>2</sub> -eq	4,16E-04	3,06E-06	1,25E-06	4,74E-06	9,01E-06	0	5,13E-07	3,71E-06	3,33E-07	-2,69E-04	
 ODP	kg CFC 11 -eq	4,31E-08	1,46E-09	2,34E-10	3,01E-09	1,13E-09	0	3,34E-10	1,56E-09	2,15E-10	-2,96E-04	
 AP	mol H <sup>+</sup> -eq	4,05E-02	7,59E-05	6,91E-06	3,82E-05	8,45E-04	0	5,99E-06	2,75E-05	7,39E-06	-2,05E-02	
 EP-FreshWater	kg P -eq	3,97E-04	4,05E-08	2,44E-08	1,06E-07	8,23E-06	0	1,15E-08	1,40E-07	2,83E-08	-1,38E-04	
 EP-Marine	kg N -eq	1,38E-03	1,72E-05	2,00E-06	7,57E-06	3,05E-05	0	1,78E-06	6,70E-06	3,30E-06	-8,50E-04	
 EP-Terrestrial	mol N -eq	1,97E-02	1,92E-04	2,19E-05	8,46E-05	4,25E-04	0	1,97E-05	7,19E-05	2,69E-05	-1,31E-02	
 POCP	kg NMVOC -eq	6,20E-03	5,34E-05	6,13E-06	3,24E-05	1,34E-04	0	6,02E-06	2,03E-05	7,61E-06	-3,57E-03	
 ADP-minerals&metals <sup>1</sup>	kg Sb -eq	1,15E-04	1,25E-07	4,15E-08	3,68E-07	2,40E-06	0	3,97E-08	1,00E-07	7,88E-09	-1,14E-04	
 ADP-fossil <sup>1</sup>	MJ	5,69E+00	8,64E-02	1,75E-02	2,01E-01	1,33E-01	0	2,21E-02	6,25E-02	1,89E-02	-1,15E+00	
 WDP <sup>1</sup>	m <sup>3</sup>	2,89E+00	6,23E-02	5,46E-01	1,95E-01	1,19E-01	0	2,11E-02	1,28E+00	3,75E-01	5,65E+00	

GWP-total = Global Warming Potential total; GWP-fossil = Global Warming Potential fossil fuels; GWP-biogenic = Global Warming Potential biogenic; GWP-luluc = Global Warming Potential land use and land use change; ODP = Depletion potential of the stratospheric ozone layer; AP = Acidification potential, Accumulated Exceedance; EP-freshwater = Eutrophication potential, fraction of nutrients reaching freshwater end compartment; EP-marine = Eutrophication potential, fraction of nutrients reaching marine end compartment; EP-terrestrial = Eutrophication potential, Accumulated Exceedance; POCP = Formation potential of tropospheric ozone; ADP-minerals&metals = Abiotic depletion potential for non-fossil resources; ADP-fossil = Abiotic depletion for fossil resources potential; WDP = Water (user) deprivation potential, deprivation-weighted water consumption







"Reading example: 9,0 E-03 = 9,0\*10<sup>-3</sup> = 0,009"

\*INA Indicator Not Assessed

1. The results of this environmental impact indicator shall be used with care as the uncertainties on these results are high or as there is limited experienced with the indicator

## Remarks to environmental impacts

**Additional environmental impact indicators**











Indicator	Unit	A1	A2	A3	A4	A5	C1	C2	C3	C4	D
 PM	Disease incidence	7,44E-08	2,37E-10	8,10E-11	8,15E-10	1,61E-09	0	1,06E-10	1,78E-10	9,60E-11	-4,29E-08
 IRP <sup>2</sup>	kgBq U235 -eq	1,24E-02	3,75E-04	1,16E-04	8,79E-04	3,23E-04	0	9,67E-05	3,04E-04	1,10E-04	-1,75E-03
 ETP-fw <sup>1</sup>	CTUe	3,07E+02	5,99E-02	3,82E-02	1,49E-01	6,71E+00	0	1,63E-02	2,99E+00	1,47E+01	-1,88E+02
 HTP-c <sup>1</sup>	CTUh	7,35E-09	0,00E+00	1,00E-12	0,00E+00	1,52E-10	0	0,00E+00	6,00E-12	3,00E-12	-2,66E-09
 HTP-nc <sup>1</sup>	CTUh	6,52E-07	4,70E-11	4,50E-11	1,63E-10	1,35E-08	0	1,80E-11	7,05E-10	6,40E-11	-2,28E-07
 SQP <sup>1</sup>	dimensionless	6,41E+00	4,47E-02	1,12E-02	1,41E-01	1,41E-01	0	1,52E-02	2,28E-02	5,05E-02	-2,77E+00

PM = Particulate Matter emissions; IRP = Ionizing radiation – human health; ETP-fw = Eco toxicity – freshwater; HTP-c = Human toxicity – cancer effects; HTP-nc = Human toxicity – non cancer effects; SQP = Potential Soil Quality Index (dimensionless)

"Reading example: 9,0 E-03 = 9,0\*10<sup>-3</sup> = 0,009"

\*INA Indicator Not Assessed

1. The results of this environmental impact indicator shall be used with care as the uncertainties on these results are high or as there is limited experienced with the indicator
2. This impact category deals mainly with the eventual impact of low dose ionizing radiation on human health of the nuclear fuel cycle. It does not consider effects due to possible nuclear accidents, occupational exposure nor due to radioactive waste disposal in underground facilities. Potential ionizing radiation from the soil, from radon and from some construction materials is also not measured by this indicator.




Resource use												
Indicator	Unit	A1	A2	A3	A4	A5	C1	C2	C3	C4	D	
 PERE	MJ	6,98E-01	1,04E-03	3,93E-02	2,88E-03	1,56E-02	0	3,12E-04	7,97E-03	2,01E-03	-8,15E-01	
 PERM	MJ	4,24E-01	0,00E+00	0,00E+00	0,00E+00	-4,15E-01	0	0,00E+00	0,00E+00	0,00E+00	0,00E+00	
 PERT	MJ	1,12E+00	1,04E-03	3,93E-02	2,88E-03	-4,00E-01	0	3,12E-04	7,97E-03	2,01E-03	-8,15E-01	
 PENRE	MJ	5,34E+00	8,64E-02	1,75E-02	2,01E-01	1,25E-01	0	2,21E-02	6,25E-02	1,89E-02	-1,15E+00	
 PENRM	MJ	3,47E-01	0,00E+00	0,00E+00	0,00E+00	3,40E-04	0	0,00E+00	-3,40E-01	0,00E+00	0,00E+00	
 PENRT	MJ	5,69E+00	8,64E-02	1,75E-02	2,01E-01	1,26E-01	0	2,21E-02	-2,77E-01	1,89E-02	-1,15E+00	
 SM	kg	1,13E-02	0,00E+00	0,00E+00	0,00E+00	2,40E-04	0	0,00E+00	0,00E+00	2,37E-05	3,56E-02	
 RSF	MJ	5,88E-03	3,48E-05	3,87E-05	1,03E-04	1,32E-04	0	1,12E-05	1,44E-04	4,48E-05	3,30E-03	
 NRSF	MJ	8,39E-03	1,76E-04	1,06E-04	3,68E-04	2,06E-04	0	3,99E-05	0,00E+00	1,35E-04	-1,40E-02	
 FW	m <sup>3</sup>	7,76E-03	7,82E-06	3,01E-04	2,15E-05	2,01E-04	0	2,33E-06	1,49E-03	2,11E-05	-3,56E-03	

PERE = Use of renewable primary energy excluding renewable primary energy resources used as raw materials; PERM = Use of renewable primary energy resources used as raw materials; PERT = Total use of renewable primary energy resources; PENRE = Use of non renewable primary energy excluding non-renewable primary energy resources used as raw materials; PENRM = Use of non renewable primary energy resources used as raw materials; PENRT = Total use of non renewable primary energy resources; SM = Use of secondary materials; RSF = Use of renewable secondary fuels; NRSF = Use of non-renewable secondary fuels; FW = Net use of fresh water

\*Reading example: 9,0 E-03 =  $9,0 \cdot 10^{-3} = 0,009$

\*INA Indicator Not Assessed

**End of life - Waste**






Indicator		Unit	A1	A2	A3	A4	A5	C1	C2	C3	C4	D
	HWD	kg	4,83E-03	4,26E-06	7,87E-05	1,04E-05	1,59E-04	0	1,13E-06	0,00E+00	1,46E-03	-1,38E-03
	NHWD	kg	1,25E-01	2,92E-03	4,80E-02	9,78E-03	1,95E-02	0	1,06E-03	0,00E+00	3,77E-02	-6,01E-02
	RWD	kg	1,21E-05	5,92E-07	5,31E-08	1,37E-06	3,18E-07	0	1,51E-07	0,00E+00	8,83E-08	-1,54E-06

HWD = Hazardous waste disposed; NHWD = Non-hazardous waste disposed; RWD = Radioactive waste disposed

"Reading example: 9,0 E-03 =  $9,0 \times 10^{-3}$  = 0,009"

\*INA Indicator Not Assessed

**End of life - Output flow**

Indicator		Unit	A1	A2	A3	A4	A5	C1	C2	C3	C4	D
	CRU	kg	0,00E+00	0,00E+00	0,00E+00	0,00E+00	0,00E+00	0	0,00E+00	0,00E+00	0,00E+00	0,00E+00
	MFR	kg	0,00E+00	0,00E+00	6,04E-02	0,00E+00	2,92E-02	0	0,00E+00	7,13E-02	7,53E-07	-1,39E-03
	MER	kg	0,00E+00	0,00E+00	2,87E-03	0,00E+00	1,56E-03	0	0,00E+00	2,37E-02	6,17E-07	-1,83E-04
	EEE	MJ	0,00E+00	0,00E+00	4,41E-03	0,00E+00	3,07E-03	0	0,00E+00	2,42E-02	6,45E-06	-4,49E-04
	EET	MJ	0,00E+00	0,00E+00	6,68E-02	0,00E+00	4,64E-02	0	0,00E+00	3,67E-01	9,76E-05	-6,80E-03

CRU = Components for re-use; MFR = Materials for recycling; MER = Materials for energy recovery; EEE = Exported energy electrical; EET = Exported energy thermal

"Reading example: 9,0 E-03 =  $9,0 \times 10^{-3}$  = 0,009"

\*INA Indicator Not Assessed

**Biogenic Carbon Content**

Indicator	Unit	At the factory gate
Biogenic carbon content in product	kg C	0,00E+00
Biogenic carbon content in accompanying packaging	kg C	7,11E-03

Note: 1 kg biogenic carbon is equivalent to 44/12 kg CO<sub>2</sub>

## Additional requirements

### Greenhouse gas emissions from the use of electricity in the manufacturing phase

National production mix from import, low voltage (production of transmission lines, in addition to direct emissions and losses in grid) of applied electricity for the manufacturing process (A3).

Electricity mix	Source	Amount	Unit
Electricity, Norway (kWh)	ecoinvent 3.6	24,33	g CO <sub>2</sub> -eq/kWh

### Dangerous substances

The product contains no substances given by the REACH Candidate list.

### Indoor environment

No effect on in-door environment

## Additional Environmental Information

Additional environmental impact indicators required in NPCR Part A for construction products											
Indicator	Unit	A1	A2	A3	A4	A5	C1	C2	C3	C4	D
GWPIOBC	kg CO <sub>2</sub> -eq	4,64E-01	6,06E-03	7,93E-03	1,33E-02	1,10E-02	0	1,47E-03	4,76E-02	2,88E-03	-6,20E-02

GWP-IOBC: Global warming potential calculated according to the principle of instantaneous oxidation. In order to increase the transparency of biogenic carbon contribution to climate impact, the indicator GWP-IOBC is required as it declares climate impacts calculated according to the principle of instantaneous oxidation. GWP-IOBC is also referred to as GWP-GHG in context to Swedish public procurement legislation.

## Bibliography

ISO 14025:2010. Environmental labels and declarations - Type III environmental declarations - Principles and procedures. International Organization for Standardization.

ISO 14044:2006. Environmental management - Life cycle assessment - Requirements and guidelines. International Organization for Standardization.

EN 15804:2012+A2:2019. Environmental product declaration - Core rules for the product category of construction products. European Committee for Standardization.

ISO 21930:2017. Sustainability in buildings and civil engineering works - Core rules for environmental product declarations of construction products. International Organization for Standardization.

EN 50693:2019. Product category rules for life cycle assessments of electronic and electrical products and systems. European Committee for Standardization.






Ecoinvent v3, 2019. Allocation, cut-off by classification. Swiss Centre of Life Cycle Inventories.

Iversen et al., (2021). eEPD v2021.09, background information for EPD generator tool system verification, LCA.no. Report number: 07.21. System verification report.

Philis et al., (2022). EPD generator for NPCR 027 part B for electrical wires and cables, background information for EPD generator application and LCA data, LCA.no Report number: 03.22. PCR verification report.

EPD Norway (2022). NPCR Part A: Construction products and services. The Norwegian EPD foundation. Version 2.0 published 24.03.2021.

EPD Norway (2022). NPCR 027 Part B for electrical cables and wires. The Norwegian EPD foundation. Version 2.0 published 01.03.2022.

 <b>epd-norge</b> Global program operator	<b>Program operator and publisher</b> The Norwegian EPD Foundation Post Box 5250 Majorstuen, 0303 Oslo, Norway	Phone: +47 977 22 020 e-mail: post@epd-norge.no web: www.epd-norge.no
	<b>Owner of the declaration:</b> TECCON Norge AS Mekjarvik 18, 4072 Randaberg, Norway	Phone: 51 73 37 00 e-mail: jan.vestergaard@tecon.no web: tecon.no
	<b>Author of the Life Cycle Assessment</b> LCA.no AS Dokka 6A, 1671 Kråkerøy, Norway	Phone: +47 916 50 916 e-mail: post@lca.no web: www.lca.no
	<b>Developer of EPD generator</b> LCA.no AS Dokka 6A, 1671 Kråkerøy, Norway	Phone: +47 916 50 916 e-mail: post@lca.no web: www.lca.no
	ECO Platform ECO Portal	web: www.eco-platform.org web: ECO Portal