


# Environmental product declaration

in accordance with ISO 14025 and EN 15804+A2

LAPP ÖLFLEX® CLASSIC 130 H 4G1,5 Elnr 1070950



The Norwegian EPD Foundation

**Owner of the declaration:**

Lapp Norway AS

**Product:**

LAPP ÖLFLEX® CLASSIC 130 H 4G1,5 Elnr 1070950

**Declared unit:**

1 m

**This declaration is based on Product Category Rules:**

CEN Standard EN 15804:2012+A2:2019 serves as core PCR

NPCR 027:2020 Part B for Electrical cables and wires

**Program operator:**

The Norwegian EPD Foundation

**Declaration number:**

NEPD-9905-9854

**Registration number:**

NEPD-9905-9854

**Issue date:**

30.04.2025

**Valid to:**

30.04.2030

**EPD software:**

LCAno EPD generator ID: 826672

## General information

### Product

LAPP ÖLFLEX® CLASSIC 130 H 4G1,5 Elnr 1070950

### Program operator:

The Norwegian EPD Foundation  
Post Box 5250 Majorstuen, 0303 Oslo, Norway  
Phone: +47 977 22 020  
web: [www.epd-norge.no](http://www.epd-norge.no)

### Declaration number:

NEPD-9905-9854

### This declaration is based on Product Category Rules:

CEN Standard EN 15804:2012+A2:2019 serves as core PCR  
NPCR 027:2020 Part B for Electrical cables and wires

### Statement of liability:

The owner of the declaration shall be liable for the underlying information and evidence. EPD Norway shall not be liable with respect to manufacturer information, life cycle assessment data and evidences.

### Declared unit:

1 m LAPP ÖLFLEX® CLASSIC 130 H 4G1,5 Elnr 1070950

### Declared unit with option:

A1, A2, A3, A4, A5, C1, C2, C3, C4, D

### Functional unit:

1 meter of ÖLFLEX® CLASSIC 130H 4G1,5 mm2 from cradle-to-grave.

### General information on verification of EPD from EPD tools:

Independent verification of data, other environmental information and the declaration according to ISO 14025:2010, § 8.1.3 and § 8.1.4. Verification of each EPD is made according to EPD-Norway's guidelines for verification and approval requiring that tools are i) integrated into the company's environmental management system, ii) the procedures for use of the EPD tool are approved by EPD-Norway, and iii) the process is reviewed annually by an independent third party verifier. See Appendix G of EPD-Norway's General Programme Instructions for further information on EPD tools

### Verification of EPD tool:

Independent third party verification of the EPD tool, background data and test-EPD in accordance with EPDNorway's procedures and guidelines for verification and approval of EPD tools. Approval number: NEPDT32.

Third party verifier:

Vito D'Incognito, Take Care International

(no signature required)

### Owner of the declaration:

Lapp Norway AS  
Contact person: Petter Dahl  
Phone: 91597046  
e-mail: [petter.dahl@lapp.com](mailto:petter.dahl@lapp.com)

### Manufacturer:

Lapp Norway AS  
Eikringen 11  
3036 Drammen, Norway

### Place of production:

Cableries Lapp S.a.r.l.  
Technopole Sud Forbach  
F - 57600 FORBACH, France

### Management system:

ISO 14001, ISO 9001

### Organisation no:

919 398 876

### Issue date:

30.04.2025

### Valid to:

30.04.2030

### Year of study:

2023

### Comparability:

EPD of construction products may not be comparable if they not comply with EN 15804 and seen in a building context.


### Development and verification of EPD:

The declaration is created using EPD tool lca.tools ver EPD2022.03, developed by LCA.no. The EPD tool is integrated in the company's management system, and has been approved by EPD Norway. Approval number: NEPDT133

Developer of EPD: Julie Olsson

Reviewer of company-specific input data and EPD: Lars Nilsen

### Approved:



Håkon Hauan, CEO EPD-Norge

## Product

### Product description:

ÖLFLEX CLASSIC 130 H are halogen free, highly flame retardant control cables designed for the European and North American market, for occasional flexible use and fixed installation subject to normal mechanical load conditions.

They are also suitable for use in dry or damp areas. Considering the temperature range, a temporary outdoor use is possible. They are suitable for occasional, non-automated movements. The maximum tensile load is 15 N/mm<sup>2</sup> of conductor cross-section during installation and operation. Compulsory guidance is not permitted.

Application range: Public buildings, airports, railway stations, plant engineering and construction, air conditioning systems and particularly where human and animal life as well as valuable property are exposed to high risk of fire hazards. In the event of a fire minimal toxic and no corrosive gases occur.

USE according to UL: FRPE sheathed cable for internal wiring of appliance

### Product specification

Design

Design acc. to UL AWM Style 10701 and 21217, UL 758 and based on EN 50525-3-11

Certification UL AWM Style 10701 and 21217\* (File No. E63634), UL 758

DNV GL (Certificate No. TAE00002RJ)

VDE certified: Supply cable with improved characteristics in the case of fire EN 13501-6 and EN 50575

Classification of fire behaviour

(article/dimension range see [www.lappkabel.com/cpr](http://www.lappkabel.com/cpr))

\*Style change: UL Style 21089 replaced by Style 21217 (approx. February 2018)

Conductor fine wire strands of bare copper, acc. to IEC 60228 resp. EN 60228, Class 5

Insulation halogen free compound TI6,

acc. to EN 50363-7, with increased requirements

Core identification code acc. to VDE 0293-1, with or without GN/YE ground conductor

black cores with white numbers acc. to DIN EN 50334

Stranding cores are stranded in layers

Wrapping wrapping optional (fleece tape or plastic foil)

Outer sheath halogen free compound TM7 acc. to EN 50363-8 with increased requirements

Colour: Silver Grey, similar RAL 7001

Materials	kg	%
HFFR Polyolefin	0,053	48,18
Metal - Copper	0,057	51,81
Total	0,11	100,00

Packaging	kg	%
Packaging - Wood	0,01	100,00
Total incl. packaging	0,12	100,00

### Technical data:

Electrical properties at 20 °C

Nominal voltage EN U0/U: 300/500 V

UL: 600 V

Test voltage core /core: 4000 V AC

Mechanical and thermal properties

Minimum bending radius occasional flexing: 15 x outer diameter

fixed installation: 4 x outer diameter

Temperature range occasional flexing (EN): -25°C up to +70°C max. conductor temp.

occasional flexing (UL): up to +75°C max. conductor temp.

fixed installation (EN): -40°C up to +80°C max. conductor temp.

fixed installation (UL): up to +75°C max. conductor temp.

Flammability flame retardant acc. to IEC 60332-1-2 resp. EN 60332-1-2

UL: Horizontal flame test acc. to UL 1581 §1090

no flame-propagation

acc. to IEC 60332-3-22 resp. EN 60332-3-22

acc. to IEC 60332-3-24 resp. EN 60332-3-24 or

acc. to IEC 60332-3-25 resp. EN 60332-3-25

Halogen free acc. to IEC 60754-1 resp. EN 60754-1

Corrosivity of gases acc. to IEC 60754-2 resp. EN 60754-2

Smoke density acc. to IEC 61034-2 resp. EN 61034-2

Toxicity acc. to EN 50306-1 (= 6)

UV resistance acc. to EN 50620

acc. to EN ISO 4892-2-2013, method A (change of colour allowed)

Ozone resistance acc. to EN 50396, method B

.

Tests acc. to IEC 60811 resp. EN 60811, EN 50395, EN 50396, UL 1581

General requirements These cables are conform to the EU-Directive 2014/35/EU (Low Voltage Directive).

A part of these cables (see [www.lappkabel.com/cpr](http://www.lappkabel.com/cpr)) are classified

in accordance with the EU-Regulation no. 305/2011 (CPR).

Environmental information These cables meet the substance-specific requirements of the EU Directive 2011/65/EU (RoHS)

#### Market:

Norway

#### Reference service life, product

Expected lifetime 40 years, provided proper installation, load and ambient temperature.

#### Reference service life, building or construction works

40 years

### LCA: Calculation rules

#### Declared unit:

1 m LAPP ÖLFLEX® CLASSIC 130 H 4G1,5 Elnr 1070950

#### Cut-off criteria:

All major raw materials and all the essential energy is included. The production processes for raw materials and energy flows with very small amounts (less than 1%) are not included. These cut-off criteria do not apply for hazardous materials and substances.

#### Allocation:

The allocation is made in accordance with the provisions of EN 15804. Incoming energy and water and waste production in-house is allocated equally among all products through mass allocation. Effects of primary production of recycled materials is allocated to the main product in which the material was used. The recycling process and transportation of the material is allocated to this analysis.

#### Data quality:

Specific data for the product composition are provided by the manufacturer. The data represent the production of the declared product and were collected for EPD development in the year of study. Background data is based on EPDs according to EN 15804 and different LCA databases. The data quality of the raw materials in A1 is presented in the table below.

Materials	Source	Data quality	Year
HFFR Polyolefin	ecoinvent 3.6	Database	2019
Metal - Copper	ecoinvent 3.6	Database	2019
Packaging - Wood	ecoinvent 3.6	Database	2019

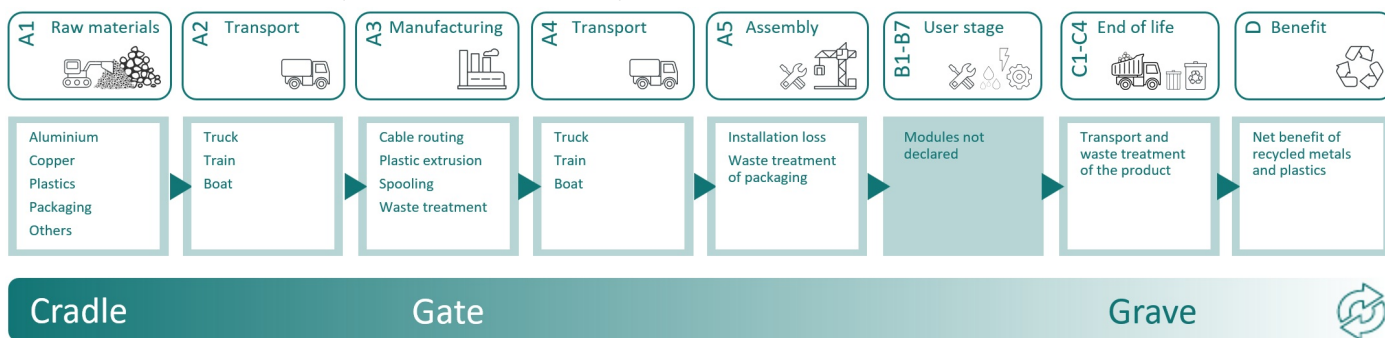
## System boundaries (X=included, MND=module not declared, MNR=module not relevant)

Product stage			Construction installation stage		Use stage								End of life stage				Beyond the system boundaries
Raw materials	Transport	Manufacturing	Transport	Assembly	Use	Maintenance	Repair	Replacement	Refurbishment	Operational energy use	Operational water use		De-construction demolition	Transport	Waste processing	Disposal	Reuse-Recovery- Recycling-potential
A1	A2	A3	A4	A5	B1	B2	B3	B4	B5	B6	B7		C1	C2	C3	C4	D
X	X	X	X	X	MND	MND	MND	MND	MND	MND	MND		X	X	X	X	X

### System boundary:

1m LAPP ÖLFLEX® CLASSIC 130 H 4G1,5mm2 El.nr: 1070950

The flowchart below illustrates the system boundaries of the analysis:



### Additional technical information:

The article 1070950 ÖLFLEX CLASSIC 130 H 4G1,5 represents the product with the highest expenditure of raw materials and energy consumption during manufacturing of all the following products from the same product family:

Elnumber Article no

1070947 1123106 ÖLFLEX CLASSIC 130 H 2X1,5

1070948 1123107 ÖLFLEX CLASSIC 130 H 3G1,5

1070949 1123108 ÖLFLEX CLASSIC 130 H 3X1,5

This EPD is only valid for the declared product.

## LCA: Scenarios and additional technical information

The following information describe the scenarios in the different modules of the EPD.

Module A4 = In A4, a transport distance from the production site to LAPP Norways warehouse in Drammen was included. A distance of 300 km was also added as additional transport to market.

Modules A5 = 5 % product losses during installation are estimated by the company. No energy use has been quantified since installation in buildings is often done by manual labour. Use of portable electrical devices (e.g., drill) usually have low energy requirements falling under the cutoff criterion of 1%. Cable drums are reused and also assumed under the cut-off criterion of 1%.

Module C1 = de-construction in buildings is often done by manual labour. Use of portable electrical devices (e.g., drill) usually have low energy requirements falling under the cut-off criterion of 1%.

Module C2 = 85 km is added as an average distance to the waste facility

Modules C3 and C4 = Waste treatment of the product follows the default values provided in EN 50693, Product Category Rules for life cycle assessments of electronic and electrical products and systems, table G.4. This table specified how different types of raw materials used in A1 will likely be treated during the end-of-life of the product. Waste treatments in C3 include material recycling and incineration with and without energy recovery and fly ash extraction. Disposal in C4 consist of landfilling of different waste fractions and of ashes.

Module D = The recyclability of metals and plastics allows the producers a credit for the net scrap that is produced at the end of a product's life.

The benefits from recycling of net scrap are described in formula from EN 15804:2012+A2:2019. Substitution of heat and electricity generated by the incineration with energy recovery of plastic insulation and other parts is also calculated in module D.

Transport from production place to user (A4)	Capacity utilisation (incl. return) %	Distance (km)	Fuel/Energy Consumption	Unit	Value (Liter/tonne)
Truck, over 32 tonnes, EURO 6 (km)	53,3 %	1956	0,023	l/tkm	44,99
Truck, over 32 tonnes, EURO 6 (km)	53,3 %	300	0,023	l/tkm	6,90
Assembly (A5)	Unit	Value			
Product loss during installation (percentage of cable)	Units/DU	0,050			
Waste, packaging, pallet, EUR wooden pallet, single use, to average treatment (kg) - A5, inkl. 85 km transp.	kg	0,0050			
Transport to waste processing (C2)	Capacity utilisation (incl. return) %	Distance (km)	Fuel/Energy Consumption	Unit	Value (Liter/tonne)
Truck, 16-32 tonnes, EURO 6 (km)	36,7 %	85	0,043	l/tkm	3,66
Waste processing (C3)	Unit	Value			
Copper to recycling (kg)	kg	0,034			
Waste treatment of plastic mixture, incineration with energy recovery and fly ash extraction (kg)	kg	0,026			
Disposal (C4)	Unit	Value			
Landfilling of plastic mixture (kg)	kg	0,037			
Landfilling of copper (kg)	kg	0,022			
Landfilling of ashes from incineration of Plastic mixture, process per kg ashes and residues (kg)	kg	0,00092			
Benefits and loads beyond the system boundaries (D)	Unit	Value			
Substitution of primary copper with net scrap (kg)	kg	0,038			
Substitution of thermal energy, district heating, in Norway (MJ)	MJ	0,66			
Substitution of electricity, in Norway (MJ)	MJ	0,044			

## LCA: Results

The LCA results are presented below for the declared unit defined on page 2 of the EPD document.

Environmental impact												
Indicator		Unit	A1	A2	A3	A4	A5	C1	C2	C3	C4	D
	GWP-total	kg CO <sub>2</sub> -eq	3,16E-01	1,01E-02	2,51E-02	2,16E-02	2,77E-02	0	1,53E-03	6,27E-02	4,56E-03	-9,57E-02
	GWP-fossil	kg CO <sub>2</sub> -eq	3,17E-01	1,01E-02	2,35E-02	2,16E-02	2,01E-02	0	1,53E-03	6,27E-02	4,55E-03	-9,50E-02
	GWP-biogenic	kg CO <sub>2</sub> -eq	-1,83E-03	4,19E-06	1,57E-03	9,26E-06	7,53E-03	0	6,32E-07	1,36E-06	3,78E-07	-4,32E-04
	GWP-luluc	kg CO <sub>2</sub> -eq	3,08E-04	3,60E-06	1,44E-05	6,59E-06	1,73E-05	0	5,44E-07	2,54E-07	2,10E-07	-2,30E-04
	ODP	kg CFC11-eq	2,80E-08	2,29E-09	7,58E-09	5,21E-09	4,22E-09	0	3,46E-10	1,36E-10	2,08E-10	-2,82E-04
	AP	mol H <sup>+</sup> -eq	1,33E-02	2,91E-05	8,09E-05	6,96E-05	5,77E-04	0	4,39E-06	1,37E-05	5,41E-06	-1,53E-02
	EP-FreshWater	kg P -eq	1,08E-04	8,09E-08	5,80E-07	1,72E-07	4,66E-06	0	1,22E-08	1,21E-08	9,76E-09	-1,03E-04
	EP-Marine	kg N -eq	9,01E-04	5,76E-06	1,77E-05	1,52E-05	4,27E-05	0	8,68E-07	6,58E-06	6,33E-06	-6,39E-04
	EP-Terrestrial	mol N -eq	1,32E-02	6,44E-05	1,68E-04	1,70E-04	6,03E-04	0	9,71E-06	6,74E-05	2,17E-05	-9,86E-03
	POCP	kg NMVOC-eq	3,36E-03	2,47E-05	4,67E-05	6,67E-05	1,56E-04	0	3,72E-06	1,62E-05	7,06E-06	-2,68E-03
	ADP-minerals&metals <sup>1</sup>	kg Sb-eq	1,22E-04	2,80E-07	3,71E-07	3,85E-07	5,17E-06	0	4,22E-08	6,86E-09	5,30E-09	-8,58E-05
	ADP-fossil <sup>1</sup>	MJ	5,15E+00	1,53E-01	1,65E+00	3,51E-01	3,70E-01	0	2,31E-02	8,62E-03	1,61E-02	-8,69E-01
	WDP <sup>1</sup>	m <sup>3</sup>	2,09E+01	1,48E-01	2,50E+01	2,69E-01	2,20E+00	0	2,23E-02	6,22E-02	2,68E-01	4,30E+00

GWP-total = Global Warming Potential total; GWP-fossil = Global Warming Potential fossil fuels; GWP-biogenic = Global Warming Potential biogenic; GWP-luluc = Global Warming Potential land use and land use change; ODP = Depletion potential of the stratospheric ozone layer; AP = Acidification potential, Accumulated Exceedance; EP-freshwater = Eutrophication potential, fraction of nutrients reaching freshwater end compartment; EP-marine = Eutrophication potential, fraction of nutrients reaching marine end compartment; EP-terrestrial = Eutrophication potential, Accumulated Exceedance; POCP = Formation potential of tropospheric ozone; ADP-minerals&metals = Abiotic depletion potential for non-fossil resources; ADP-fossil = Abiotic depletion for fossil resources potential; WDP = Water (user) deprivation potential, deprivation-weighted water consumption







"Reading example: 9,0 E-03 = 9,0\*10<sup>-3</sup> = 0,009"

\*INA Indicator Not Assessed

1. The results of this environmental impact indicator shall be used with care as the uncertainties on these results are high or as there is limited experienced with the indicator

## Remarks to environmental impacts

### Additional environmental impact indicators

Indicator	Unit	A1	A2	A3	A4	A5	C1	C2	C3	C4	D
 PM	Disease incidence	3,71E-08	6,20E-10	4,91E-10	1,99E-09	1,84E-09	0	9,40E-11	6,00E-11	1,01E-10	-3,25E-08
 IRP <sup>2</sup>	kgBq U235 -eq	1,91E-02	6,69E-04	1,63E-02	1,53E-03	1,80E-03	0	1,01E-04	2,17E-05	9,18E-05	-1,37E-03
 ETP-fw <sup>1</sup>	CTUe	1,61E+02	1,13E-01	5,94E-01	2,57E-01	7,40E+00	0	1,71E-02	1,33E-01	1,41E+01	-1,41E+02
 HTP-c <sup>1</sup>	CTUh	2,98E-09	0,00E+00	1,80E-11	0,00E+00	1,22E-10	0	0,00E+00	4,00E-12	1,00E-12	-1,99E-09
 HTP-nc <sup>1</sup>	CTUh	2,20E-07	1,24E-10	4,46E-10	2,48E-10	9,14E-09	0	1,90E-11	1,65E-10	1,80E-11	-1,71E-07
 SQP <sup>1</sup>	dimensionless	3,94E+00	1,07E-01	9,68E-02	4,02E-01	2,10E-01	0	1,62E-02	1,57E-03	4,53E-02	-2,16E+00




PM = Particulate Matter emissions; IRP = Ionizing radiation – human health; ETP-fw = Eco toxicity – freshwater; HTP-c = Human toxicity – cancer effects; HTP-nc = Human toxicity – non cancer effects; SQP = Potential Soil Quality Index (dimensionless)

"Reading example: 9,0 E-03 = 9,0\*10<sup>-3</sup> = 0,009"

\*INA Indicator Not Assessed

1. The results of this environmental impact indicator shall be used with care as the uncertainties on these results are high or as there is limited experienced with the indicator
2. This impact category deals mainly with the eventual impact of low dose ionizing radiation on human health of the nuclear fuel cycle. It does not consider effects due to possible nuclear accidents, occupational exposure nor due to radioactive waste disposal in underground facilities. Potential ionizing radiation from the soil, from radon and from some construction materials is also not measured by this indicator.






Resource use												
Indicator	Unit	A1	A2	A3	A4	A5	C1	C2	C3	C4	D	
 PERE	MJ	9,12E-01	2,19E-03	2,51E-01	4,42E-03	5,41E-02	0	3,31E-04	4,80E-04	1,45E-03	-6,69E-01	
 PERM	MJ	6,94E-02	0,00E+00	0,00E+00	0,00E+00	-6,59E-02	0	0,00E+00	0,00E+00	0,00E+00	0,00E+00	
 PERT	MJ	9,81E-01	2,19E-03	2,51E-01	4,42E-03	-1,19E-02	0	3,31E-04	4,80E-04	1,45E-03	-6,69E-01	
 PENRE	MJ	4,29E+00	1,53E-01	1,65E+00	3,51E-01	3,23E-01	0	2,31E-02	8,63E-03	1,61E-02	-8,69E-01	
 PENRM	MJ	8,63E-01	0,00E+00	0,00E+00	0,00E+00	2,39E-02	0	0,00E+00	-1,31E+00	0,00E+00	0,00E+00	
 PENRT	MJ	5,15E+00	1,53E-01	1,65E+00	3,51E-01	3,47E-01	0	2,31E-02	-1,31E+00	1,61E-02	-8,69E-01	
 SM	kg	9,95E-03	0,00E+00	0,00E+00	0,00E+00	4,28E-04	0	0,00E+00	0,00E+00	1,15E-06	2,67E-02	
 RSF	MJ	2,41E-02	7,84E-05	1,81E-03	1,54E-04	1,13E-03	0	1,18E-05	1,03E-05	3,01E-05	2,48E-03	
 NRSF	MJ	5,61E-04	2,80E-04	4,63E-03	5,18E-04	3,19E-04	0	4,23E-05	0,00E+00	1,66E-05	-1,48E-02	
 FW	m <sup>3</sup>	5,67E-03	1,64E-05	1,53E-03	4,00E-05	3,90E-04	0	2,47E-06	7,29E-05	2,05E-05	-2,64E-03	

PERE = Use of renewable primary energy excluding renewable primary energy resources used as raw materials; PERM = Use of renewable primary energy resources used as raw materials; PERT = Total use of renewable primary energy resources; PENRE = Use of non renewable primary energy excluding non-renewable primary energy resources used as raw materials; PENRM = Use of non renewable primary energy resources used as raw materials; PENRT = Total use of non renewable primary energy resources; SM = Use of secondary materials; RSF = Use of renewable secondary fuels; NRSF = Use of non-renewable secondary fuels; FW = Net use of fresh water

\*Reading example: 9,0 E-03 = 9,0\*10<sup>-3</sup> = 0,009"

\*INA Indicator Not Assessed

### End of life - Waste






Indicator		Unit	A1	A2	A3	A4	A5	C1	C2	C3	C4	D
	HWD	kg	3,24E-03	7,90E-06	3,33E-03	1,92E-05	3,73E-04	0	1,19E-06	0,00E+00	8,80E-04	-1,03E-03
	NHWD	kg	1,35E-01	7,45E-03	1,60E-02	3,05E-02	1,47E-02	0	1,12E-03	0,00E+00	6,02E-02	-4,52E-02
	RWD	kg	1,80E-05	1,04E-06	2,10E-05	2,40E-06	2,02E-06	0	1,57E-07	0,00E+00	1,09E-07	-1,20E-06

HWD = Hazardous waste disposed; NHWD = Non-hazardous waste disposed; RWD = Radioactive waste disposed

"Reading example: 9,0 E-03 =  $9,0 \times 10^{-3}$  = 0,009"

\*INA Indicator Not Assessed

### End of life - Output flow

Indicator		Unit	A1	A2	A3	A4	A5	C1	C2	C3	C4	D
	CRU	kg	0,00E+00	0,00E+00	0,00E+00	0,00E+00	0,00E+00	0	0,00E+00	0,00E+00	0,00E+00	0,00E+00
	MFR	kg	0,00E+00	0,00E+00	1,21E-02	0,00E+00	2,02E-03	0	0,00E+00	3,42E-02	3,32E-06	-1,04E-03
	MER	kg	0,00E+00	0,00E+00	1,43E-02	0,00E+00	5,67E-03	0	0,00E+00	2,65E-02	8,12E-08	-1,37E-04
	EEE	MJ	0,00E+00	0,00E+00	8,73E-03	0,00E+00	4,42E-03	0	0,00E+00	4,07E-02	5,27E-06	-3,37E-04
	EET	MJ	0,00E+00	0,00E+00	1,32E-01	0,00E+00	6,69E-02	0	0,00E+00	6,16E-01	7,97E-05	-5,09E-03

CRU = Components for re-use; MFR = Materials for recycling; MER = Materials for energy recovery; EEE = Exported energy electrical; EET = Exported energy thermal

"Reading example: 9,0 E-03 =  $9,0 \times 10^{-3}$  = 0,009"

\*INA Indicator Not Assessed

### Biogenic Carbon Content

Indicator	Unit	At the factory gate
Biogenic carbon content in product	kg C	0,00E+00
Biogenic carbon content in accompanying packaging	kg C	2,07E-03

Note: 1 kg biogenic carbon is equivalent to 44/12 kg CO<sub>2</sub>

## Additional requirements

### Greenhouse gas emissions from the use of electricity in the manufacturing phase

National production mix from import, low voltage (production of transmission lines, in addition to direct emissions and losses in grid) of applied electricity for the manufacturing process (A3).

Electricity mix	Source	Amount	Unit
Electricity, Norway (kWh)	ecoinvent 3.6	24,33	g CO <sub>2</sub> -eq/kWh
Electricity, France (kWh)	ecoinvent 3.6	94,37	g CO <sub>2</sub> -eq/kWh

### Dangerous substances

The product contains no substances given by the REACH Candidate list.

### Indoor environment

No effect on indoor environment.

## Additional Environmental Information

Additional environmental impact indicators required in NPCR Part A for construction products											
Indicator	Unit	A1	A2	A3	A4	A5	C1	C2	C3	C4	D
GWPIOBC	kg CO <sub>2</sub> -eq	3,23E-01	1,01E-02	2,48E-02	2,16E-02	2,04E-02	0	1,53E-03	6,27E-02	3,50E-03	-4,72E-02

GWP-IOBC: Global warming potential calculated according to the principle of instantaneous oxidation. In order to increase the transparency of biogenic carbon contribution to climate impact, the indicator GWP-IOBC is required as it declares climate impacts calculated according to the principle of instantaneous oxidation. GWP-IOBC is also referred to as GWP-GHG in context to Swedish public procurement legislation.

## Bibliography

ISO 14025:2010. Environmental labels and declarations - Type III environmental declarations - Principles and procedures. International Organization for Standardization.

ISO 14044:2006. Environmental management - Life cycle assessment - Requirements and guidelines. International Organization for Standardization.

EN 15804:2012+A2:2019. Environmental product declaration - Core rules for the product category of construction products. European Committee for Standardization.

ISO 21930:2017. Sustainability in buildings and civil engineering works - Core rules for environmental product declarations of construction products. International Organization for Standardization.

EN 50693:2019. Product category rules for life cycle assessments of electronic and electrical products and systems. European Committee for Standardization.






Ecoinvent v3, 2019. Allocation, cut-off by classification. Swiss Centre of Life Cycle Inventories.

Iversen et al., (2021). eEPD v2021.09, background information for EPD generator tool system verification, LCA.no. Report number: 07.21. System verification report.

Philis et al., (2022). EPD generator for NPCR 027 part B for electrical wires and cables, background information for EPD generator application and LCA data, LCA.no Report number: 03.22. PCR verification report.

EPD Norway (2022). NPCR Part A: Construction products and services. The Norwegian EPD foundation. Version 2.0 published 24.03.2021.

EPD Norway (2022). NPCR 027 Part B for electrical cables and wires. The Norwegian EPD foundation. Version 2.0 published 01.03.2022.

 <b>epd-norge</b> Global program operator	<b>Program operator and publisher</b> The Norwegian EPD Foundation Post Box 5250 Majorstuen, 0303 Oslo, Norway	Phone: +47 977 22 020 e-mail: post@epd-norge.no web: www.epd-norge.no
 <b>LAPP</b>	<b>Owner of the declaration:</b> Lapp Norway AS Eikringen 11, 3036 Drammen, Norway	Phone: 91597046 e-mail: petter.dahl@lapp.com web: no.lappgroup.com
	<b>Author of the Life Cycle Assessment</b> LCA.no AS Dokka 6A, 1671 Kråkerøy, Norway	Phone: +47 916 50 916 e-mail: post@lca.no web: www.lca.no
	<b>Developer of EPD generator</b> LCA.no AS Dokka 6A, 1671 Kråkerøy, Norway	Phone: +47 916 50 916 e-mail: post@lca.no web: www.lca.no
	ECO Platform ECO Portal	web: www.eco-platform.org web: ECO Portal