

INDLINE BASIC IP23

Indline Basic is an entry-level industrial luminaire – a cost-effective solution for replacing old T5 and T8 fluorescent installations. Available in two sizes, M and L, and with a choice of On/Off or DALI. The well-considered design allows for replacement of both LED and driver, simplifying maintenance. The On/Off version can be adjusted to lower luminous flux and power via DIP-Switch Power. With microprismatic diffuser, it provides even and high-quality light output. The luminaire is delivered with openable end caps.


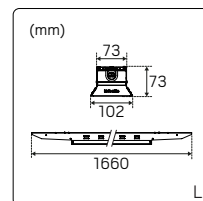
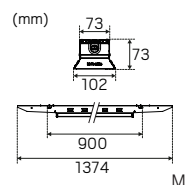
- Energy-efficient fluorescent replacement in two sizes: M and L.
- Replaceable LED and driver
- Openable end caps for easy installation
- Mounting options: trunking rail, surface ceiling, wall or wire
- Control the lighting via On/Off or DALI
- Lifetime L70 100,000h Ta 25°C
- Lifetime driver 100 000h /10%





INDLINE BASIC IP23

GTIN	Type	Color Temperature	Luminaire lumen	Beam angle	Effect luminaire
7392971150680	M	4000K	5050-8650lm	85°	34-62W
7392971150697	M DALI	4000K	8900lm	85°	60W
7392971150703	L	4000K	7900-13800lm	85°	52-101W
7392971150710	L DALI	4000K	14000lm	85°	98W



A cost-effective solution for warehouses and industrial environments looking for a reliable luminaire to replace old T5 and T8 fluorescent installations.