

Produktdatablad

Spesifikasjoner



Venderhode i metall for LED med 3 faste posisjoner og grep i hvit farge

El-nummer:
4302523

ZB4BK1313

Viktig melding: A change in appearance may be noted on the product but does not affect its use in terms of function and safety. This makes it compatible with our Universal LED blocks
EAN: 3389110890709

Produktdata

Produktspekter	Harmony XB4
Produkt eller type komponent	Hode for lysvendere
Produktkompatibilitet	Universal LED
Kortnavn på utstyr	ZB4
Innfatningsmateriale	Forkrommet metall
Hode type	Standard
Montasjediameter	22 mm
Salg per udelelig kvantitet	1
Formen på varslingsenhetens hode	Rund
Type arm/stempel	fast
operatørprofil	Hvit standard grep
informasjon om knappens stilling	3 posisjoner +/- 45°

Teknisk data

Bredde	29 mm
Høyde	29 mm
Dybde	43 mm
Vekt	0,036 kg
resistens til høytrykksvask	7000000 Pa på 55 °C, distanse : 0.1 m
Mekanisk levetid	500000 sykluser
elektrisk sammensetningskode	M3 for <4 kontakter bruker Enkel blokker i frontmontering med innebygget LED M6 for <2 kontakter bruker Enkel blokker i frontmontering med integrert LED og transformator M10 for <2 kontakter bruker Enkel blokker i frontmontering med innebygget LED M4 for <4 kontakter bruker enkel og dobbel blokker i frontmontering med innebygget LED
Enhetens utseende	Basic element

Miljø

Overflatebeskyttelse	TH
Omgivelsestemperatur for lagring	-40...70 °C
Omgivelsestemperatur drift	-40...70 °C
Overspenningskategori	Klasse I conforming to IEC 60536

IP-grad	IP66 i samsvar med IEC 60529 IP67 IP69 IP69K
NEMA beskyttelsesgrad	NEMA 13 NEMA 4X
Ik beskyttelsesklasse	IK04 i samsvar med IEC 50102
Standarder	CSA C22.2 No 14 JIS C8201-5-1 IEC 60947-1 IEC 60947-5-1 IEC 60947-5-5 IEC 60947-5-4 UL 508 JIS C8201-1
Produktsertifikater	CSA DNV BV LROS (Lloyds register of shipping) UL listet
Vibrasjonsmotstand	5 gn (f= 2...500 Hz) conforming to IEC 60068-2-6
støtmotstand	30 gn (varighet = 18 ms) for halvsinuskurve akselerasjon i samsvar med IEC 60068-2-27 50 gn (varighet = 11 ms) for halvsinuskurve akselerasjon i samsvar med IEC 60068-2-27

Forpakkingsinformasjon

Enhetsstype pakke 1	PCE
Antall enheter i pakke 1	1
Pakke 1 Høyde	3,3 cm
Pakke 1 Bredde	5 cm
Pakke 1 Vekt	5,2 cm
Package 1 Weight	41 g
Enhetsstype pakke 2	BB1
Antall enheter i pakke 2	5
Pakke 2 Høyde	5 cm
Pakke 2 Bredde	3,3 cm
Pakke 2 Lengde	26,4 cm
Pakke 2 Vekt	205 g
Enhetsstype pakke 3	S02
Antall enheter i pakke 3	100
Pakke 3 Høyde	15 cm
Pakke 3 Bredde	30 cm
Pakke 3 Lengde	40 cm
Pakke 3 Vekt	4,4 kg

Logistikkinformasjon

Opprinnelsesland	FR
-------------------------	----

Garantiperiode

Garanti

18 months

Environmental Data

Schneider Electric tar sikte på å oppnå Net Zero-status innen 2050 gjennom partnerskap med leverandørkjeden, materialer med lavere slagkraft og sirkularitet via vår pågående "Use Better, Use Longer, Use Again"-kampanje for å forlenge produktlevetiden og resirkulerbarheten.

[Environmental Data forklart >](#)

[Hvordan vi vurderer produktets bærekraft >](#)

Miljøfotavtrykk

Samlet klimagassutslipp gjennom livsløpet 1

PEP (Product Environmental Profile) [Produktmiljøprofil](#)

Use Better

Materialer og emballasje

Emballasje med resirkulert papp Nei

Emballasje uten plast Nei

[EU RoHS-direktiv](#) Proaktivt i samsvar (Produktet inngår ikke i EUs RoHS direktivet)

REACH-regelverk [REACH-erklæring](#)

Use Again

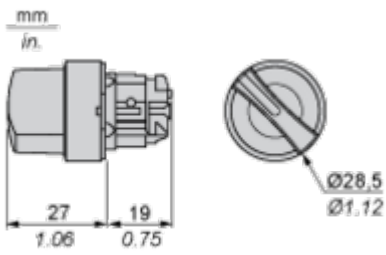
Ompakking og reproduksjon

Produktets livssyklus [Informasjon om levetidsslutt](#)

Tilbaketakning No



Dimensions Drawings

Dimensions



Mounting and Clearance

Panel Cut-out for Pushbuttons, Switches and Pilot Lights (Finished Holes, Ready for Installation)

Connection by Screw Clamp Terminals or Plug-in Connectors or on Printed Circuit Board	Connection by Faston Connectors
	
<p>(1) Diameter on finished panel or support (2) 40 mm min. / 1.57 in. min. (3) 30 mm min. / 1.18 in. min. (4) $\varnothing 22.5 \text{ mm} / 0.89 \text{ in. recommended } (\varnothing 22.3 \text{ mm }_0^{+0.4} / 0.88 \text{ in. }_0^{+0.016})$ (5) 45 mm min. / 1.78 in. min. (6) 32 mm min. / 1.26 in. min.</p>	



(1) Panel

(2) Printed circuit board

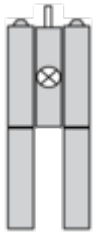
Mounting of Adapter (Socket) ZBZ 01•

- 1 2 elongated holes for ZBZ 006 screw access
- 2 1 hole \varnothing 2.4 mm ± 0.05 / 0.09 in. ± 0.002 for centring adapter ZBZ 01•
- 3 8 × \varnothing 1.2 mm / 0.05 in. holes
- 4 1 hole \varnothing 2.9 mm ± 0.05 / 0.11 in. ± 0.002, for aligning the printed circuit board (with cut-out marked a)
- 5 1 elongated hole for aligning the printed circuit board (with cut-out marked b)
- 6 4 holes \varnothing 2.4 mm / 0.09 in. for clipping in adapter ZBZ 01•

Dimensions An + 18.1 relate to the \varnothing 2.4 mm ± 0.05 / 0.09 in. ± 0.002 holes for centring adapter ZBZ 01•.

Technical Description

Electrical Composition Corresponding to Code M3



Electrical Composition Corresponding to Code M4



Electrical Composition Corresponding to Codes M6 and P2



Electrical Composition Corresponding to Codes M5, M10, MF1, MR1 and MF2



Legend

Single contact



Double contact



Light block



Possible location



Sequence of Contacts Fitted to 3-position Selector Switch Body

Position 315°



Push	Position	Top			
		Bottom			
	Location		Left		Right
	State		1		0
Contacts	N/O		closed	open	
	N/C		open	closed	

Position 0°



Push	Position	Top			
		Bottom			
	Location		Left		Right
	State		0		0
Contacts	N/O		open	open	
	N/C		closed	closed	

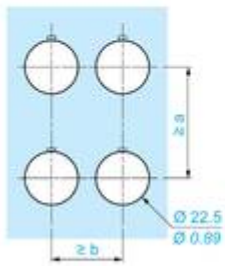
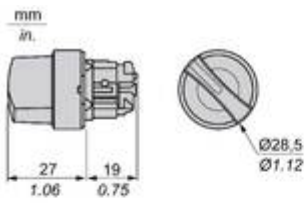
Position 45°



Push	Position	Top			
		Bottom			
	Location		Left		Right
	State		0		1
Contacts	N/O		open	closed	
	N/C		closed	open	

Technical Illustration

Dimensions




		a (mm)	a (in.)	b (mm)	b (in.)
		40	1.57	30	1.18
ZBE.....	ZBV.....				
		45	1.77	32	1.26
ZBE.....3	ZBV.....3				
		40	1.57	30	1.18
ZBE.....4	ZBV.....4				
		50	1.97	30	1.18
ZBE.....5	ZBV.....5				
		40	1.57	30	1.18
ZBE.....9	ZBV.....9				
		40	1.57	30	1.18
ZBRT•	ZBRV1				

Offer Marketing Illustration

Product benefits / Features

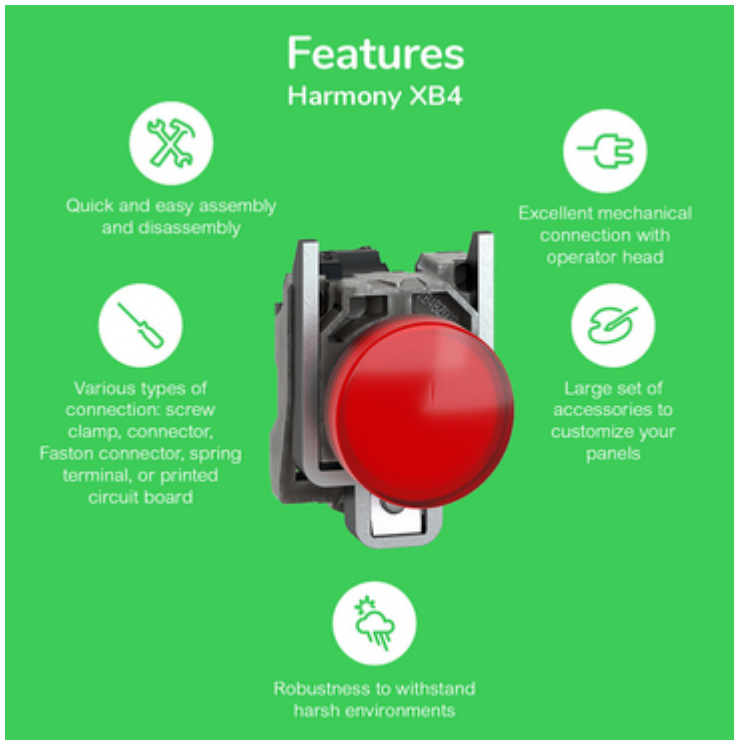
Technical Benefits

Harmony XB4



Offer Marketing Illustration

Product benefits / Features



The infographic features a central image of a red Schneider XB4 circuit breaker. It is surrounded by five circular icons, each with a corresponding text description of a feature. The background is a solid green color.

Features Harmony XB4

- Quick and easy assembly and disassembly** (Icon: crossed wrench and screwdriver)
- Excellent mechanical connection with operator head** (Icon: hand holding a plug)
- Large set of accessories to customize your panels** (Icon: plug with a slash through it)
- Robustness to withstand harsh environments** (Icon: lightning bolt and rain cloud)
- Various types of connection: screw clamp, connector, Faston connector, spring terminal, or printed circuit board** (Icon: screwdriver)

Image of product / Alternate images

Alternative

