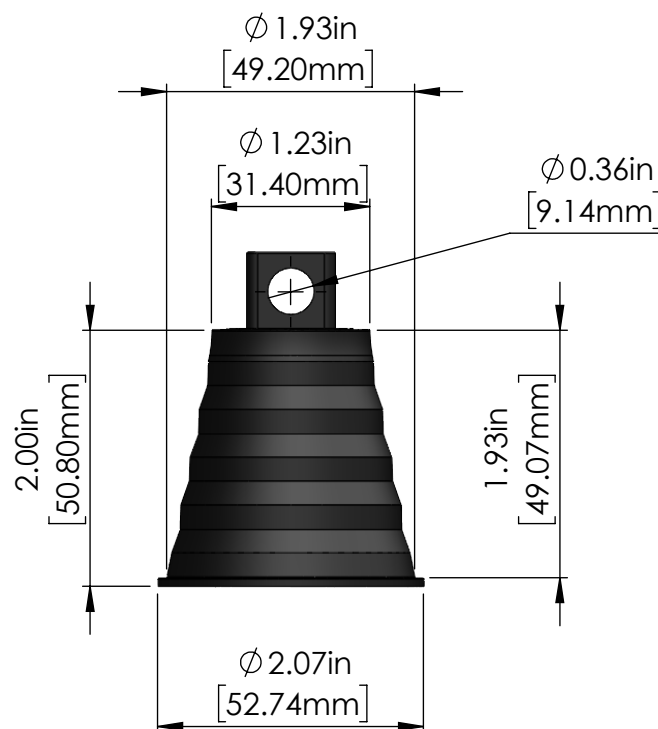
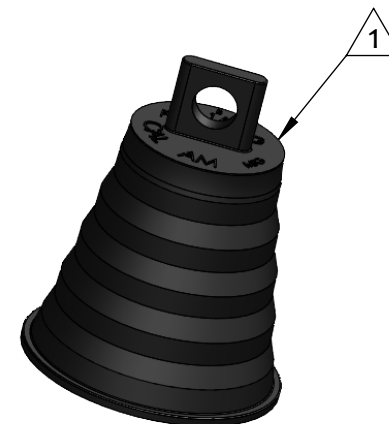
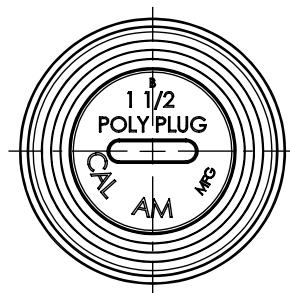


CONDUIT ID RANGE	APPLICABLE 1.5" [40mm] CONDUIT
1.28" - 1.93" [32.51mm - 49.20mm]	PVC SCH 40 PVC SCH 80 PVC DB 120 PVC DB 60 EMT HDPE SCH 40 F2160 HDPE SCH 40 UL651A HDPE SCH 80 F2160 HDPE SCH 80 UL651A HDPE SDR 11 HDPE SDR 13.5 HDPE SDR 15.5 HDPE SDR 9

Applicable conduit types based on product's conduit ID range meeting or exceeding conduit ID dimensions specified in one or more of following standards: UL651, UL651A, ASTM F2160, NEMA TC 6 & 8



NOTES:

1 Material: LDPE, Black

TITLE		POLY PLUG 1.5" 40mm	
PROPRIETARY AND CONFIDENTIAL THE INFORMATION CONTAINED IN THIS DRAWING IS THE SOLE PROPERTY OF CAL AM MANUFACTURING. ANY REPRODUCTION IN PART OR AS A WHOLE WITHOUT THE WRITTEN PERMISSION OF CAL AM MANUFACTURING IS PROHIBITED.	DRAWN	JC.MORENO	DATE: 05/09/2023
	DRAWING NO.	2250-015B MKT	UNLESS OTHERWISE SPECIFIED DIMENSIONS ARE IN INCHES TOLERANCES: X \pm 0.1 X.X \pm 0.05 X.XX \pm 0.030 X.XXX \pm 0.020
	REVISION	A	
	SCALE:	1:2	PRODUCT NUMBER: 2250-015B



SHEET 1 OF 1