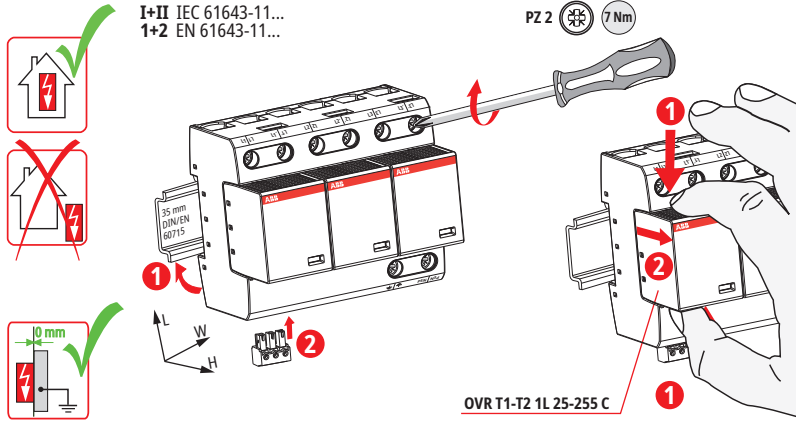


OVR T1-T2 3L 75-255 P TS

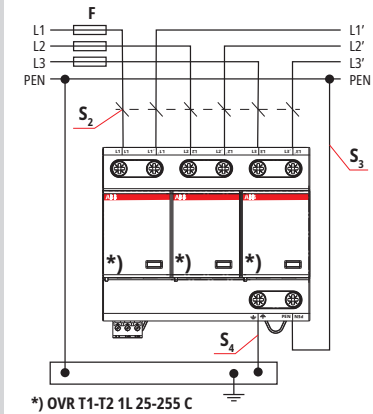
- DE Einbauanleitung
- GB Installation instructions
- IT Istruzioni di montaggio
- FR Instructions de montage
- NL Montagehandleiding
- ES Instrucciones de montaje
- PT Instruções de montagem
- DK Monteringsvejledning
- SE Monteringsanvisning
- FI Asennusohje
- GR Οδηγίες συναρμολόγησης
- PL Instrukcja montażu
- CZ Návod k montáži
- TR Montaj kılavuzu
- RU Инструкция по монтажу
- CN 安装说明
- HU Szerelési útmutató
- JP 設置説明書



OVR T1-T2 3L 75-255 P TS	
	OVR T1-T2 1L 25-255 C
$U_N / \text{Tol.} \pm 10\%$	230 / 400 V (50/60 Hz)
U_C	264 V (50/60 Hz)
I_n 1)	50 kA _{rms}
I_{SCCR}	50 kA _{rms}
I_{imp} 10/350 μ s	25 kA (L \Rightarrow PEN) 75 kA (L1+L2+L3 \Rightarrow PEN)
max. 2)	125 A gG
max. 3)	315 A gG
ϑ	-40°C ... +80°C (... +60°C 2))
I_{PE}	<< 10 μ A
Φ	5% ... 95%
IP 4)	20
L x W x H	90 mm x 108 mm x 73 mm

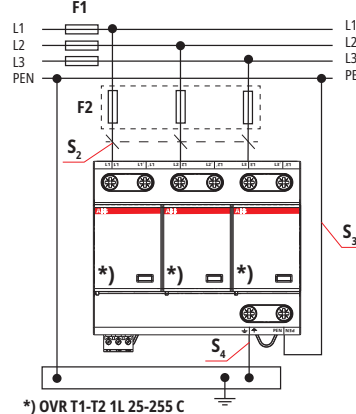
	15.5 mm	15.5 mm	15.5 mm
min. \square L1, L1', L2, L2', L3, L3', PEN, \downarrow	10 mm ²		
max. \square L1, L2, L3, PEN	35 mm ²	50 mm ²	
max. \square L1', L2', L3', \downarrow	25 mm ²	35 mm ²	
\square	16 mm ² Cu ≥ 15.5 mm		

2) TNC



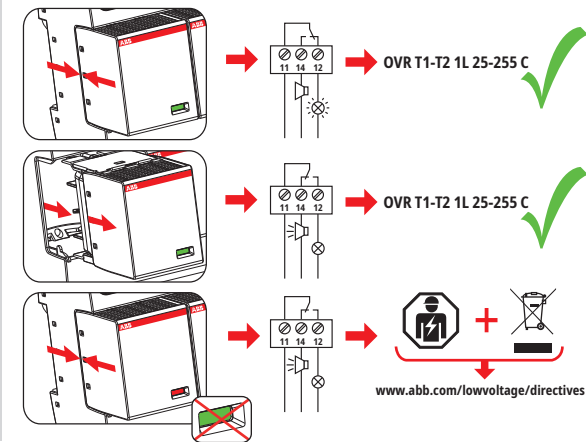
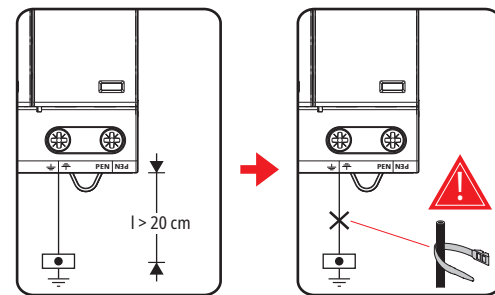
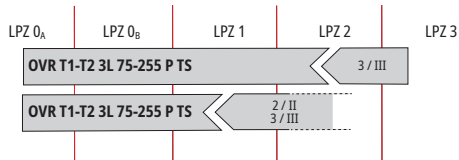
OVR T1-T2 3L 75-255 P TS				
F	S_2 / mm ²	S_3 / mm ²	S_4 / mm ²	
F \leq 125 A gG	10	16	16	✓
25	10	16	16	
35	10	16	16	
40	10	16	16	
50	10	16	16	
63	10	16	16	
80	16	16	16	
100	25	16	16	
125	35	16	16	

3) TNC



OVR T1-T2 3L 75-255 P TS				
F1	S_2 / mm ²	S_3 / mm ²	S_4 / mm ²	F2
F1 > 315 A gG	10	16	16	---
35	10	16	16	---
40	10	16	16	---
50	10	16	16	---
63	10	16	16	---
80	10	16	16	---
100	16	16	16	---
125	16	16	16	---
160	25	25	25	---
200	35	35	25	---
250	35	35	25	---
315	50	50	25	---
>315	50	50	25	315

F1	S_2 / mm ²	S_3 / mm ²	S_4 / mm ²	F2
F1 > 315 A gG	10	16	16	---
35	10	16	16	---
40	10	16	16	---
50	10	16	16	---
63	10	16	16	---
80	10	16	16	---
100	16	16	16	---
125	16	16	16	---
160	25	25	25	---
200	35	35	25	---
250	35	35	25	---
315	50	50	25	---
>315	50	50	25	315



OVR T1-T2 3L 75-255 P TS	
U_N / I_N	AC: 250 V / 0.5 A
	DC: 250 V / 0.1 A 125 V / 0.2 A 75 V / 0.5 A
	max. 1.5 mm ²

