


PRODUCT ENVIRONMENTAL PROFILE

Environmental Product Declaration

ABB GEARED MOTOR DEVICE MOE XT2-XT4 (IT)

May 2025



REGISTRATION NUMBER ABBG-00425-V01.01-EN	IN COMPLIANCE WITH PCR-ED4-EN-2021 09 06 SUPPLEMENTED BY PSR-0005-ED3.1-EN-2023 12 08
VERIFIER ACCREDITATION NUMBER VH50	INFORMATION AND REFERENCE DOCUMENTS www.pep-ecopassport.org
DATE OF ISSUE 05-2025	VALIDITY PERIOD 5 years
INDEPENDENT VERIFICATION OF THE DECLARATION AND DATA, IN COMPLIANCE WITH ISO 14025: 2006	
INTERNAL <input type="checkbox"/>	EXTERNAL <input checked="" type="checkbox"/>
THE PCR REVIEW WAS CONDUCTED BY A PANEL OF EXPERTS CHAIRED BY JULIE ORGELET (DDEMAIN)	
PEP ARE COMPLIANT WITH XP C08-100-1 :2016 OR EN 50693:2019 OR NF E38-500:2022	
THE ELEMENTS OF THE PRESENT PEP CANNOT BE COMPARED WITH ELEMENTS FROM ANOTHER PROGRAM.	
DOCUMENT IN COMPLIANCE WITH ISO 14025: 2006 « ENVIRONMENTAL LABELS AND DECLARATIONS. TYPE III ENVIRONMENTAL DECLARATIONS »	
	
© Copyright 2022 ABB. All rights reserved.	

EPD Owner	ABB S.p.A. Via Luciano Lama, 33, 20099 Sesto San Giovanni (MI) – Italy www.abb.com	
Manufacturer name and address	ABB S.p.A. Via E. Fermi 40 - 03100 Frosinone (FR) - Italy	
Company contacts	EPD_ELSP@in.abb.com	
Reference product	MOE XT2-XT4 220...250V ac/dc	
Description of the product	<p>Motor operators are the devices that allow circuit-breakers to open and close in remote mode, by means of electric controls and locally, directly from the front, by means of a special mechanism. The device automatically reloads the springs of the operating device when they are discharged and energized. In the event of a lack of power, the springs can be manually charged by using a dedicated lever on the operating device Suitable for applications from 160 A to 1600 A, the TMAX XT offers exceptional breaking capacity for all voltages and applications.</p>	
Functional unit	<p>The functional unit to this study is a single motor operator MOE XT2-XT4 to allow quick and convenient installation or extraction of a TMAX XT series of molded case circuit breaker over a 20-year period, with a nominal current of 160A to 1600A used in this analysis.</p>	
Other products covered	MOE XT2-XT4 24V dc MOE XT2-XT4 48...60V dc MOE XT2-XT4 110...125V ac/dc MOE XT2-XT4 380...440V ac MOE XT2-XT4 480...525V ac MOE-E XT2-XT4 24V dc X COM. A DISTANZA	MOE-E XT2-XT4 48...60V dc X COM.A DIST. MOE-E XT2-XT4 110..125V ac/dc X COM.DIST MOE-E XT2-XT4 220..250V ac/dc X COM.DIST MOE-E XT2-XT4 380...440V ac X COM.DIST. MOE-E XT2-XT4 480..525V ac X COM.A DIST.
Reference lifetime	20 years	
Product category	other equipment	
Use Scenario	Opening and closing energy consumption measured with lab tests	
Geographical representativeness	Raw materials & Manufacturing: [Global] Assembly: [Italy] Distribution / Use: [Global] specific sales mix EoL: [Global]	
Technological representativeness	Materials and processes data are specific to the production of MOE XT2-XT4 220...250V ac/dc	
LCA Study	This study is based on the LCA study described in the LCA report 1SDH002527A1008	
EPD type	Product Family Declaration	
EPD scope	“Cradle to grave”	
Year of reported primary data	2023	
LCA software	SimaPro 9.6.0.1 (2024)	
LCI database	Ecoinvent v3.10 (2024)	
LCIA methodology	EN 15804:2012+A2:2019	

STATUS	SECURITY LEVEL	PEP ECOPASSPORT REG. NUMBER	DOCUMENT ID.	REV.	LANG.	PAGE
Approved	Public	ABBG-00425-V01.01-EN	1SDH002527A1004	A.002	en	2/19

Contents

ABB Purpose & Embedding Sustainability	4
General Information	4
Constituent Materials	6
LCA background information	7
Functional unit and Reference Flow	7
System boundaries and life cycle stages	7
Temporal and geographical boundaries	7
Boundaries in the life cycle.....	8
Data quality.....	8
Environmental impact indicators	8
Allocation rules.....	8
Limitations and simplifications	9
Energy Models.....	9
Inventory analysis	10
Environmental impacts	13
Additional environmental information	16
References	19

STATUS	SECURITY LEVEL	PEP ECOPASSPORT REG. NUMBER	DOCUMENT ID.	REV.	LANG.	PAGE
Approved	Public	ABBG-00425-V01.01-EN	1SDH002527A1004	A.002	en	3/19



ABB Purpose & Embedding Sustainability

ABB is a leading global technology company that energizes the transformation of society and industry to achieve a more productive, sustainable future. By connecting software to its electrification, robotics, automation and motion portfolio, ABB pushes the boundaries of technology to drive performance to new levels. With a history of excellence stretching back more than 130 years, ABB's success is driven by about 105 thousand talented employees in over 100 countries.

ABB's Electrification business offers a wide-ranging portfolio of products, digital solutions and services, from substation to socket, enabling safe, smart and sustainable electrification. Offerings encompass digital and connected innovations for low voltage and medium voltage, including EV infrastructure, solar inverters, modular substations, distribution automation, power protection, wiring accessories, switchgear, enclosures, cabling, sensing and control. ABB is committed to continually promoting and embedding sustainability across its operations and value chain, aspiring to become a role model for others to follow. With its ABB Purpose, ABB is focusing on reducing harmful emissions, preserving natural resources and championing ethical and humane behavior.



General Information

ABB's Frosinone factory represents a centre of excellence in ABB for the development and manufacture of low-voltage circuit breakers. The 150,000 square-meter facility with 800 employees is highly automated and produces more than three million circuit breakers every year. A Lighthouse Plant, selected by the Italian government as a model for digital transformation and Industry 4.0 strategies, Frosinone promotes smart, digitalized, and connected operations, increasing efficiency across the full value chain. Achieving zero production waste to landfill was a whole-factory program. Flexibility, lean production processes, capacity to efficiently and rapidly meet market demands, and process innovation are some of the most significant characteristics of this site.

ABB IT-ELSP adopts and implements for its own activities an integrated Quality/Environmental/Health Management System in compliance with the following standards:

- UNI EN ISO 9001/2015 - Quality Management Systems – Requirements
- UNI EN ISO 14001/2015 - Environmental management systems – Specification with guidance for use
- UNI EN ISO 45001:2018 - Occupational Health and Safety Assessment Series – Requirements
- SA 8000:2014 - Social Accountability 8000 – SA 8000

ABB offers a wide range of low voltage Air Circuit Breakers & Molded Case Circuit Breakers for different applications. The primary scope of Low Voltage Circuit Breakers is to isolate parts of an electrical distribution system in the event of abnormal conditions. Abnormal conditions are generally caused by faults on a system which can lead to dangerous situations for both people and the system itself. In addition to providing system protection, circuit breakers enable parts of the electrical distribution to be isolated for operation and maintenance.

In the factory, the different components and subassemblies are assembled on the manufacturing line. All components and subassemblies are produced by ABB's suppliers and are only assembled in the factory.

STATUS	SECURITY LEVEL	PEP ECOPASSPORT REG. NUMBER	DOCUMENT ID.	REV.	LANG.	PAGE
Approved	Public	ABBG-00425-V01.01-EN	1SDH002527A1004	A.002	en	4/19

Product cluster

ABB's new TMAX XT series of Molded Case circuit-breakers, combine the finest protection that has always characterized ABB's molded case circuit breakers with the most precise metering and connectivity functionalities, providing designers, installers and end-users exclusive solutions for their daily needs. Suitable for applications from 160 A to 1600 A, the TMAX XT offers exceptional breaking capacity for all voltages and applications. Combined with high-precision electronic relays of the smallest sizes, the new series protects equipment investments and ensures uninterrupted operation and high availability.

The motor automatically recharges the closing springs of the circuit-breaker when these are discharged. The motor is equipped with a limit contact S33 M/1 that interrupts the power supply of the motor after charging of the springs is completed. The motor is equipped with a limit contact S33 M/2 that signals the state of the charged springs. For information on the S33 M/2 limit contact refer to the dedicated paragraph "S33 M/2: springs charged signaling contact" in this chapter.

Official declarations 1SDL000282R1377 [13] and 1SDL000282R1378 [14] states compliance of ABB molded case circuit breakers and air circuit breakers respectively to RoHS II and REACH regulations; annex 1SDL000571R0 [15] provides exemptions considered for RoHS II while annex 1SDL000572R0 [16] lists REACH substances present in a concentration above 0,1% adding reference to products where involved parts are mounted.

STATUS	SECURITY LEVEL	PEP ECOPASSPORT REG. NUMBER	DOCUMENT ID.	REV.	LANG.	PAGE
Approved	Public	ABBG-00425-V01.01-EN	1SDH002527A1004	A.002	en	5/19



Constituent Materials

MOE XT2-XT4 220...250V AC/DC

The representative product is MOE XT2-XT4 220...250V ac/dc which weighs 1.6 kg including paper documentation and packaging.

Materials	Name	IEC 62474 MC	[g]	Weight %
Metals	Steel	M-119	758.7	47.6%
	Cu and Cu Alloys	M-121	159.0	10.0%
	Stainless Steel	M-100	41.3	2.6%
Plastics	Polycarbonate	M-254	166.1	10.4%
	Polyamide	M-258	67.3	4.2%
	Polyethylene	M-251	37.1	2.3%
	PolyOxyMethylene	M-205	6.0	0.4%
	Elastomer	M-320	1.1	<0.1%
	PolyVinylChloride	M-250	0.6	<0.1%
	Unsaturated Polyester	M-301	0.2	<0.1%
Other	Paper/Cardboard	M-341	298.5	18.7%
	Others	N/A	57.3	3.6%
Total			1593.2	100.0%

Table 1: Weight of materials MOE XT2-XT4 220...250V ac/dc

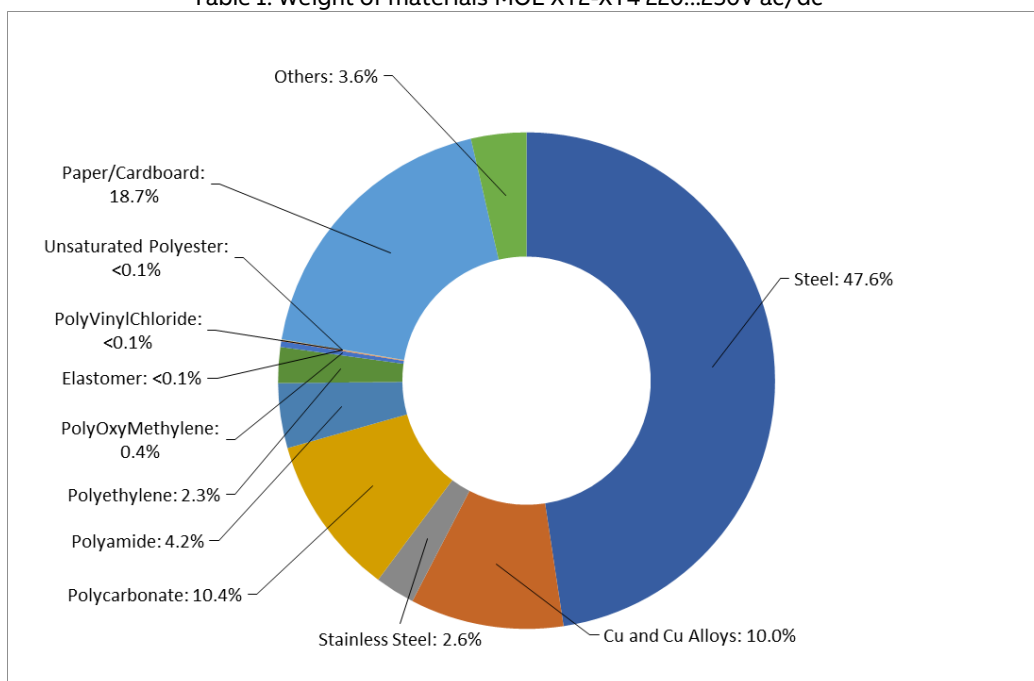


Figure 1: Composition of MOE XT2-XT4 220...250V ac/dc
Packaging for reference product MOE XT2-XT4 220...250V AC/DC weighs 257.12 g, with the following substance composition:

Material	Unit	MOE XT2-XT4 220...250V ac/dc
Corrugated Cardboard	g	246.24
Polyethylene	g	10.88

Table 2: Weight of packaging materials MOE XT2-XT4 220...250V ac/dc



LCA background information

Functional unit and Reference Flow

The functional unit is the reference unit used to quantify the performance of the service delivered by a product to the user. The main purpose of the functional unit is to provide a reference to which inputs and outputs are related in the LCA.

The functional unit to this study is a single motor operator MOE XT2-XT4 to allow quick and convenient installation or extraction of a TMAX XT series of molded case circuit breaker over a 20-year period, with a nominal current of 160A to 1600A used in this analysis.

The Reference Flow of the study is a MOE XT2-XT4 220...250V AC/DC (including packaging) with mass described in chapter 1.3, table 1 & 2.

System boundaries and life cycle stages

The life cycle of a MOE XT2-XT4 motor operator, an EEPS (Electronic and Electrical Products and Systems), is a “from cradle to grave” analysis and covers the following main life cycle stages: manufacturing, including the relevant acquisition of raw material, preparation of semi-finished goods, etc. and processing steps; distribution; installation, including the relevant steps for the preparation of the product for use; use including the required maintenance steps within the RSL (reference service life of the product) associated to the reference product; end-of-life stage, including the necessary steps until final disposal or recovery of the product system.

The following table shows the stages of the product life cycle and the information stages according to EN 50693:2019 [3] for the evaluation of electronic and electrical products and systems.

Manufacturing	Distribution	Installation	Use	End-of-Life (EoL)
Acquisition of raw materials		Installation		Deinstallation
Transport to manufacturing site	Transport to distributor/ logistic center	EoL treatment of generated waste	Usage	Collection and transport
Components/parts manufacturing	Transport to place of use	(packaging)	Maintenance	EoL treatment
Assembly				
Packaging				
EoL treatment of generated waste				

Table 3: Phases for the evaluation of construction products according to EN50693:2019 [3].

Temporal and geographical boundaries

The ABB component suppliers are sourced all over the world. All primary data collected are from 2023, which is a representative production year. Secondary data are also representative for this year, as provided by ecoinvent [6].

STATUS	SECURITY LEVEL	PEP ECOPASSPORT REG. NUMBER	DOCUMENT ID.	REV.	LANG.	PAGE
Approved	Public	ABBG-00425-V01.01-EN	1SDH002527A1004	A.002	en	7/19

The selected ecoinvent [6] processes in the LCA model have a global representativeness, due to the unclear origin of each component. In this way, a conservative approach has been adopted.

Boundaries in the life cycle

As indicated in the PCR capital goods such as buildings, machinery, tools and infrastructure, the packaging for internal transport which cannot be allocated directly to the production of the reference product, may be excluded from the system boundary.

Infrastructures, when present, such as processes deriving from the ecoinvent [6] database have not been excluded.

Data quality

In this PEP, both primary and secondary data are used. Site specific foreground data have been provided by ABB. Main data sources are the bill of materials & drawings which are available on the ERP (SAP) & Windchill. For all processes for which primary are not available, generic data originating from the ecoinvent database [6], allocation cut-off by classification, are used. The ecoinvent database available in the SimaPro software [7] is used for the calculations.

The data quality characterized by quantitative and qualitative aspects, is presented in Appendix 1. Each data quality parameter has been rated according to DQR tables from Chapter 7.19.2.2 of the Product Environmental Footprint Guide v.6.3 to give an indication of geography, technology, and temporal representativeness.

Environmental impact indicators

The information obtained from the inventory analysis is aggregated according to the effects related to the various environmental issues. According to PCR [1] and EN 50693 [3] the environmental impact indicators must be determined using the characterization factors and impact assessment methods specified in EN 15804:2012+A2:2019 [8].

PCR [1] and the EN 50693:2019 [3] standard establish four indicators for climate change: Climate change (total) which includes all greenhouse gases; Climate change (fossil fuels); Climate change (biogenic) which includes the emissions and absorption of biogenic carbon dioxide and biogenic carbon stored in the product; Climate change (land use) - land use and land use transformation. Other indicators as per the PCR [1].

Allocation rules

Allocation coefficients are based on the per piece consumption for electricity, water apart from assembly processes the whole production line is temperature-regulated throughout the year. The allocation of the total amount of waste generated by the production line as well, has been based on this criterion.

STATUS	SECURITY LEVEL	PEP ECOPASSPORT REG. NUMBER	DOCUMENT ID.	REV.	LANG.	PAGE
Approved	Public	ABBG-00425-V01.01-EN	1SDH002527A1004	A.002	en	8/19

Limitations and simplifications

Raw materials life cycle stage includes the extraction of raw materials as well as the transport distances to the manufacturing suppliers. These distances are assumed to be 1000 km assuming no specific data available PCR [1]. This distance has been added to the one already included in the market processes used for the model, as a result of a conservative choice made by the LCA operators.

Surface treatments like galvanizing, silver plating as well as their related transport processes (back and forth from the finishing suppliers) have been considered in the LCA model. Scraps for metal working and plastic processes are included when already defined in Ecoinvent [6].

The only limitations and simplifications applied to this study are listed in the following table.

Category	Description
Coatings	Phosphate surface treatment, stearate coating has been excluded by operational choice
Grease lubricant	Application of grease lubricant on the circuit breakers operating mechanism has been cutoff since its negligible amount
Packaging	An average packaging content of 5% of the mass of the reference equipment has been considered as follow- Wood 50%, Cardboard 40%, Low density polyethylene 10%.
Tranports	Specific transport parameters along the entire supply chain of the reference products have been considered as representative for all the products covered by the study
MU Emissions	Particulate matter (PM) emissions from welding machines have been excluded since their periodic measurement shows negligible amount
MU Emissions	Impacts related to the production, transportation and installation of capital goods (buildings, infrastructure, machinery, internal transport packaging) and general operations that cannot be directly allocated to products have been excluded

Table 4: Limitation and simplification used in each LCA stage.

Energy Models

LCA Stage	EN 15804:2012 +A2:2019 module	Energy model	Notes
Raw material extraction and processing	A1-A2	Electricity, {RER} market group for Cut-off Electricity, {GLO} market group for Cut-off	Based on materials and supplier's locations

Manufacturing	A3	Electricity, low voltage {RER} market group for electricity, low voltage Cut-off, S	-
Installation (Packaging EoL)	A5	Electricity, {GLO} market group for Cut-off	-
Use Stage	B6	Electricity, {country mix} market group for Cut-off	-
EoL	C1-C4	Electricity, {GLO} market group for Cut-off	-

Table 5: Energy models used in each LCA stage.

** Please refer the use phase for further description



Inventory analysis

In this PEP, both primary and secondary data are used. Site specific foreground data have been provided by ABB. For data collection, Bills of Material (BOM) extracted from ABB's internal SAP and Windchill ERP were used. They are a list of all the components and assemblies that constitute the finished product, organized by hierarchy level. Each item is matched with its code, quantity, weight and supplier. The BOMs were then processed, adding material, surface area, volume and weight data, taken from technical drawings/datasheets. Finally, the manufacturing process and surface treatment were assigned, according to information provided by R&D personnel. Road distances between the suppliers and ABB were calculated using Google Maps, and marine distances using Distances & Time (Searates).

All primary data collected from ABB are from 2023, which was a representative production year. The ecoinvent cut-off by classification system processes [6] are used to represent the LCA model.

To improve both the inventory and modelling phase of the product, a specific modular dataset framework has been adopted. Raw materials and Manufacturing processes datasets from Ecoinvent database [6] have been clustered and listed inside two distinct mater data tables ABB Raw Materials and ABB Materials & Processes. Data used in the analysis is not older than 10 years.

Manufacturing stage

The motor operator is composed of a multitude of components, all of which are made from of numerous materials.

All the motor operator's components have been modelled according to their specific raw materials and manufacturing processes.

The single use packaging as well as paper documentation are also included in the analysis in the manufacturing stage. ABB receives packaged product from supplier, sorts, repacks and delivers to the customer according to the orders.

Most of the inputs to the products' manufacturing stage are already produced component parts from the supply chain.

The entire supplier's network has been modelled with the calculation of each transportation stage, from the first manufacturing supplier to the next.

STATUS	SECURITY LEVEL	PEP ECOPASSPORT REG. NUMBER	DOCUMENT ID.	REV.	LANG.	PAGE
Approved	Public	ABBG-00425-V01.01-EN	1SDH002527A1004	A.002	en	10/19

All the distances from the last subassembly suppliers' factories to the ABB facility have been calculated.

The complete energy mix has been modeled considering the GO on energy origins provided to ABB for the year 2023.

Distribution

The transport distances from ABB manufacturing plant to the distribution centers (regional distribution centers / local sales organizations) have been calculated considering the specific 2023 sales mix data for cluster (SAP ERP sales data as a source). An additional 1000km distance is considered as per the PCR [1].

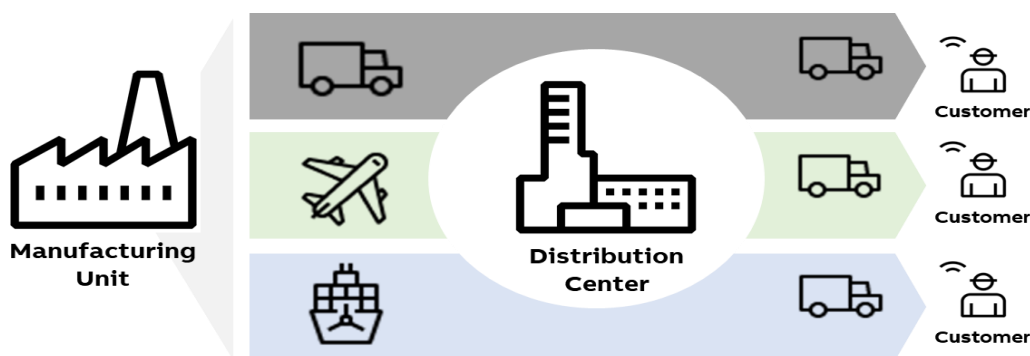


Figure 2: Distribution methodology.

Installation

The installation phase only implies manual activities, and no energy is consumed. This phase also includes the disposal of the packaging of the motor operator.

For the disposal of the packaging after installation of the product at the end of its life, a transport distance of 100 km (according to PCR [1]) was assumed.

The actual disposal site is unknown and is managed by the customer. The disposal scenario of the packaging was calculated based on the latest average data for 2023 available.

Use

Use and maintenance are modelled according to the PCR [1].

Product Family	Sum (Wh)	N° operations
MOE-E TMAX XT XT2-XT4	0.04	25000

Table 8: Use phase parameters

The formula for the calculation of the electricity consumed is shown below and it is described as follows:

$$E_{use} [kWh] = \frac{(E_{open} + E_{close}) * RSL}{1000}$$

The Energy model used for this phase has been modeled based on the 2023 actual sales mix data (SAP ERP sales data as a source). From Ecoinvent [6] database, the low voltage electricity country mix for each country_(x) has been selected with its respective percentage on the total sales mix (Electricity, low voltage [Country] | market for | Cut-off, S).

Since no maintenance happens during the use phase, the environmental impacts linked to this procedure have been considered as null in the analysis.

End of life

The end-of-life stage is modelled according to IEC/TR 62635 [9]. The percentages for end-of-life treatments of materials are taken from IEC/TR 62635 [9].

Since no specific data is available, the transport distances from the place of use to the place of disposal are assumed to be 100 km (local/domestic transport by lorry, according to PCR [1]).

STATUS	SECURITY LEVEL	PEP ECOPASSPORT REG. NUMBER	DOCUMENT ID.	REV.	LANG.	PAGE
Approved	Public	ABBG-00425-V01.01-EN	1SDH002527A1004	A.002	en	12/19



Environmental impacts

The following table show the environmental impact indicators of the life cycle of a MOE XT2-XT4 220...250V ac/dc as indicated by PCR [1] and EN 50693:2019 [3]. The indicators are divided into the contribution of the processes to the different stages (manufacturing, distribution, installation, use and end-of-life).

Impact category	Unit	Total	Manufacturing	Distribution	Installation	Use	End of Life
GWP-total	kg CO2 eq	1.67E+01	1.37E+01	1.43E+00	1.42E-01	4.84E-01	9.37E-01
GWP-fossil	kg CO2 eq	1.62E+01	1.37E+01	1.43E+00	2.16E-02	4.59E-01	5.46E-01
GWP-biogenic	kg CO2 eq	5.12E-01	-2.45E-02	2.93E-04	1.21E-01	2.50E-02	3.91E-01
GWP-luluc	kg CO2 eq	1.69E-02	1.58E-02	1.70E-04	2.83E-06	4.60E-04	4.73E-04
ODP	kg CFC11-eq	2.21E-07	1.85E-07	2.34E-08	8.44E-11	8.22E-09	4.46E-09
AP	mol H+ eq	1.65E-01	1.55E-01	5.93E-03	3.73E-05	2.12E-03	2.28E-03
EP-freshwater	kg P eq	1.46E-02	1.42E-02	3.59E-05	8.10E-07	2.42E-04	1.65E-04
EP-marine	kg N eq	2.34E-02	2.01E-02	2.35E-03	4.03E-05	3.57E-04	5.31E-04
EP-terrestrial	mol N eq	2.52E-01	2.18E-01	2.57E-02	1.45E-04	3.56E-03	4.94E-03
POCP	kg NMVOC eq	8.21E-02	7.06E-02	8.56E-03	5.18E-05	1.30E-03	1.57E-03
ADP-m&m	kg Sb eq	2.76E-03	2.76E-03	1.02E-06	1.54E-08	4.65E-06	1.48E-06
ADP-fossil	MJ	2.11E+02	1.78E+02	1.93E+01	7.22E-02	7.25E+00	6.11E+00
WDP	m3 of equiv. depriv.	6.40E+00	6.11E+00	4.09E-02	-1.19E-03 [®]	1.97E-01	5.60E-02
PENRE	MJ	2.03E+02	1.71E+02	1.93E+01	7.22E-02	7.25E+00	6.11E+00
PENRM	MJ	7.81E+00	7.81E+00	0.00E+00	0.00E+00	0.00E+00	0.00E+00
PENRT	MJ	2.11E+02	1.78E+02	1.93E+01	7.22E-02	7.25E+00	6.11E+00
PERE	MJ	2.16E+01	1.87E+01	1.18E-01	2.37E-03	2.18E+00	6.17E-01
PERM	MJ	3.90E+00	3.90E+00	0.00E+00	0.00E+00	0.00E+00	0.00E+00
PERT	MJ	2.55E+01	2.26E+01	1.18E-01	2.37E-03	2.18E+00	6.17E-01
SM	kg	3.16E-01	3.16E-01	0.00E+00	0.00E+00	0.00E+00	0.00E+00
RSF	MJ	0.00E+00	0.00E+00	0.00E+00	0.00E+00	0.00E+00	0.00E+00
NRSF	MJ	0.00E+00	0.00E+00	0.00E+00	0.00E+00	0.00E+00	0.00E+00
PET	MJ	2.37E+02	2.01E+02	1.94E+01	7.46E-02	9.43E+00	6.73E+00
FW	m3	1.84E-01	1.74E-01	1.33E-03	-2.57E-06	6.80E-03	2.21E-03
HWD	kg	3.06E-03	2.88E-03	1.32E-04	5.17E-07	2.71E-05	1.66E-05
N-HWD	kg	3.23E+00	1.56E+00	3.65E-01	2.02E-01	2.50E-02	1.08E+00
RWD	kg	3.19E-04	2.86E-04	2.33E-06	4.07E-08	1.93E-05	1.12E-05
CfR	kg	0.00E+00	0.00E+00	0.00E+00	0.00E+00	0.00E+00	0.00E+00
MfR	kg	1.48E+00	3.37E-01	0.00E+00	1.76E-01	0.00E+00	9.71E-01
MfER	kg	3.20E-01	0.00E+00	0.00E+00	5.96E-02	0.00E+00	2.60E-01
EN	MJ by energy vector	0.00E+00	0.00E+00	0.00E+00	0.00E+00	0.00E+00	0.00E+00
PM	disease inc.	1.08E-06	1.00E-06	4.00E-08	5.12E-10	8.40E-09	2.53E-08
IRP	kBq U-235 eq	1.28E+00	1.14E+00	9.50E-03	1.65E-04	7.59E-02	4.60E-02
ETP-fw	CTUe	3.80E+02	3.74E+02	1.98E+00	9.28E-01	1.44E+00	2.13E+00
HTP- c	CTUh	2.45E-07	2.41E-07	2.84E-09	3.86E-11	9.52E-10	7.76E-10
HTP- nc	CTUh	1.07E-06	1.05E-06	1.42E-08	3.46E-10	5.51E-09	5.52E-09
SQP	Pt	1.10E+02	1.02E+02	5.21E+00	5.91E-02	2.03E+00	1.29E+00

Table 6: Impact indicators for MOE XT2-XT4 220...250V AC/DC

Impact category	Unit	MOE XT2-XT4 220...250V AC/DC
Biogenic Carbon content of the product	kg	1.22E-02
Biogenic Carbon content of the associated packaging	kg	1.05E-01

Table 7: Inventory flow other indicators

@-* Negative value due to the treatment of waste in sanitary landfills:

*a Ecoinvent dataset: Waste polyethylene {RoW} treatment of waste polyethylene, sanitary landfill | Cut-off, S

*b Ecoinvent data set: Waste plastic, mixture {RoW} treatment of waste plastic, mixture, sanitary landfill | Cut-off, S

Waste graphical paper {RoW} treatment of waste graphical paper, sanitary landfill | Cut-off, S

Municipal solid waste {RoW} treatment of municipal solid waste, sanitary landfill | Cut-off, S

Environmental impact indicators

GWP-total	Global Warming Potential total (Climate change)
GWP-fossil	Global Warming Potential fossil
GWP-biogenic	Global Warming Potential biogenic
GWP-luluc	Global Warming Potential land use and land use change
ODP	Depletion potential of the stratospheric ozone layer
AP	Acidification potential
EP-freshwater	Eutrophication potential - freshwater compartment
EP-marine	Eutrophication potential - fraction of nutrients reaching marine end compartment
EP-terrestrial	Eutrophication potential -Accumulated Exceedance
POCP	Formation potential of tropospheric ozone
ADP-m&m	Abiotic Depletion for non-fossil resources potential
ADP-fossil	Abiotic Depletion for fossil resources potential
WDP	Water deprivation potential

Resource use indicators

PERE	Use of renewable primary energy excluding renewable primary energy resources used as raw material
PERM	Use of renewable primary energy resources used as raw material
PERT	Total use of renewable primary energy resources (primary energy and primary energy resources used as raw materials)
PENRE	Use of non-renewable primary energy excluding non-renewable primary energy resources used as raw material
PNERM	Use of non-renewable primary energy resources used as raw material
PENRT	Total use of non-renewable primary energy resources (primary energy and primary energy resources used as raw materials)
PET	Total use of primary energy in the lifecycle

Secondary materials, water and energy resources

SM	Use of secondary materials
RSF	Use of renewable secondary fuels
NRSF	Use of non-renewable secondary fuels
FW	FW: Net use of fresh water

Waste category indicators

HWD	Hazardous waste disposed
N-HWD	Non-hazardous waste disposed
RWD	Radioactive waste disposed

Output flow indicators

CfR	Components for reuse
MfR	Materials for recycling
MfER	Materials for energy recovery
EN	Exported energy

Other indicators

PM	Emissions of Fine particles
IRP	Ionizing radiation, human health
ETP-fw	Ecotoxicity, freshwater
HTP- c	Human toxicity, carcinogenic effects
HTP- nc	Human toxicity, non-carcinogenic effects
SQP	Impact related to Land use / soil quality

Extrapolation for Homogeneous environmental family

This PEP covers different build configurations than representative product. All the analyzed configurations have the same main functionality, product standards and manufacturing technology.

The different life cycle stages can be extrapolated to other products of the same homogeneous environmental family by applying a rule of proportionality to the parameters in the following tables, divided by different life cycle stages.

LCA Phase: Manufacturing

Product	GWP-total	GWP-fossil	GWP-biogenic	GWP-luluc	ODP	AP	EP-freshwater	EP-marine	EP-terrestrial	POCP	ADP-minerals & metals	ADP-fossil	WDP
MOE XT2-XT4 220...250V ac/dc	1.00	1.00	1.00	1.00	1.00	1.00	1.00	1.00	1.00	1.00	1.00	1.00	1.00
MOE XT2-XT4 24V dc	0.98	0.98	1.13	0.98	0.99	0.90	0.91	0.96	0.95	0.96	0.93	0.98	0.96
MOE XT2-XT4 48...60V dc	0.98	0.98	1.14	0.98	0.99	0.90	0.91	0.96	0.95	0.96	0.93	0.98	0.96
MOE XT2-XT4 110...125V ac/dc	0.98	0.98	1.14	0.98	0.99	0.90	0.91	0.96	0.95	0.96	0.93	0.98	0.96
MOE XT2-XT4 380...440V ac	1.06	1.06	1.37	1.07	1.05	1.30	1.25	1.12	1.15	1.14	1.21	1.07	1.13
MOE XT2-XT4 480...525V ac	1.06	1.06	1.37	1.07	1.05	1.30	1.25	1.12	1.15	1.14	1.21	1.07	1.13
MOE-E XT2-XT4 24V dc X COM. A DISTANZA	0.98	0.98	1.15	0.98	0.99	0.90	0.91	0.96	0.95	0.95	0.92	0.98	0.96
MOE-E XT2-XT4 48...60V dc X COM.A DIST.	0.98	0.98	1.15	0.98	0.99	0.90	0.91	0.96	0.95	0.95	0.92	0.98	0.96
MOE-E XT2-XT4 110...125V ac/dc X COM.DIST	1.19	1.19	1.14	1.22	1.24	1.10	1.16	1.17	1.16	1.21	1.26	1.19	1.11
MOE-E XT2-XT4 220...250V ac/dc X COM.DIST	1.19	1.19	1.14	1.22	1.24	1.10	1.16	1.17	1.16	1.21	1.26	1.19	1.11
MOE-E XT2-XT4 380...440V ac X COM.DIST.	1.27	1.27	1.77	1.31	1.31	1.50	1.51	1.33	1.37	1.39	1.54	1.28	1.28
MOE-E XT2-XT4 480...525V ac X COM.A DIST.	1.27	1.27	1.77	1.31	1.31	1.50	1.51	1.33	1.37	1.39	1.54	1.28	1.28

Table 8: Extrapolation factors for Manufacturing stage

Reference product: MOE XT2-XT4 220...250V AC/DC

STATUS	SECURITY LEVEL	PEP ECOPASSPORT REG. NUMBER	DOCUMENT ID.	REV.	LANG.	PAGE
Approved	Public	ABBG-00425-V01.01-EN	1SDH002527A1004	A.002	en	15/19

LCA Phase: Distribution

Product	Environmental impact categories
MOE XT2-XT4 220...250V ac/dc	1.00
MOE XT2-XT4 24V dc	1.00
MOE XT2-XT4 48...60V dc	1.00
MOE XT2-XT4 110...125V ac/dc	1.00
MOE XT2-XT4 380...440V ac	1.07
MOE XT2-XT4 480...525V ac	1.07
MOE-E XT2-XT4 24V dc X COM. A DISTANZA	1.00
MOE-E XT2-XT4 48...60V dc X COM.A DIST.	1.00
MOE-E XT2-XT4 110...125V ac/dc X COM.DIST	1.02
MOE-E XT2-XT4 220..250V ac/dc X COM.DIST	1.02
MOE-E XT2-XT4 380...440V ac X COM.DIST.	1.22
MOE-E XT2-XT4 480..525V ac X COM.A DIST.	1.22

Table 8: Extrapolation factors for Manufacturing stage

Reference product: MOE XT2-XT4 220...250V AC/DC

LCA Phase: Installation

Use phase impacts are common across all variants of the product.

LCA Phase: Use

Use phase impacts are common across all variants of the product.

LCA Phase: End of Life

Product	GWP-total	GWP-fossil	GWP-biogenic	GWP-luluc	ODP	AP	EP-freshwater	EP-marine	EP-terrestrial	POCP	ADP-minerals & metals	ADP-fossil	WDP
MOE XT2-XT4 220...250V ac/dc	1.00	1.00	1.00	1.00	1.00	1.00	1.00	1.00	1.00	1.00	1.00	1.00	1.00
MOE XT2-XT4 24V dc	0.97	0.95	1.00	0.94	0.94	0.95	0.94	0.95	0.95	0.95	0.99	0.94	0.94
MOE XT2-XT4 48...60V dc	0.97	0.95	1.00	0.94	0.94	0.95	0.94	0.95	0.95	0.95	0.99	0.94	0.94
MOE XT2-XT4 110...125V ac/dc	0.97	0.95	1.00	0.94	0.94	0.95	0.94	0.95	0.95	0.95	0.99	0.94	0.94
MOE XT2-XT4 380...440V ac	1.15	1.25	1.00	1.27	1.30	1.26	1.26	1.22	1.24	1.25	1.04	1.29	1.29
MOE XT2-XT4 480...525V ac	1.15	1.25	1.00	1.27	1.30	1.26	1.26	1.22	1.24	1.25	1.04	1.29	1.29

MOE-E XT2-XT4 24V dc X COM. A DISTANZA	0.97	0.95	1.00	0.94	0.93	0.94	0.94	0.95	0.95	0.95	0.99	0.94	0.94
MOE-E XT2-XT4 48...60V dc X COM.A DIST.	0.97	0.95	1.00	0.94	0.93	0.94	0.94	0.95	0.95	0.95	0.99	0.94	0.94
MOE-E XT2-XT4 110..125V ac/dc X COM.DIST	1.03	1.05	1.00	0.94	0.94	0.95	0.95	0.97	0.97	0.96	0.99	0.94	0.95
MOE-E XT2-XT4 220..250V ac/dc X COM.DIST	1.03	1.05	1.00	0.94	0.94	0.95	0.95	0.97	0.97	0.96	0.99	0.94	0.95
MOE-E XT2-XT4 380...440V ac X COM.DIST.	1.20	1.35	1.00	1.27	1.31	1.27	1.27	1.24	1.25	1.26	1.04	1.29	1.30
MOE-E XT2-XT4 480..525V ac X COM.A DIST.	1.20	1.35	1.00	1.27	1.31	1.27	1.27	1.24	1.25	1.26	1.04	1.29	1.30

Table 8: Extrapolation factors for EOL stage

Reference product: MOE XT2-XT4 220...250V AC/DC



Additional environmental information

According to the waste treatment scenario calculation in Simapro [7], based on the recycling rate in the technical report IEC/TR 62635 Edition 1.0 [9] Table D.6, the following recyclability potentials were calculated. The recyclability potential is calculated based on the product weight (excluding packaging).

	MOE XT2-XT4 220...250V
Recyclability potential	90.4%

Table 12: Recyclability potential of MOE XT2-XT4 220...250V AC/DC

STATUS	SECURITY LEVEL	PEP ECOPASSPORT REG. NUMBER	DOCUMENT ID.	REV.	LANG.	PAGE
Approved	Public	ABBG-00425-V01.01-EN	1SDH002527A1004	A.002	en	18/19

References

- [1] PCR “PEP-PCR-ed4-EN-2021_09_06” - Product Category Rules for Electrical, Electronic and HVAC-R Products (published: 6th September 2021)
- [2] PSR “PSR-0005-ed3.1-EN-2023 12 08” - SPECIFIC RULES FOR Electrical switchgear and control gear Solutions
- [3] EN 50693:2019 - Product category rules for life cycle assessments of electronic and electrical products and systems
- [4] ISO 14040:2006 - Environmental management -Life cycle assessment - Principles and framework
- [5] ISO 14044:2006 - Environmental management - Life cycle assessment - Requirements and guidelines
- [6] ecoinvent v3.10(2023). ecoinvent database version 3.8 - (<https://ecoinvent.org/>)
- [7] SimaPro Software version 9.6.0.1 - PRé Sustainability
- [8] UNI EN 15804:2012+A2:2019: Sustainability of constructions - Environmental product declarations (September 2019).
- [9] IEC/TR 62635 - Guidelines for end-of-life information provided by manufacturers and recyclers and for recyclability rate calculation of electrical and electronic equipment - Edition 1.0 2012-10
- [10] <https://www.ecosystemspa.com/>
- [11] 1SDH002527A1009_Accessories_GP3_BOM_Process
- [12] 1SDH002527A1010_Accessories_GP3_Data
- [13] 1SDL000282R1377 - RoHS II (MCCBs and ACBs)
- [14] 1SDL000282R1378 - REACH (MCCBs and ACBs)
- [15] 1SDL000571R0 Ver 01 - RoHS Exemptions (MCCBs and ACBs)
- [16] 1SDL000572R0 Ver 01 - SVHC present in excess of 0.1% (MCCBs and ACBs)

STATUS	SECURITY LEVEL	PEP ECOPASSPORT REG. NUMBER	DOCUMENT ID.	REV.	LANG.	PAGE
Approved	Public	ABBG-00425-V01.01-EN	1SDH002527A1004	A.002	en	19/19