

Output coupler Optocoupler 1 NO, transistor, 24 V DC
Output max. 30 V DC, 2 A short circuit-proof Screw
terminal Overall width 6.2 mm Thermal current 2 A



Figure similar

Article number		
Product brand name		SIRIUS
Product category		SIRIUS 3RQ3 coupling relays in slim design
Product designation		Coupling relays with semiconductor output (not plug-in)
Design of the product		Output coupling links
Product type designation		3RQ3

General technical data		
Display version LED		Yes
Product component		
• Relay output		No
• semi-conductor output		Yes
Consumed active power	W	0.3
Insulation voltage		
• for overvoltage category III according to IEC 60664		
— with degree of pollution 3 rated value	V	50
Surge voltage resistance rated value	kV	2.5

Protection class IP		IP20
Shock resistance		
• acc. to IEC 60068-2-27		sinusoidal half-wave 15g / 11 ms
Vibration resistance		
• acc. to IEC 60068-2-6		6 ... 150 Hz: 2 g
Thermal current	A	2
Equipment marking		
• acc. to DIN EN 61346-2		K
• acc. to DIN EN 81346-2		K

Control circuit/ Control

Control supply voltage at DC		
• rated value	V	11 ... 30
Operating range factor control supply voltage rated value at DC		
• initial value		1
• Full-scale value		1
Off-delay time	ms	0.3
Product component Plug-in socket		No

Auxiliary circuit

Type of switching contact		NO contact
Number of NO contacts		
• for auxiliary contacts		1

Main circuit

Type of voltage		DC
------------------------	--	----

Inputs/ Outputs

Property of the output Short-circuit proof		Yes
---	--	-----

Electromagnetic compatibility

EMC emitted interference		
• acc. to IEC 60947-1		ambience A (industrial sector)
EMI immunity		
• acc. to IEC 60947-1		corresponds to degree of severity 3
Conducted interference		
• due to burst acc. to IEC 61000-4-4		2 kV
• due to conductor-earth surge acc. to IEC 61000-4-5		2 kV
• due to conductor-conductor surge acc. to IEC 61000-4-5		1 kV
Field-bound parasitic coupling acc. to IEC 61000-4-3		10 V/m
Electrostatic discharge acc. to IEC 61000-4-2		6 kV contact discharge / 8 kV air discharge

Display





Display version		LED green
<ul style="list-style-type: none"> as status display by LED 		
Connections/Terminals		
Product function		No
<ul style="list-style-type: none"> removable terminal 		
Type of electrical connection		screw-type terminals
<ul style="list-style-type: none"> for auxiliary and control current circuit 		
Wire length	m	1 000
<ul style="list-style-type: none"> at DC maximum 		
Type of connectable conductor cross-sections		1x (0.25 ... 2.5 mm ²) 1x (0.25 ... 1.5 mm ²) 1 x (20 ... 14)
<ul style="list-style-type: none"> solid finely stranded with core end processing at AWG conductors solid 		
Connectable conductor cross-section	mm ²	0.25 ... 2.5
<ul style="list-style-type: none"> solid finely stranded with core end processing 	mm ²	0.25 ... 1.5
AWG number as coded connectable conductor cross section		20 ... 14
<ul style="list-style-type: none"> solid 		
Tightening torque	N·m	0.5 ... 0.6
<ul style="list-style-type: none"> with screw-type terminals 		
Installation/ mounting/ dimensions		
Mounting position		any
Mounting type		snap-on mounting
Height	mm	93
Width	mm	6.2
Depth	mm	72.5
Required spacing		
<ul style="list-style-type: none"> with side-by-side mounting <ul style="list-style-type: none"> forwards Backwards upwards downwards at the side for grounded parts <ul style="list-style-type: none"> forwards Backwards upwards at the side downwards for live parts 	mm mm mm mm mm mm mm mm mm mm mm	0 0 0 0 0 0 0 0 0 0 0

— forwards	mm	0
— Backwards	mm	0
— upwards	mm	0
— downwards	mm	0
— at the side	mm	0

Ambient conditions

Installation altitude at height above sea level		
• maximum	m	2 000
Ambient temperature		
• during operation	°C	-25 ... +60
• during storage	°C	-40 ... +85
• during transport	°C	-40 ... +85
Relative humidity		
• during operation	%	10 ... 95

Certificates/approvals

General Product Approval	Declaration of Conformity	other
 CSA	 UL	 EAC
	 EG-Konf.	Confirmation

Further information

Information- and Downloadcenter (Catalogs, Brochures,...)

<http://www.siemens.com/industrial-controls/catalogs>

Industry Mall (Online ordering system)

<https://mall.industry.siemens.com/mall/en/en/Catalog/product?mlfb=3RQ3052-1SM30>

Cax online generator

<http://support.automation.siemens.com/WW/CAXorder/default.aspx?lang=en&mlfb=3RQ3052-1SM30>

Service&Support (Manuals, Certificates, Characteristics, FAQs,...)

<https://support.industry.siemens.com/cs/ww/en/ps/3RQ3052-1SM30>

Image database (product images, 2D dimension drawings, 3D models, device circuit diagrams, EPLAN macros, ...)

http://www.automation.siemens.com/bilddb/cax_de.aspx?mlfb=3RQ3052-1SM30&lang=en

