


SWITCH DISCONNECTOR NEW DESIGN IU=400A,
UE=690V,
3-POLE BASIC VERSION WITHOUT 8UC6 HANDLE AND
SHAFT



Similar to image

General technical details:

product brand name		SENTRON
product designation		Switch Disconnecter 3KA
Number of poles		3
Acceptability for application		
• main switch		Yes
• switch disconnecter		Yes
• emergency stop switch		Yes
• safety cut-out switch		Yes
• maintenance/repair switch		Yes
Product extension		
• optional / motor drive		No
• optional / voltage trigger		No
Design of the operating mechanism		manual operating mechanism
Product equipment / interlock		Yes
Type from device		fixed mounting
type of voltage		AC/DC
Continuous current / rated value	A	400

Breaking capacity limit short-circuit current (Icu) / at 400 V / rated value	kA	65
• optional / interlock		Yes
• auxiliary switch		Yes
Active power loss		
• maximum	W	72
• per conductor / typical	W	24
Insulation voltage / rated value	V	1,000
Impulse voltage resistance / rated value	V	8,000
Item designation		
• according to DIN EN 61346-2		Q
• according to DIN 40719 extendable after IEC 204-2 / according to IEC 750		Q

Main circuit:

Design of the electrical connection		
• for main current circuit		flat connector
Number of poles / for main current circuit		3
Operating current		
• at AC-21		
• at 500 V / rated value	A	400
• at 690 V / rated value	A	400
• rated value	A	400
• at AC-22 A		
• at 400 V / rated value	A	400
• at 500 V / rated value	A	400
• at 690 V / rated value	A	400
• at AC-23 A		
• at 400 V / rated value	A	400
• at 500 V / rated value	A	400
• at 690 V / rated value	A	400
• at AC-3 / at 400 V		
• rated value	A	400
• at DC-23 A		
• at 400 V / rated value	A	400
Operating power		
• at AC-23 A		
• at 400 V / at 50/60 Hz / rated value	W	200,000
• at 500 V / at 50/60 Hz / rated value	W	200,000
• at 690 V / at 50/60 Hz / rated value	W	280,000
Operating voltage / for DC / rated value	V	440

Operating voltage / at 50/60 Hz / for AC / rated value	V	690
--	---	-----





Auxiliary circuit:		
Number of NC contacts / for auxiliary contacts		0
Number of NO contacts / for auxiliary contacts		0
Number of changeover contacts / for auxiliary contacts		0

Installation/mounting/dimensions:		
mounting position		any
Protection against electrical shock		finger-safe
Design of the load switch		
• Strip form		No
Type of the driving mechanism		
• motor drive		No
Type of mounting		floor mounting
• Rail installation		No
• front mounting with central fixation		No
• front mounting with 4-hole fixation		No
Width	mm	240
Height	mm	160
Depth	mm	207

Connections:		
Conductor cross section that can be connected		
• for main contacts		
• stranded	/ mm ²	240

Ambient conditions:		
Ambient temperature		
• during operating	°C	-25 ... +55
• during storage	°C	-50 ... +80
Protection class IP		IP00
Verification of suitability		UL

Certificates/approvals:		
-------------------------	--	--

General Product Approval			Test Certificates	Shipping Approval
 CCC	 GOST	 UL	Special Test Certificate	 GL
other				
Declaration of Conformity	other			

Further information:

Information- and Downloadcenter (Catalogs, Brochures,...)

<http://www.siemens.com/lowvoltage/catalogs>

Industry Mall (Online ordering system)

<http://www.siemens.com/lowvoltage/mall>

Service&Support (Manuals, Certificates, Characteristics, FAQs,...)

<http://support.automation.siemens.com/WW/view/en/3KA5730-1AE01/all>

Image database (product images, 2D dimension drawings, 3D models, device circuit diagrams, ...)

http://www.automation.siemens.com/bilddb/cax_en.aspx?mlfb=3KA5730-1AE01

CAX-Online-Generator

<http://www.siemens.com/cax>

last change:

Jun 24, 2013