

SWITCH-DISCONNECTOR 100A, FRAME SIZE 2,
4-POLE FRONT OPERATING LEFT BASIC UNIT WITHOUT
HANDLE BOX TERMINAL



Similar to image

General technical details:

product brand name		SETRON
Product designation		Switching device
Design of the product		3KD Switch Disconnectors
Size of switch disconnector		2
Number of poles		4
Continuous current		
• rated value	A	100
• at 40 °C / rated value	A	100
• at 45 °C / rated value	A	100
• at 50 °C / rated value	A	100
• at 55 °C / rated value	A	100
• at 60 °C / rated value	A	100
• at 65 °C / rated value	A	100
• at 70 °C / rated value	A	100
• at DC / rated value	A	100
Operating current		
• at AC-21 A		
• at 400 V / maximum	A	100

<ul style="list-style-type: none"> • at 500 V / maximum 	A	100
<ul style="list-style-type: none"> • at 690 V / maximum 	A	100
<ul style="list-style-type: none"> • at AC-22 A <ul style="list-style-type: none"> • at 400 V / at 50/60 Hz / rated value / maximum • at 500 V / at 50/60 Hz / rated value / maximum • at 690 V / at 50/60 Hz / rated value / maximum 	A	100
<ul style="list-style-type: none"> • at 500 V / at 50/60 Hz / rated value / maximum 	A	100
<ul style="list-style-type: none"> • at 690 V / at 50/60 Hz / rated value / maximum 	A	100
<ul style="list-style-type: none"> • at AC-23 A <ul style="list-style-type: none"> • at 400 V / at 50/60 Hz / rated value / maximum • at 500 V / at 50/60 Hz / rated value / maximum • at 690 V / at 50/60 Hz / rated value / maximum 	A	100
<ul style="list-style-type: none"> • at 500 V / at 50/60 Hz / rated value / maximum 	A	100
<ul style="list-style-type: none"> • at 690 V / at 50/60 Hz / rated value / maximum 	A	100
Operational voltage		
<ul style="list-style-type: none"> • at 50/60 Hz / for AC / rated value 	V	690
<ul style="list-style-type: none"> • with 3 current paths in series / with DC / rated value 	V	440
Insulation voltage / rated value	V	1,000
Impulse voltage resistance / rated value	kV	8
Overvoltage class		III
Operating power / at AC-23 A		
<ul style="list-style-type: none"> • at 400 V / at 50/60 Hz / rated value 	kW	55
<ul style="list-style-type: none"> • at 500 V / at 50/60 Hz / rated value 	kW	55
<ul style="list-style-type: none"> • at 690 V / at 50/60 Hz / rated value 	kW	90
I²t value / with closed switch		
<ul style="list-style-type: none"> • for combination switch + fuse <ul style="list-style-type: none"> • at 400 V / maximum • at 500 V / maximum 	A ² ·s	135,600
<ul style="list-style-type: none"> • at 690 V <ul style="list-style-type: none"> • for combination switch +gG fuse / maximum • for combination switch +aM fuse / maximum 	A ² ·s	178,300
	A ² ·s	201,200
Let-through current / with closed switch		
<ul style="list-style-type: none"> • for combination switch + fuse <ul style="list-style-type: none"> • at 400 V / maximum permissible • at 500 V / maximum permissible 	A	17,900
<ul style="list-style-type: none"> • at 690 V <ul style="list-style-type: none"> • with combination switch +gG fuse / maximum permissible • with combination switch +aM fuse / maximum permissible 	A	17,900
	A	17,600
	A	18,700
Short-time current resistance (I_{cw}) / limited to 1 s / rated value	kA	4
Making capacity short-circuit current (I_{cm}) / for switch disconnecter / without fuse link / rated value / minimum	kA	12
Conditional short-circuit current / with line-side fuse protection		
<ul style="list-style-type: none"> • at 500 V / by gG fuse / rated value 	kA	100
<ul style="list-style-type: none"> • at 690 V / by gG fuse / rated value 	kA	65

Active power loss / with conventional rated thermal current / per pole	W	3
Product equipment / interlock		No
Type of the driving mechanism / motor drive		No
Product extension / optional / motor drive		No
Design of the electrical connection / for main current circuit		Box terminal
Type of connectable conductor cross-sections		
<ul style="list-style-type: none"> • for copper conductor <ul style="list-style-type: none"> • solid • stranded • finely stranded / with end sleeve • with flexible busbar 		1x (2,5 ... 16mm ²) 1x (10 ... 70 mm ²) 1x (2,5 ... 70mm ²) 3x (0,8x14mm ²)
Number of connected NC contacts / for auxiliary contacts		0
Number of connected NO contacts / for auxiliary contacts		0
Number of connected changeover contacts / for auxiliary contacts		0
Product extension / auxiliary switch		Yes
Number of NC contacts / for auxiliary contacts		0
Number of NO contacts / for auxiliary contacts		0
Number of changeover contacts / for auxiliary contacts		4
Acceptability for application / switch disconnecter		Yes
Acceptability for application		
<ul style="list-style-type: none"> • emergency stop switch • main switch • safety cut-out switch • maintenance/repair switch 		No Yes Yes Yes
Design of the operating mechanism		without
Mounting type		Floor mounting and snap-on mounting to 35 mm standard mounting rail
Mounting type / rail mounting		Yes
Mounting type / front mounting with 4-hole attachment		No
Mounting type / front mounting with central attachment		No
Type from device		fixed mounting
mounting position		any
Position / of switch operating mechanism		at the left end
Design of handle		without
Width	mm	148
Height	mm	126
Depth	mm	68
Protection class IP		IP20

• on the front		IP20
• with closed switch / with cover or cable lug cover		IP20
Ambient temperature		
• during operating	°C	-25 ... +70
• during storage	°C	-50 ... +80
Degree of pollution		3
Mechanical operating cycles as operating time / typical		15,000
Electrical endurance (switching cycles)		
• at AC-23 A / at 690 V / at 50/60 Hz		1,500
• at DC-23 A		
• at 220 V		1,500
• at 440 V		1,500
Design of display		
• for switch position indicator door-coupling rotary operating mechanism		ON-OFF
Net weight	g	1,200
Reference code / according to DIN EN 61346-2		Q
Item designation / according to DIN EN 81346-2		Q

Certificates/approvals:

General Product Approval

Declaration of Conformity



Further information:

Information- and Downloadcenter (Catalogs, Brochures,...)

<http://www.siemens.com/lowvoltage/catalogs>

Industry Mall (Online ordering system)

<https://eb.automation.siemens.com/mall/en/WW/Catalog/Product/3KD3040-2NE10-0>

Service&Support (Manuals, Certificates, Characteristics, FAQs,...)

<http://support.automation.siemens.com/WW/view/en/3KD3040-2NE10-0/all>

Image database (product images, 2D dimension drawings, 3D models, device circuit diagrams, ...)

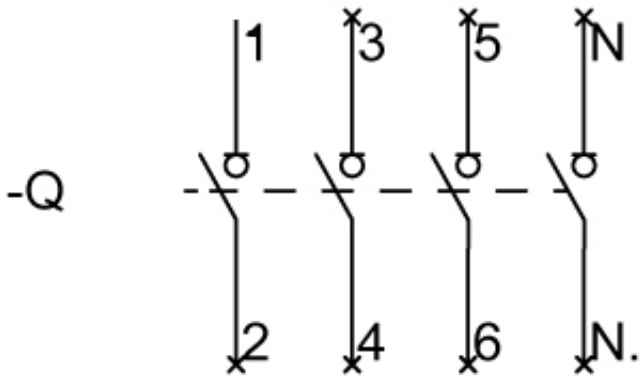
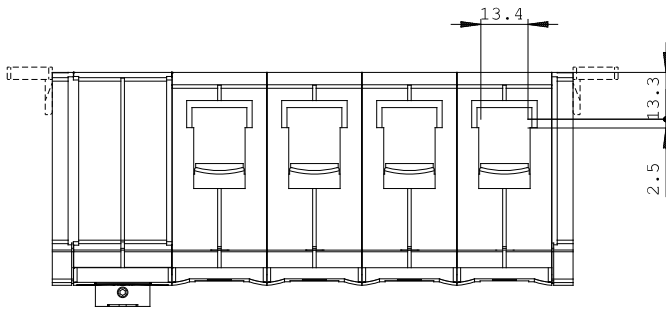
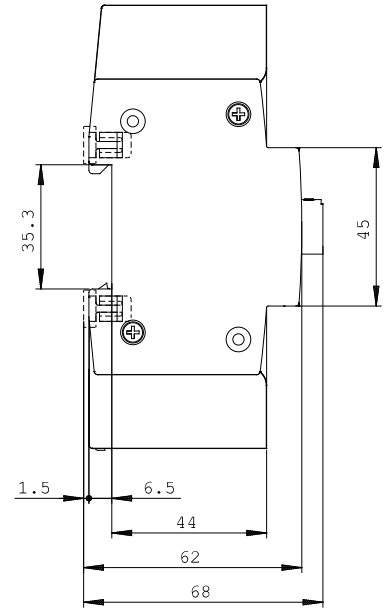
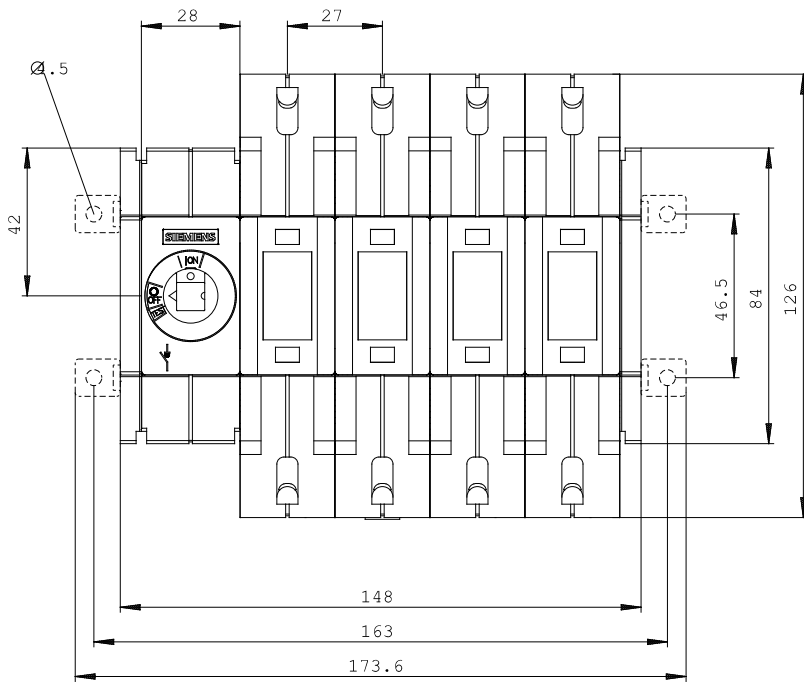
http://www.automation.siemens.com/bilddb/cax_en.aspx?mlfb=3KD3040-2NE10-0

CAX-Online-Generator

<http://www.siemens.com/cax>

Tender specifications

[Datanorm GAEB81](#) [GAEB83](#) [RTF](#) [TXT](#)



last change:

Apr 21, 2014