

SWITCH-DISCONNECTOR 500A, FRAME SIZE 4,  
4-POLE FRONT OPERATING LEFT BASIC UNIT WITHOUT  
HANDLE FLAT TERMINAL



Similar to image

**General technical details:**

<b>product brand name</b>		SENTRON
<b>Product designation</b>		Switching device
<b>Design of the product</b>		3KD Switch Disconnectors
<b>Size of switch disconnector</b>		4
<b>Number of poles</b>		4
<b>Continuous current</b>		
• rated value	A	500
• at 40 °C / rated value	A	500
• at 45 °C / rated value	A	500
• at 50 °C / rated value	A	500
• at 55 °C / rated value	A	500
• at 60 °C / rated value	A	500
• at 65 °C / rated value	A	500
• at 70 °C / rated value	A	500
• at DC / rated value	A	500
<b>Operating current</b>		
• at AC-21 A		
• at 400 V / maximum	A	500

<ul style="list-style-type: none"> <li>• at 500 V / maximum</li> </ul>	A	500
<ul style="list-style-type: none"> <li>• at 690 V / maximum</li> </ul>	A	500
<ul style="list-style-type: none"> <li>• at AC-22 A <ul style="list-style-type: none"> <li>• at 400 V / at 50/60 Hz / rated value / maximum</li> <li>• at 500 V / at 50/60 Hz / rated value / maximum</li> <li>• at 690 V / at 50/60 Hz / rated value / maximum</li> </ul> </li> </ul>	A	500
<ul style="list-style-type: none"> <li>• at 500 V / at 50/60 Hz / rated value / maximum</li> </ul>	A	500
<ul style="list-style-type: none"> <li>• at 690 V / at 50/60 Hz / rated value / maximum</li> </ul>	A	500
<ul style="list-style-type: none"> <li>• at AC-23 A <ul style="list-style-type: none"> <li>• at 400 V / at 50/60 Hz / rated value / maximum</li> <li>• at 500 V / at 50/60 Hz / rated value / maximum</li> <li>• at 690 V / at 50/60 Hz / rated value / maximum</li> </ul> </li> </ul>	A	500
<ul style="list-style-type: none"> <li>• at 500 V / at 50/60 Hz / rated value / maximum</li> </ul>	A	500
<ul style="list-style-type: none"> <li>• at 690 V / at 50/60 Hz / rated value / maximum</li> </ul>	A	500
<b>Operational voltage</b>		
<ul style="list-style-type: none"> <li>• at 50/60 Hz / for AC / rated value</li> </ul>	V	690
<ul style="list-style-type: none"> <li>• with 3 current paths in series / with DC / rated value</li> </ul>	V	440
<b>Insulation voltage / rated value</b>	V	1,000
<b>Impulse voltage resistance / rated value</b>	kV	12
<b>Overvoltage class</b>		IV
<b>Operating power / at AC-23 A</b>		
<ul style="list-style-type: none"> <li>• at 400 V / at 50/60 Hz / rated value</li> </ul>	kW	280
<ul style="list-style-type: none"> <li>• at 500 V / at 50/60 Hz / rated value</li> </ul>	kW	355
<ul style="list-style-type: none"> <li>• at 690 V / at 50/60 Hz / rated value</li> </ul>	kW	500
<b>I<sup>2</sup>t value / with closed switch</b>		
<ul style="list-style-type: none"> <li>• for combination switch + fuse <ul style="list-style-type: none"> <li>• at 400 V / maximum</li> <li>• at 500 V / maximum</li> </ul> </li> </ul>	A <sup>2</sup> ·s	3,687,500
<ul style="list-style-type: none"> <li>• at 690 V <ul style="list-style-type: none"> <li>• for combination switch +gG fuse / maximum</li> </ul> </li> </ul>	A <sup>2</sup> ·s	3,687,500
	A <sup>2</sup> ·s	4,450,000
<b>Let-through current / with closed switch</b>		
<ul style="list-style-type: none"> <li>• for combination switch + fuse <ul style="list-style-type: none"> <li>• at 400 V / maximum permissible</li> <li>• at 500 V / maximum permissible</li> </ul> </li> </ul>	A	61,600
<ul style="list-style-type: none"> <li>• at 690 V <ul style="list-style-type: none"> <li>• with combination switch +aM fuse / maximum permissible</li> </ul> </li> </ul>	A	61,600
	A	54,500
<b>Short-time current resistance (I<sub>cw</sub>) / limited to 1 s / rated value</b>	kA	30
<b>Making capacity short-circuit current (I<sub>cm</sub>) / for switch disconnecter / without fuse link / rated value / minimum</b>	kA	63
<b>Conditional short-circuit current / with line-side fuse protection</b>		
<ul style="list-style-type: none"> <li>• at 500 V / by gG fuse / rated value</li> </ul>	kA	100
<ul style="list-style-type: none"> <li>• at 690 V / by gG fuse / rated value</li> </ul>	kA	65
<b>Active power loss / with conventional rated thermal current / per pole</b>	W	15

<b>Product equipment / interlock</b>		No
<b>Type of the driving mechanism / motor drive</b>		No
<b>Product extension / optional / motor drive</b>		No
<b>Design of the electrical connection / for main current circuit</b>		flat connector
<b>Type of connectable conductor cross-sections</b> <ul style="list-style-type: none"> <li>• for copper conductor / stranded / with lug <ul style="list-style-type: none"> <li>• according to DIN 46234</li> <li>• according to DIN 46235</li> </ul> </li> </ul>		1x (25 ... 240 mm <sup>2</sup> ), 2x (25 ... 240 mm <sup>2</sup> ) 1x (25 ... 240 mm <sup>2</sup> ), 2x (25 ... 240 mm <sup>2</sup> )
<b>Number of connected NC contacts / for auxiliary contacts</b>		0
<b>Number of connected NO contacts / for auxiliary contacts</b>		0
<b>Number of connected changeover contacts / for auxiliary contacts</b>		0
<b>Product extension / auxiliary switch</b>		Yes
<b>Number of NC contacts / for auxiliary contacts</b>		8
<b>Number of NO contacts / for auxiliary contacts</b>		8
<b>Number of changeover contacts / for auxiliary contacts</b>		0
<b>Acceptability for application / switch disconnecter</b>		Yes
<b>Acceptability for application</b> <ul style="list-style-type: none"> <li>• emergency stop switch</li> <li>• main switch</li> <li>• safety cut-out switch</li> <li>• maintenance/repair switch</li> </ul>		No Yes Yes Yes
<b>Design of the operating mechanism</b>		without
<b>Mounting type</b>		floor mounting
<b>Mounting type / rail mounting</b>		No
<b>Mounting type / front mounting with 4-hole attachment</b>		No
<b>Mounting type / front mounting with central attachment</b>		No
<b>Type from device</b>		fixed mounting
<b>mounting position</b>		any
<b>Position / of switch operating mechanism</b>		at the left end
<b>Design of handle</b>		without
<b>Width</b>	mm	320
<b>Height</b>	mm	235
<b>Depth</b>	mm	110
<b>Protection class IP</b> <ul style="list-style-type: none"> <li>• on the front</li> <li>• with closed switch / with cover or cable lug cover</li> </ul>		IP00 IP00 IP20
<b>Ambient temperature</b> <ul style="list-style-type: none"> <li>• during operating</li> <li>• during storage</li> </ul>	°C	-25 ... +70 -50 ... +80

<b>Degree of pollution</b>		3
<b>Mechanical operating cycles as operating time / typical</b>		8,000
<b>Electrical endurance (switching cycles)</b>		
• at AC-23 A / at 690 V / at 50/60 Hz		1,000
• at DC-23 A		
• at 220 V		1,000
• at 440 V		1,000
<b>Design of display</b>		
• for switch position indicator door-coupling rotary operating mechanism		ON-OFF
<b>Net weight</b>	g	8,900
<b>Reference code / according to DIN EN 61346-2</b>		Q
<b>Item designation / according to DIN EN 81346-2</b>		Q

#### Certificates/approvals:

General Product Approval

Declaration of Conformity



#### Further information:

**Information- and Downloadcenter (Catalogs, Brochures,...)**

<http://www.siemens.com/lowvoltage/catalogs>

**Industry Mall (Online ordering system)**

<https://eb.automation.siemens.com/mall/en/WW/Catalog/Product/3KD4440-0QE10-0>

**Service&Support (Manuals, Certificates, Characteristics, FAQs,...)**

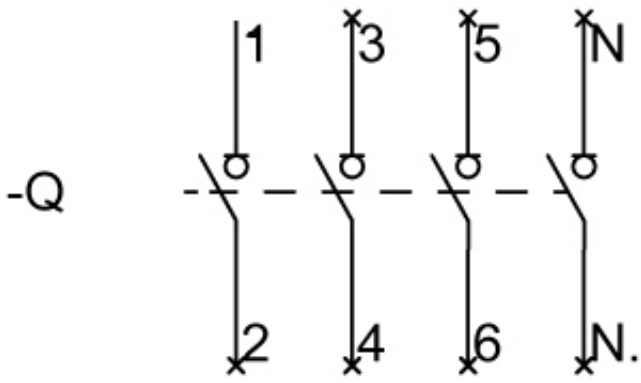
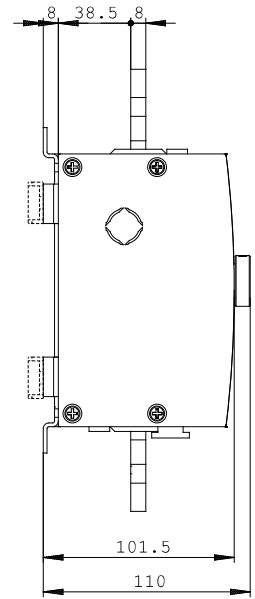
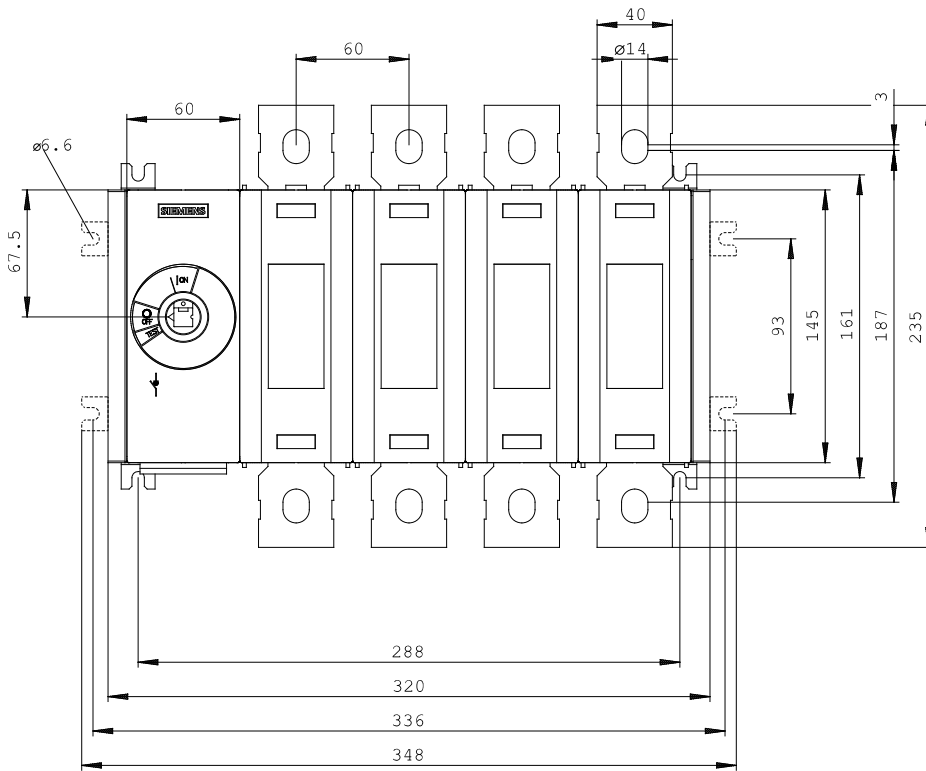
<http://support.automation.siemens.com/WW/view/en/3KD4440-0QE10-0/all>

**Image database (product images, 2D dimension drawings, 3D models, device circuit diagrams, ...)**

[http://www.automation.siemens.com/bilddb/cax\\_en.aspx?mlfb=3KD4440-0QE10-0](http://www.automation.siemens.com/bilddb/cax_en.aspx?mlfb=3KD4440-0QE10-0)

**CAX-Online-Generator**

<http://www.siemens.com/cax>



**last change:**

Apr 21, 2014