


SWITCH-DISCONNECTOR 125A, FRAME SIZE 2,  
4-POLE FRONT OPERATING LEFT COMPLETE  
ASSEMBLY WITH DIRECT HANDLE GREY FLAT  
TERMINAL INCL. PHASE BARRIERS



Similar to image

General technical details:		
product brand name		SENTRON
Product designation		Switching device
Design of the product		3KD Switch Disconnectors
Size of switch disconnector		2
Number of poles		4
Continuous current		
• rated value	A	125
• at 40 °C / rated value	A	125
• at 45 °C / rated value	A	125
• at 50 °C / rated value	A	125
• at 55 °C / rated value	A	125
• at 60 °C / rated value	A	125
• at 65 °C / rated value	A	125
• at 70 °C / rated value	A	125
• at DC / rated value	A	125
Operating current		
• at AC-21 A		
• at 400 V / maximum	A	125

• at 500 V / maximum	A	125
• at 690 V / maximum	A	125
• at AC-22 A		
• at 400 V / at 50/60 Hz / rated value / maximum	A	125
• at 500 V / at 50/60 Hz / rated value / maximum	A	125
• at 690 V / at 50/60 Hz / rated value / maximum	A	125
• at AC-23 A		
• at 400 V / at 50/60 Hz / rated value / maximum	A	125
• at 500 V / at 50/60 Hz / rated value / maximum	A	125
• at 690 V / at 50/60 Hz / rated value / maximum	A	125
<b>Operational voltage</b>		
• at 50/60 Hz / for AC / rated value	V	690
• with 3 current paths in series / with DC / rated value	V	440
<b>Insulation voltage / rated value</b>	V	1,000
<b>Impulse voltage resistance / rated value</b>	kV	8
<b>Overvoltage class</b>		III
<b>Operating power / at AC-23 A</b>		
• at 400 V / at 50/60 Hz / rated value	kW	55
• at 500 V / at 50/60 Hz / rated value	kW	75
• at 690 V / at 50/60 Hz / rated value	kW	110
<b>I<sup>2</sup>t value / with closed switch</b>		
• for combination switch + fuse		
• at 400 V / maximum	A <sup>2</sup> ·s	135,600
• at 500 V / maximum	A <sup>2</sup> ·s	135,600
• at 690 V		
• for combination switch +gG fuse / maximum	A <sup>2</sup> ·s	178,300
• for combination switch +aM fuse / maximum	A <sup>2</sup> ·s	201,200
<b>Let-through current / with closed switch</b>		
• for combination switch + fuse		
• at 400 V / maximum permissible	A	17,900
• at 500 V / maximum permissible	A	17,900
• at 690 V		
• with combination switch +gG fuse / maximum permissible	A	17,600
• with combination switch +aM fuse / maximum permissible	A	18,700
<b>Short-time current resistance (I<sub>cw</sub>) / limited to 1 s / rated value</b>	kA	4
<b>Making capacity short-circuit current (I<sub>cm</sub>) / for switch disconnecter / without fuse link / rated value / minimum</b>	kA	12
<b>Conditional short-circuit current / with line-side fuse protection</b>		
• at 500 V / by gG fuse / rated value	kA	100
• at 690 V / by gG fuse / rated value	kA	65

Active power loss / with conventional rated thermal current / per pole	W	4.5
Product equipment / interlock		Yes
Type of the driving mechanism / motor drive		No
Product extension / optional / motor drive		No
Design of the electrical connection / for main current circuit		flat connector
Type of connectable conductor cross-sections <ul style="list-style-type: none"> <li>• for copper conductor / stranded / with lug <ul style="list-style-type: none"> <li>• according to DIN 46234</li> <li>• according to DIN 46235</li> </ul> </li> <li>• for copper busbar</li> </ul>		1x (2.5 ... 95 mm <sup>2</sup> ), 2x (25 ... 50 mm <sup>2</sup> ) 1x (25 ... 70 mm <sup>2</sup> ), 2x (25 ... 50 mm <sup>2</sup> ) 1x (20x3 mm <sup>2</sup> )
Number of connected NC contacts / for auxiliary contacts		0
Number of connected NO contacts / for auxiliary contacts		0
Number of connected changeover contacts / for auxiliary contacts		0
Product extension / auxiliary switch		Yes
Number of NC contacts / for auxiliary contacts		0
Number of NO contacts / for auxiliary contacts		0
Number of changeover contacts / for auxiliary contacts		4
Acceptability for application / switch disconnecter		Yes
Acceptability for application <ul style="list-style-type: none"> <li>• emergency stop switch</li> <li>• main switch</li> <li>• safety cut-out switch</li> <li>• maintenance/repair switch</li> </ul>		No Yes Yes Yes
Design of the operating mechanism		manual operating mechanism
Mounting type		Floor mounting and snap-on mounting to 35 mm standard mounting rail
Mounting type / rail mounting		Yes
Mounting type / front mounting with 4-hole attachment		No
Mounting type / front mounting with central attachment		No
Type from device		fixed mounting
mounting position		any
Position / of switch operating mechanism		at the left end
Design of handle		direct handle, grey
Width	mm	148
Height	mm	168
Depth	mm	97
Protection class IP <ul style="list-style-type: none"> <li>• on the front</li> </ul>		IP00 IP00

• with closed switch / with cover or cable lug cover		IP20
<b>Ambient temperature</b>		
• during operating	°C	-25 ... +70
• during storage	°C	-50 ... +80
<b>Degree of pollution</b>		3
<b>Mechanical operating cycles as operating time / typical</b>		15,000
<b>Electrical endurance (switching cycles)</b>		
• at AC-23 A / at 690 V / at 50/60 Hz		1,500
• at DC-23 A		
• at 220 V		1,000
• at 440 V		1,000
<b>Design of display</b>		
• for switch position indicator manual operation		ON-OFF-TEST
<b>Net weight</b>	g	1,050
<b>Reference code / according to DIN EN 61346-2</b>		Q
<b>Item designation / according to DIN EN 81346-2</b>		Q

#### Certificates/approvals:

General Product  
Approval

Declaration of Conformity



#### Further information:

**Information- and Downloadcenter (Catalogs, Brochures,...)**

<http://www.siemens.com/lowvoltage/catalogs>

**Industry Mall (Online ordering system)**

<https://eb.automation.siemens.com/mall/en/WW/Catalog/Product/3KD3242-0NE10-0>

**Service&Support (Manuals, Certificates, Characteristics, FAQs,...)**

<http://support.automation.siemens.com/WW/view/en/3KD3242-0NE10-0/all>

**Image database (product images, 2D dimension drawings, 3D models, device circuit diagrams, ...)**

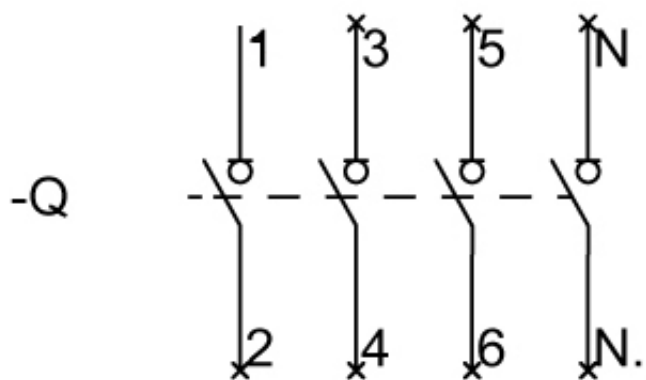
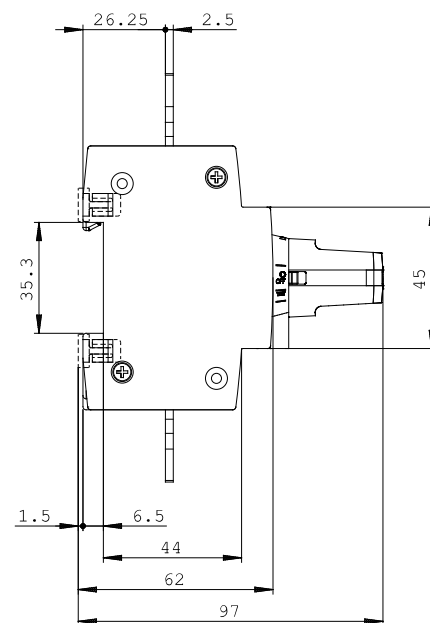
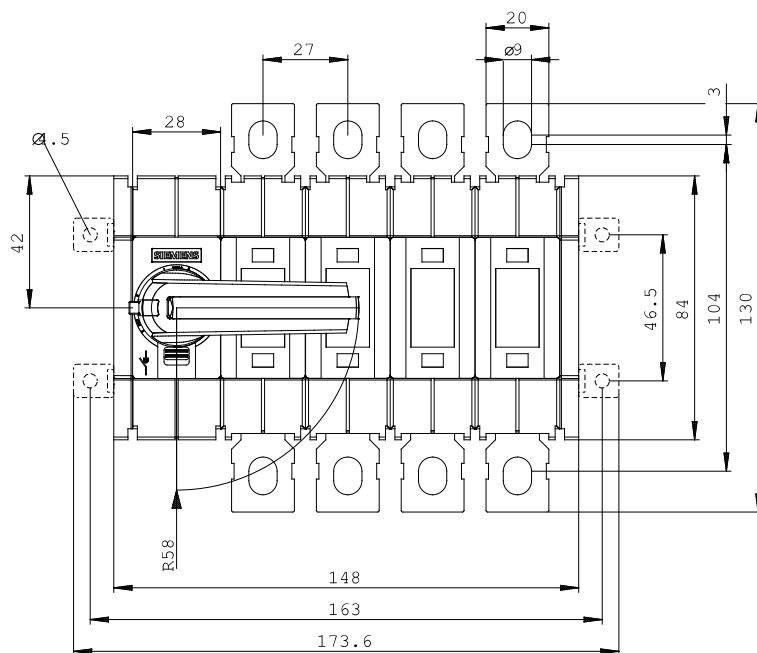
[http://www.automation.siemens.com/bilddb/cax\\_en.aspx?mlfb=3KD3242-0NE10-0](http://www.automation.siemens.com/bilddb/cax_en.aspx?mlfb=3KD3242-0NE10-0)

**CAX-Online-Generator**

<http://www.siemens.com/cax>

**Tender specifications**

[Datanorm GAEB81](#) [GAEB83](#) [RTF](#) [TXT](#)



**last change:**

Apr 21, 2014