



SWITCH-DISCONNECTOR 16A, FRAME SIZE 1,
4-POLE FRONT OPERATING LEFT BASIC UNIT WITHOUT
HANDLE BOX TERMINAL

Similar to image

General technical details:

product brand name		SETRON
Product designation		Switching device
Design of the product		3KD Switch Disconnectors
Size of switch disconnector		1
Number of poles		4
Continuous current		
• rated value	A	16
• at 40 °C / rated value	A	16
• at 45 °C / rated value	A	16
• at 50 °C / rated value	A	16
• at 55 °C / rated value	A	16
• at 60 °C / rated value	A	16
• at 65 °C / rated value	A	16
• at 70 °C / rated value	A	16
• at DC / rated value	A	16
Operating current		
• at AC-21 A		
• at 400 V / maximum	A	16

<ul style="list-style-type: none"> • at 500 V / maximum 	A	16
<ul style="list-style-type: none"> • at 690 V / maximum 	A	16
<ul style="list-style-type: none"> • at AC-22 A <ul style="list-style-type: none"> • at 400 V / at 50/60 Hz / rated value / maximum • at 500 V / at 50/60 Hz / rated value / maximum • at 690 V / at 50/60 Hz / rated value / maximum 	A	16
<ul style="list-style-type: none"> • at 500 V / at 50/60 Hz / rated value / maximum 	A	16
<ul style="list-style-type: none"> • at 690 V / at 50/60 Hz / rated value / maximum 	A	16
<ul style="list-style-type: none"> • at AC-23 A <ul style="list-style-type: none"> • at 400 V / at 50/60 Hz / rated value / maximum • at 500 V / at 50/60 Hz / rated value / maximum • at 690 V / at 50/60 Hz / rated value / maximum 	A	16
<ul style="list-style-type: none"> • at 500 V / at 50/60 Hz / rated value / maximum 	A	16
<ul style="list-style-type: none"> • at 690 V / at 50/60 Hz / rated value / maximum 	A	16
Operational voltage		
<ul style="list-style-type: none"> • at 50/60 Hz / for AC / rated value 	V	690
<ul style="list-style-type: none"> • with 3 current paths in series / with DC / rated value 	V	440
Insulation voltage / rated value	V	1,000
Impulse voltage resistance / rated value	kV	8
Overvoltage class		III
Operating power / at AC-23 A		
<ul style="list-style-type: none"> • at 400 V / at 50/60 Hz / rated value 	kW	7.5
<ul style="list-style-type: none"> • at 500 V / at 50/60 Hz / rated value 	kW	7.5
<ul style="list-style-type: none"> • at 690 V / at 50/60 Hz / rated value 	kW	11
I²t value / with closed switch		
<ul style="list-style-type: none"> • for combination switch + fuse <ul style="list-style-type: none"> • at 400 V / maximum • at 500 V / maximum 	A ² ·s	13,300
<ul style="list-style-type: none"> • at 690 V <ul style="list-style-type: none"> • for combination switch +gG fuse / maximum 	A ² ·s	13,300
<ul style="list-style-type: none"> • for combination switch +gG fuse / maximum 	A ² ·s	13,700
Let-through current / with closed switch		
<ul style="list-style-type: none"> • for combination switch + fuse <ul style="list-style-type: none"> • at 400 V / maximum permissible • at 500 V / maximum permissible 	A	7,000
<ul style="list-style-type: none"> • at 690 V <ul style="list-style-type: none"> • with combination switch +aM fuse / maximum permissible 	A	7,000
<ul style="list-style-type: none"> • with combination switch +aM fuse / maximum permissible 	A	7,500
Short-time current resistance (I_{cw}) / limited to 1 s / rated value	kA	3
Making capacity short-circuit current (I_{cm}) / for switch disconnecter / without fuse link / rated value / minimum	kA	7
Conditional short-circuit current / with line-side fuse protection		
<ul style="list-style-type: none"> • at 500 V / by gG fuse / rated value 	kA	100
<ul style="list-style-type: none"> • at 690 V / by gG fuse / rated value 	kA	100
Active power loss / with conventional rated thermal current / per pole	W	0.2

Product equipment / interlock		No
Type of the driving mechanism / motor drive		No
Product extension / optional / motor drive		No
Design of the electrical connection / for main current circuit		Box terminal
Type of connectable conductor cross-sections		
<ul style="list-style-type: none"> • for copper conductor <ul style="list-style-type: none"> • solid • stranded • finely stranded / with end sleeve • with flexible busbar 		1x (1 ... 16mm ²) 1x (6 ... 35mm ²) 1x (1 ... 35mm ²) 2x (0.8x9 mm ²)
Number of connected NC contacts / for auxiliary contacts		0
Number of connected NO contacts / for auxiliary contacts		0
Number of connected changeover contacts / for auxiliary contacts		0
Product extension / auxiliary switch		Yes
Number of NC contacts / for auxiliary contacts		0
Number of NO contacts / for auxiliary contacts		0
Number of changeover contacts / for auxiliary contacts		4
Acceptability for application / switch disconnecter		Yes
Acceptability for application		
<ul style="list-style-type: none"> • emergency stop switch • main switch • safety cut-out switch • maintenance/repair switch 		No Yes Yes Yes
Design of the operating mechanism		without
Mounting type		Floor mounting and snap-on mounting to 35 mm standard mounting rail
Mounting type / rail mounting		Yes
Mounting type / front mounting with 4-hole attachment		No
Mounting type / front mounting with central attachment		No
Type from device		fixed mounting
mounting position		any
Position / of switch operating mechanism		at the left end
Design of handle		without
Width	mm	112
Height	mm	119
Depth	mm	68
Protection class IP		IP20
<ul style="list-style-type: none"> • on the front • with closed switch / with cover or cable lug cover 		IP20 IP20

Ambient temperature		
• during operating	°C	-25 ... +70
• during storage	°C	-50 ... +80
Degree of pollution		3
Mechanical operating cycles as operating time / typical		15,000
Electrical endurance (switching cycles)		
• at AC-23 A / at 690 V / at 50/60 Hz		6,000
• at DC-23 A		
• at 220 V		1,500
• at 440 V		1,500
Design of display		
• for switch position indicator door-coupling rotary operating mechanism		ON-OFF
Net weight	g	770
Reference code / according to DIN EN 61346-2		Q
Item designation / according to DIN EN 81346-2		Q

Certificates/approvals:

General Product Approval

Declaration of Conformity



GOST



EG-Konf.

Further information:

Information- and Downloadcenter (Catalogs, Brochures,...)

<http://www.siemens.com/lowvoltage/catalogs>

Industry Mall (Online ordering system)

<https://eb.automation.siemens.com/mall/en/WW/Catalog/Product/3KD1640-2ME10-0>

Service&Support (Manuals, Certificates, Characteristics, FAQs,...)

<http://support.automation.siemens.com/WW/view/en/3KD1640-2ME10-0/all>

Image database (product images, 2D dimension drawings, 3D models, device circuit diagrams, ...)

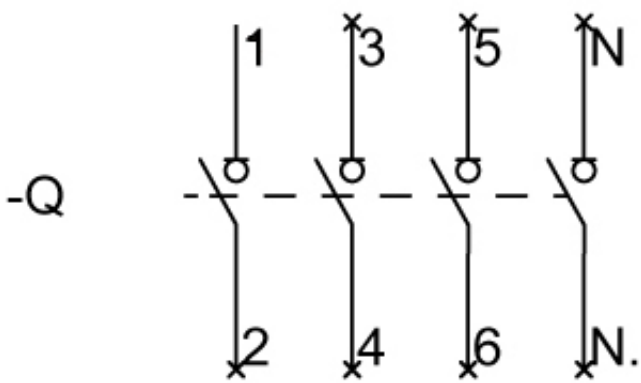
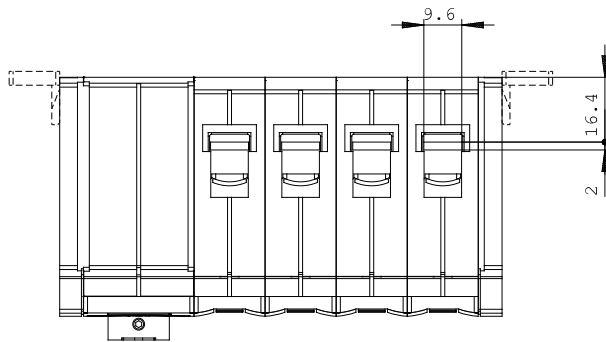
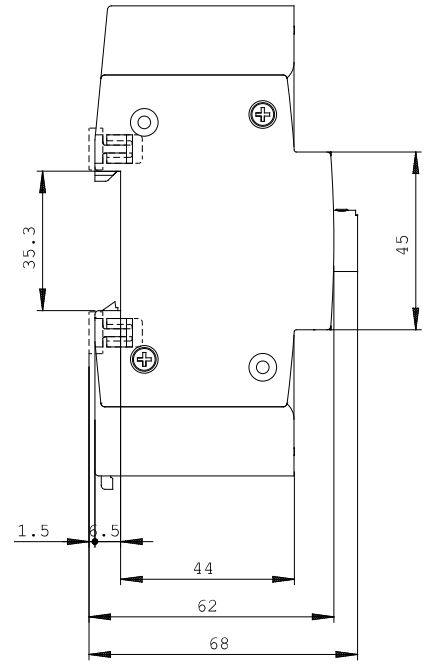
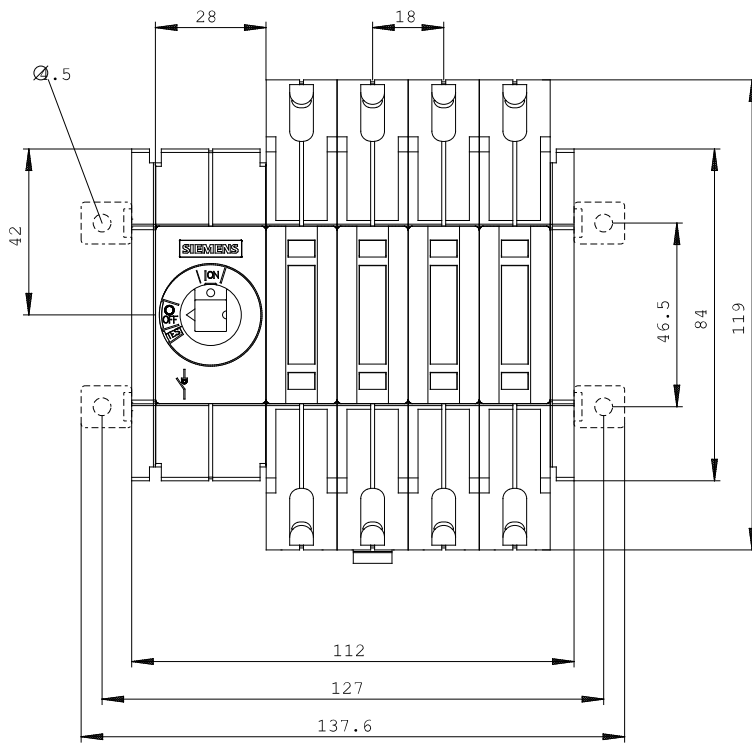
http://www.automation.siemens.com/bilddb/cax_en.aspx?mlfb=3KD1640-2ME10-0

CAX-Online-Generator

<http://www.siemens.com/cax>

Tender specifications

[Datanorm GAEB81](#) [GAEB83](#) [RTF](#) [TXT](#)



last change:

Apr 21, 2014