

SWITCH-DISCONNECTOR 100A, FRAME SIZE 2,  
3-POLE FRONT OPERATING LEFT COMPLETE  
ASSEMBLY WITH DIRECT HANDLE GREY FLAT  
TERMINAL INCL. PHASE BARRIERS

Similar to image

General technical details:		
product brand name		SETRON
Product designation		Switching device
Design of the product		3KD Switch Disconnectors
Size of switch disconnector		2
Number of poles		3
Continuous current		
• rated value	A	100
• at 40 °C / rated value	A	100
• at 45 °C / rated value	A	100
• at 50 °C / rated value	A	100
• at 55 °C / rated value	A	100
• at 60 °C / rated value	A	100
• at 65 °C / rated value	A	100
• at 70 °C / rated value	A	100
• at DC / rated value	A	100
Operating current		
• at AC-21 A		
• at 400 V / maximum	A	100

• at 500 V / maximum	A	100
• at 690 V / maximum	A	100
• at AC-22 A		
• at 400 V / at 50/60 Hz / rated value / maximum	A	100
• at 500 V / at 50/60 Hz / rated value / maximum	A	100
• at 690 V / at 50/60 Hz / rated value / maximum	A	100
• at AC-23 A		
• at 400 V / at 50/60 Hz / rated value / maximum	A	100
• at 500 V / at 50/60 Hz / rated value / maximum	A	100
• at 690 V / at 50/60 Hz / rated value / maximum	A	100
• at DC-21 A		
• at 220 V / maximum / note		100 / 2
• at 440 V / rated value / maximum / note		100 / 3
• at DC-22 A		
• at 220 V / rated value / maximum / note		100 / 2
• at 440 V / rated value / maximum / note		100 / 3
• at DC-23 A		
• at 220 V / rated value / maximum / note		100 / 2
• at 440 V / rated value / maximum / note		100 / 3
<b>Operational voltage</b>		
• at 50/60 Hz / for AC / rated value	V	690
• with 3 current paths in series / with DC / rated value	V	440
<b>Insulation voltage / rated value</b>	V	1,000
<b>Impulse voltage resistance / rated value</b>	kV	8
<b>Overvoltage class</b>		III
<b>Operating power / at AC-23 A</b>		
• at 400 V / at 50/60 Hz / rated value	kW	55
• at 500 V / at 50/60 Hz / rated value	kW	55
• at 690 V / at 50/60 Hz / rated value	kW	90
<b>I<sup>2</sup>t value / with closed switch</b>		
• for combination switch + fuse		
• at 400 V / maximum	A <sup>2</sup> ·s	135,600
• at 500 V / maximum	A <sup>2</sup> ·s	135,600
• at 690 V		
• for combination switch +gG fuse / maximum	A <sup>2</sup> ·s	178,300
• for combination switch +aM fuse / maximum	A <sup>2</sup> ·s	201,200
<b>Let-through current / with closed switch</b>		
• for combination switch + fuse		
• at 400 V / maximum permissible	A	17,900
• at 500 V / maximum permissible	A	17,900

<ul style="list-style-type: none"> <li>• at 690 V</li> <li>• with combination switch +gG fuse / maximum permissible</li> <li>• with combination switch +aM fuse / maximum permissible</li> </ul>	A	17,600
	A	18,700
<b>Short-time current resistance (I<sub>cw</sub>) / limited to 1 s / rated value</b>	kA	4
<b>Making capacity short-circuit current (I<sub>cm</sub>) / for switch disconnecter / without fuse link / rated value / minimum</b>	kA	12
<b>Conditional short-circuit current / with line-side fuse protection</b>		
<ul style="list-style-type: none"> <li>• at 500 V / by gG fuse / rated value</li> <li>• at 690 V / by gG fuse / rated value</li> </ul>	kA	100
	kA	65
<b>Active power loss / with conventional rated thermal current / per pole</b>	W	3
<b>Product equipment / interlock</b>		Yes
<b>Type of the driving mechanism / motor drive</b>		No
<b>Product extension / optional / motor drive</b>		No
<b>Design of the electrical connection / for main current circuit</b>		flat connector
<b>Type of connectable conductor cross-sections</b>		
<ul style="list-style-type: none"> <li>• for copper conductor / stranded / with lug</li> <li>• according to DIN 46234</li> <li>• according to DIN 46235</li> <li>• for copper busbar</li> </ul>		1x (2.5 ... 95 mm <sup>2</sup> ), 2x (25 ... 50 mm <sup>2</sup> ) 1x (25 ... 70 mm <sup>2</sup> ), 2x (25 ... 50 mm <sup>2</sup> ) 1x (20x3 mm <sup>2</sup> )
<b>Number of connected NC contacts / for auxiliary contacts</b>		0
<b>Number of connected NO contacts / for auxiliary contacts</b>		0
<b>Number of connected changeover contacts / for auxiliary contacts</b>		0
<b>Product extension / auxiliary switch</b>		Yes
<b>Number of NC contacts / for auxiliary contacts</b>		0
<b>Number of NO contacts / for auxiliary contacts</b>		0
<b>Number of changeover contacts / for auxiliary contacts</b>		4
<b>Acceptability for application / switch disconnecter</b>		Yes
<b>Acceptability for application</b>		
<ul style="list-style-type: none"> <li>• emergency stop switch</li> <li>• main switch</li> <li>• safety cut-out switch</li> <li>• maintenance/repair switch</li> </ul>		No Yes Yes Yes
<b>Design of the operating mechanism</b>		manual operating mechanism
<b>Mounting type</b>		Floor mounting and snap-on mounting to 35 mm standard mounting rail
<b>Mounting type / rail mounting</b>		Yes
<b>Mounting type / front mounting with 4-hole attachment</b>		No
<b>Mounting type / front mounting with central attachment</b>		No
<b>Type from device</b>		fixed mounting

<b>mounting position</b>		any
<b>Position / of switch operating mechanism</b>		at the left end
<b>Design of handle</b>		direct handle, grey
<b>Width</b>	mm	121
<b>Height</b>	mm	168
<b>Depth</b>	mm	97
<b>Protection class IP</b> <ul style="list-style-type: none"> <li>• on the front</li> <li>• with closed switch / with cover or cable lug cover</li> </ul>		IP00 IP00 IP20
<b>Ambient temperature</b> <ul style="list-style-type: none"> <li>• during operating</li> <li>• during storage</li> </ul>	°C °C	-25 ... +70 -50 ... +80
<b>Degree of pollution</b>		3
<b>Mechanical operating cycles as operating time / typical</b>		15,000
<b>Electrical endurance (switching cycles)</b> <ul style="list-style-type: none"> <li>• at AC-23 A / at 690 V / at 50/60 Hz</li> <li>• at DC-23 A <ul style="list-style-type: none"> <li>• at 220 V</li> <li>• at 440 V</li> </ul> </li> </ul>		1,500 1,500 1,500
<b>Design of display</b> <ul style="list-style-type: none"> <li>• for switch position indicator manual operation</li> </ul>		ON-OFF-TEST
<b>Net weight</b>	g	850
<b>Reference code / according to DIN EN 61346-2</b>		Q
<b>Item designation / according to DIN EN 81346-2</b>		Q

#### Certificates/approvals:

General Product  
Approval

Declaration of Conformity



#### Further information:

**Information- and Downloadcenter (Catalogs, Brochures,...)**

<http://www.siemens.com/lowvoltage/catalogs>

**Industry Mall (Online ordering system)**

<https://eb.automation.siemens.com/mall/en/WW/Catalog/Product/3KD3032-0NE10-0>

**Service&Support (Manuals, Certificates, Characteristics, FAQs,...)**

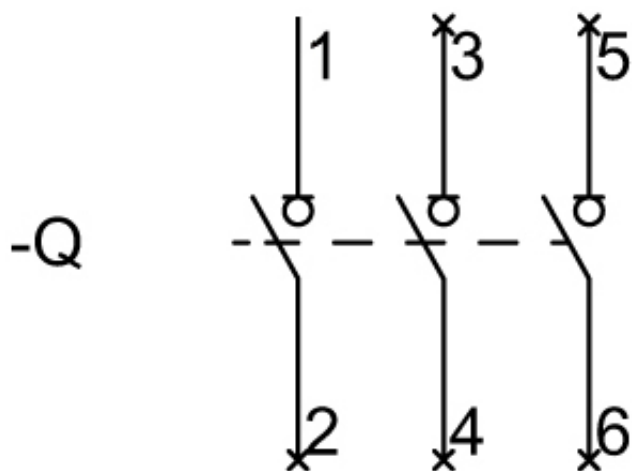
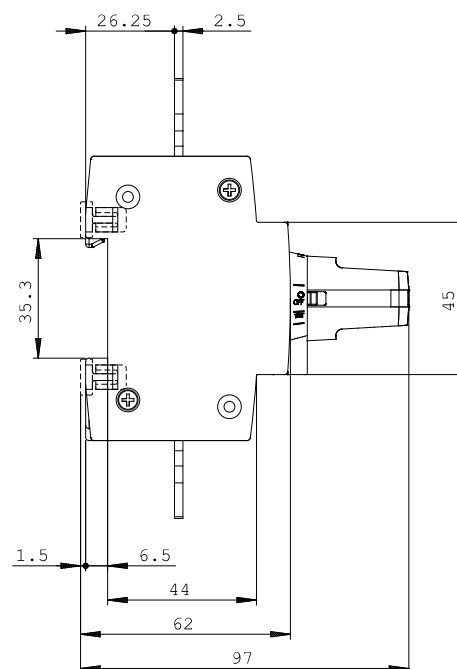
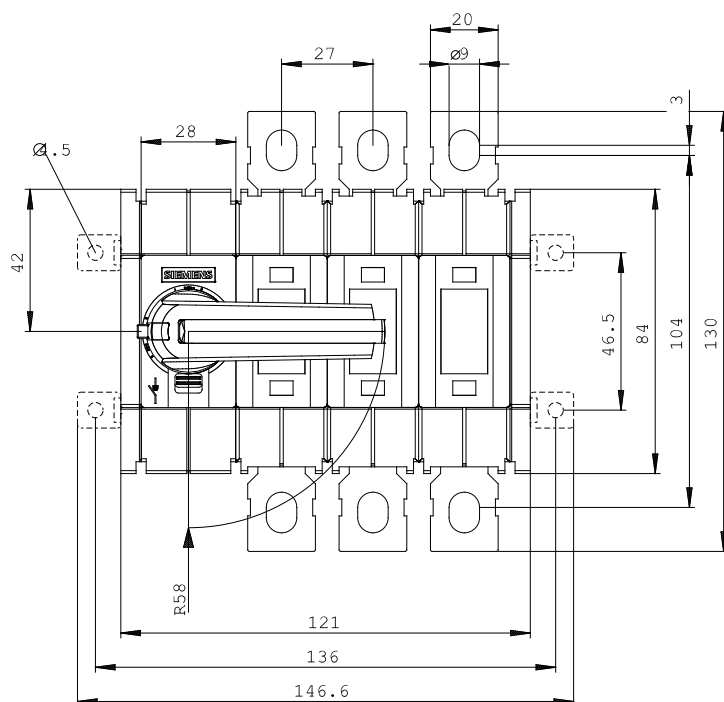
<http://support.automation.siemens.com/WW/view/en/3KD3032-0NE10-0/all>

**Image database (product images, 2D dimension drawings, 3D models, device circuit diagrams, ...)**

[http://www.automation.siemens.com/bilddb/cax\\_en.aspx?mlfb=3KD3032-0NE10-0](http://www.automation.siemens.com/bilddb/cax_en.aspx?mlfb=3KD3032-0NE10-0)

# Tender specifications

Datanorm [GAEB81](#) [GAEB83](#) [RTF](#) [TXT](#)



**last change:**

Apr 21, 2014