



TIME RELAY, ELECTRONIC, WITH STAR-DELTA FUNCTION, 1 CONTACTOR DELAYED, 1 CONTACTOR NON-DELAYED, 1 TIME SET. RANGE 3...60S, 200...240V AC AND 380...440V AC SCREW TERMINAL

Figure similar

General technical data:		
product brand name		SIRIUS
Product designation		timing relay
Mounting position		any
Product function at the relay outputs Switchover delayed/without delay		No
Product function non-volatile		No
Product component		
• Relay output		Yes
• semi-conductor output		No
Installation altitude at height above sea level maximum	m	2 000
Ambient temperature		
• during operation	°C	-25 ... +60
• during storage	°C	-40 ... +85
• during transport	°C	-40 ... +85
Relative humidity during operation	%	10 ... 95
EMC emitted interference acc. to IEC 61812-1		EN 61000-6-4(3)
EMI immunity acc. to IEC 61812-1		EN 61000-6-2

Conducted interference due to burst acc. to IEC 61000-4-4		2 kV network connection / 1 kV control connection
Conducted interference due to conductor-earth surge acc. to IEC 61000-4-5		2 kV
Conducted interference due to conductor-conductor surge acc. to IEC 61000-4-5		1 kV
Electrostatic discharge acc. to IEC 61000-4-2		4 kV contact discharge / 8 kV air discharge
Field-bound parasitic coupling acc. to IEC 61000-4-3		10 V/m
Surge voltage resistance rated value	V	4 000
Power loss [W] total typical	W	2
Equipment marking acc. to DIN 40719 extended according to IEC 204-2 acc. to IEC 750		K
Equipment marking acc. to DIN EN 81346-2		K
Category acc. to EN 954-1		none
Protection against electrical shock		finger-safe
Protection class IP		IP20
Mechanical service life (switching cycles) typical		10 000 000
Electrical endurance (switching cycles) at AC-15 at 230 V typical		100 000
Operating frequency with 3RT2 contactor maximum	1/h	5 000
Vibration resistance acc. to IEC 60068-2-6		10 ... 55 Hz / 0.35 mm
Shock resistance acc. to IEC 60068-2-27		11g / 15 ms
Relative repeat accuracy	%	1
Recovery time	ms	150
Degree of pollution		3
Insulation voltage for overvoltage category III according to IEC 60664 with degree of pollution 3 rated value	V	500
Relative setting accuracy relating to full-scale value	%	5

Switching Function:

Switching function

- ON-delay
- ON-delay/instantaneous contact
- passing make contact
- passing make contact/instantaneous contact
- OFF delay
- flashing asymmetrically starting with interval
- flashing asymmetrically starting with pulse
- flashing symmetrically starting with pulse
- flashing symmetrically starting with pulse/instantaneous
- flashing symmetrically starting with interval
- flashing symmetrically starting with interval/instantaneous

No
No
No
No
No
No
No
No
No
No
No

• star-delta circuit		Yes
• star-delta circuit with delay time		No
Switching function with control signal		
• additive ON delay		No
• passing break contact		No
• OFF delay		No
• pulse-shaping		No
• OFF delay/instantaneous		No
• ON-delay/OFF-delay/instantaneous		No
• passing break contact/instantaneous		No
• additive ON delay/instantaneous		No
• ON-delay/OFF-delay		No
• passing make contact		No
• passing make contact/instantaneous contact		No
• pulse delayed		No
• pulse delayed/instantaneous		No
• pulse-shaping/instantaneous		No
Switching function of interval relay with control signal		
• retrotriggerable with deactivated control signal/instantaneous contact		No
• retrotriggerable with activated control signal		No
• retrotriggerable with activated control signal/instantaneous contact		No
• retriggerable with deactivated control signal		No

Control circuit/ Control:		
Adjustable time	s	3 ... 60
Type of voltage of the control supply voltage		AC
Control supply voltage frequency 1	Hz	50 ... 60
Control supply voltage frequency 2	Hz	50 ... 60
Control supply voltage 1		
• at AC		
— at 50 Hz	V	200 ... 240
— at 60 Hz	V	200 ... 240
Control supply voltage 2 at AC		
• at 50 Hz	V	380 ... 440
• at 60 Hz	V	380 ... 440
Operating range factor control supply voltage rated value		
• at AC		
— at 50 Hz		0.85 ... 1.1
— at 60 Hz		0.85 ... 1.1

Auxiliary circuit:

Contact reliability of auxiliary contacts		one incorrect switching operation of 100 million switching operations (17 V, 5 mA)
Material of switching contacts		AgSnO ₂
Operating current of auxiliary contacts		
<ul style="list-style-type: none"> at AC-15 <ul style="list-style-type: none"> at 24 V at 250 V at DC-13 <ul style="list-style-type: none"> at 24 V at 125 V at 250 V 	A A A A A	3 3 1 0.2 0.1
Design of the fuse link for short-circuit protection of the auxiliary switch required		fuse gL/gG: 4 A
Thermal current	A	5
Switching capacity current with inductive load	A	0.01 ... 3
Number of NC contacts		
<ul style="list-style-type: none"> delayed switching instantaneous contact 		0 0
Number of NO contacts		
<ul style="list-style-type: none"> delayed switching instantaneous contact 		1 1
Number of CO contacts		
<ul style="list-style-type: none"> delayed switching instantaneous contact 		0 0

Installation/ mounting/ dimensions:






Mounting type		screw and snap-on mounting onto 35 mm standard mounting rail
Width	mm	22.5
Height	mm	100
Depth	mm	90
Required spacing with side-by-side mounting		
<ul style="list-style-type: none"> upwards forwards at the side Backwards downwards 	mm mm mm mm mm	0 0 0 0 0
Required spacing for grounded parts		
<ul style="list-style-type: none"> Backwards at the side upwards forwards 	mm mm mm mm	0 0 0 0

• downwards	mm	0
Required spacing for live parts		
• downwards	mm	0
• Backwards	mm	0
• at the side	mm	0
• forwards	mm	0
• upwards	mm	0

Connections/ Terminals:

Type of electrical connection for auxiliary and control current circuit		screw-type terminals
Type of connectable conductor cross-sections		1x (0.5 ... 4.0 mm ²), 2x (0.5 ... 2.5 mm ²) 1x (0.5 ... 4 mm ²), 2x (0.5 ... 1.5 mm ²) 1x (20 ... 12), 2x (20 ... 14) 1x (20 ... 12), 2x (20 ... 14)
Tightening torque	N·m	0.6 ... 0.8

Certificates/ approvals:

General Product Approval	Declaration of Conformity	other
 CCC	 UL	 EG-Konf.
 CSA		Umweltbestätigung
 EAC		

Railway

[Bestätigungen](#)

Further information

Information- and Downloadcenter (Catalogs, Brochures,...)

<http://www.siemens.com/industrial-controls/catalogs>

Industry Mall (Online ordering system)

<http://www.siemens.com/industrymall>

Cax online generator

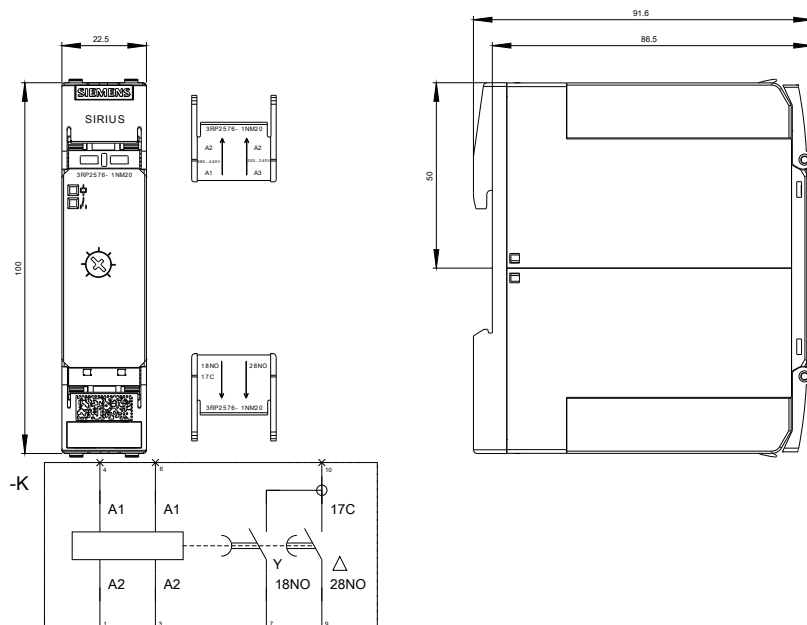
<http://support.automation.siemens.com/WW/CAXorder/default.aspx?lang=en&mlfb=3RP25761NM20>

Service&Support (Manuals, Certificates, Characteristics, FAQs,...)

<https://support.industry.siemens.com/cs/ww/en/ps/3RP25761NM20>

Image database (product images, 2D dimension drawings, 3D models, device circuit diagrams, EPLAN macros, ...)

http://www.automation.siemens.com/bilddb/cax_de.aspx?mlfb=3RP25761NM20&lang=en



last modified:

08.12.2015