

ILLUMINATED PUSHBUTTON, 22MM, ROUND, PLASTIC WITH METAL FRONT RING, CLEAR, FLAT BUTTON, MOMENTARY CONTACT TYPE, WITH HOLDER, 1NO, LED MODULE, WITH INTEGRATED LED 24V AC/DC, SPRING-TYPE TERMINAL



Figure similar

<b>Product brand name</b>	SIRIUS ACT
<b>Product designation</b>	Pushbuttons
<b>Product type designation</b>	3SU1
<b>Manufacturer's article number</b>	<ul style="list-style-type: none"> <li>• of supplied contact module <a href="#">3SU1400-1AA10-3BA0</a></li> <li>• 1 of supplied contact module <a href="#">3SU1400-1AA10-3BA0</a></li> <li>• of supplied LED module <a href="#">3SU1401-1BB60-3AA0</a></li> <li>• of the supplied holder <a href="#">3SU1500-0AA10-0AA0</a></li> <li>• of the supplied actuator <a href="#">3SU1031-0AB70-0AA0</a></li> </ul>
<b>Number of command points</b>	1

Actuator	
<b>Design of the operating mechanism</b>	illuminated pushbutton with flat button
<b>Manner of function of the actuating element</b>	Momentary contact type
<b>Product extension optional Light source</b>	Yes
<b>Color</b>	
<ul style="list-style-type: none"> <li>• of the actuating element</li> </ul>	Clear
<b>Material of the actuating element</b>	plastic

Shape of the actuating element	round
Outer diameter of the actuating element	29.45 mm
Number of contact modules	1
Type of unlocking device	without

#### Front ring

Product component front ring	Yes
Design of the front ring	Standard
Material of the front ring	Metal, matt
Color of the front ring	sand gray

#### Holder

Material of the holder	Plastic
------------------------	---------

#### Display

Number of LED modules	1
-----------------------	---

#### General technical data

<b>Product function</b>	
• positive opening	No
<b>Product component</b>	
• Light source	Yes
<b>Insulation voltage</b>	
• rated value	320 V
<b>Degree of pollution</b>	3
<b>Surge voltage resistance rated value</b>	4 kV
<b>Protection class IP</b>	IP66, IP67, IP69(IP69K)
• of the terminal	IP20
<b>Degree of protection NEMA rating</b>	NEMA 1, 2, 3, 3R, 4, 4X, 12
<b>Shock resistance</b>	
• acc. to IEC 60068-2-27	Sinusoidal half-wave 50 g / 11 ms
• for railway applications acc. to DIN EN 61373	Category 1, Class B
<b>Vibration resistance</b>	
• acc. to IEC 60068-2-6	10 ... 500 Hz: 5g
• for railway applications acc. to DIN EN 61373	Category 1, Class B
<b>Operating frequency maximum</b>	3 600 1/h
<b>Mechanical service life (switching cycles)</b>	
• typical	3 000 000
<b>Electrical endurance (switching cycles)</b>	
• typical	10 000 000
<b>Thermal current</b>	10 A
<b>Equipment marking</b>	
• acc. to DIN EN 61346-2	S
• acc. to DIN EN 81346-2	S
<b>Continuous current of the C characteristic MCB</b>	10 A; for a short-circuit current smaller than 400 A

<b>Continuous current of the quick DIAZED fuse link</b>	10 A
<b>Continuous current of the DIAZED fuse link gG</b>	10 A
<b>Main circuit</b>	
<b>Operating voltage</b>	
<ul style="list-style-type: none"> <li>• at AC <ul style="list-style-type: none"> <li>— at 50 Hz rated value</li> <li>— at 60 Hz rated value</li> </ul> </li> <li>• at DC <ul style="list-style-type: none"> <li>— rated value</li> </ul> </li> </ul>	5 ... 500 V 5 ... 500 V 5 ... 500 V
<b>Power Electronics</b>	
<b>Contact reliability</b>	One maloperation per 100 million (17 V, 5 mA), one maloperation per 10 million (5 V, 1 mA)
<b>Supply voltage</b>	
<b>Supply voltage 1 of the light source at AC</b>	
<ul style="list-style-type: none"> <li>• at 50 Hz rated value</li> <li>• at 60 Hz rated value</li> </ul>	24 V 24 V
<b>Supply voltage 1 of the light source at DC</b>	
<ul style="list-style-type: none"> <li>• rated value</li> </ul>	24 V
<b>Auxiliary circuit</b>	
<b>Design of the contact of auxiliary contacts</b>	Silver alloy
<b>Number of NC contacts</b>	
<ul style="list-style-type: none"> <li>• for auxiliary contacts</li> </ul>	0
<b>Number of NO contacts</b>	
<ul style="list-style-type: none"> <li>• for auxiliary contacts</li> </ul>	1
<b>Number of CO contacts</b>	
<ul style="list-style-type: none"> <li>• for auxiliary contacts</li> </ul>	0
<b>Connections/Terminals</b>	
<b>Type of electrical connection</b>	
<ul style="list-style-type: none"> <li>• of modules and accessories</li> </ul>	Spring-type terminal
<b>Type of connectable conductor cross-sections</b>	
<ul style="list-style-type: none"> <li>• solid without core end processing</li> <li>• finely stranded with core end processing</li> <li>• finely stranded without core end processing</li> <li>• at AWG conductors</li> </ul>	2x (0.25 ... 1.5 mm <sup>2</sup> ) 2x (0.25 ... 0.75 mm <sup>2</sup> ) 2x (0.25 ... 1.5 mm <sup>2</sup> ) 2x (24 ... 16)
<b>Tightening torque of the screws in the bracket</b>	1 ... 1.2 N·m
<b>Lamp</b>	
<b>Type of light source</b>	LED
<b>Color of the light source</b>	white
<b>Light intensity</b>	900 ... 1 400 mcd
<b>Ambient conditions</b>	



<b>Ambient temperature</b>	
<ul style="list-style-type: none"> <li>during operation</li> <li>during storage</li> </ul>	<p>-25 ... +70 °C</p> <p>-40 ... +80 °C</p>
Environmental category during operation acc. to IEC 60721	3M6, 3S2, 3B2, 3K6 (with relative air humidity of 10 ... 95 %, no condensation in operation permitted for all devices behind front panel)

### Installation/ mounting/ dimensions

<b>Mounting type</b>	front mounting
<ul style="list-style-type: none"> <li>of modules and accessories</li> </ul>	Front plate mounting
<b>Height</b>	40 mm
<b>Width</b>	30 mm
<b>Shape of the installation opening</b>	round
<b>Mounting diameter</b>	22.3 mm
<b>Positive tolerance of installation diameter</b>	0.4 mm
<b>Mounting height</b>	11 mm
<b>Installation width</b>	29.5 mm
<b>Installation depth</b>	49.7 mm

### Certificates/approvals

General Product Approval	Declaration of Conformity	Test Certificates
 CCC  CSA  UL	 EAC  CE EG-Konf.	<a href="#">Declaration of the Compliance with the order</a>

Test Certificates	Shipping Approval
<a href="#">Special Test Certificate</a>	 ABS  Lloyd's Register LRS  PRS  RINA  RMRS

<b>other</b>
<a href="#">Confirmation</a>

### Further information

**Information- and Downloadcenter (Catalogs, Brochures,...)**  
<http://www.siemens.com/industrial-controls/catalogs>

**Industry Mall (Online ordering system)**  
<https://mall.industry.siemens.com/mall/en/en/Catalog/product?mfb=3SU1132-0AB70-3BA0>

**Cax online generator**

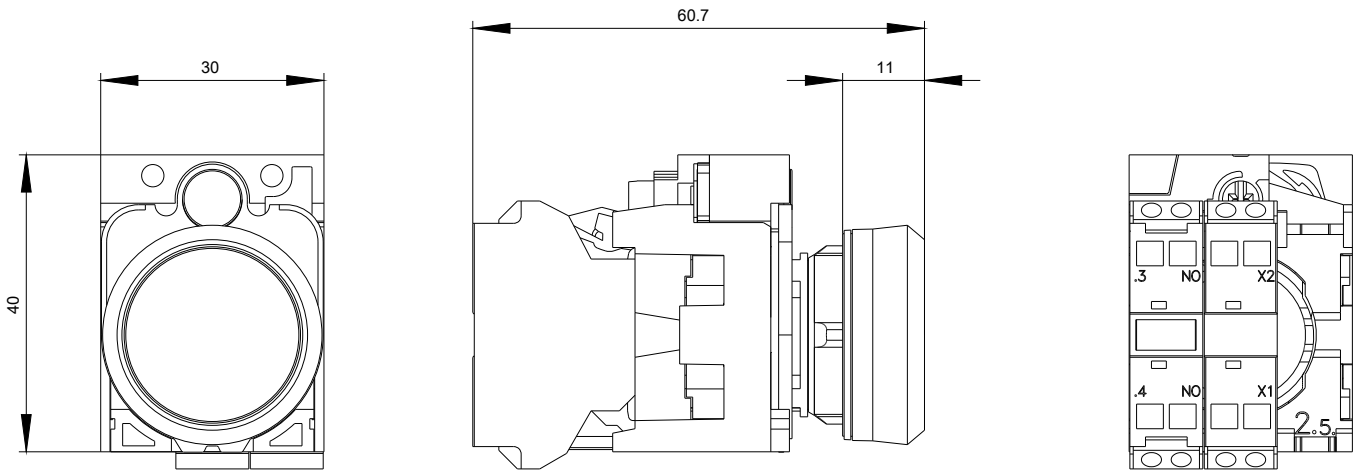
<http://support.automation.siemens.com/WW/CAXorder/default.aspx?lang=en&mlfb=3SU1132-0AB70-3BA0>

**Service&Support (Manuals, Certificates, Characteristics, FAQs,...)**

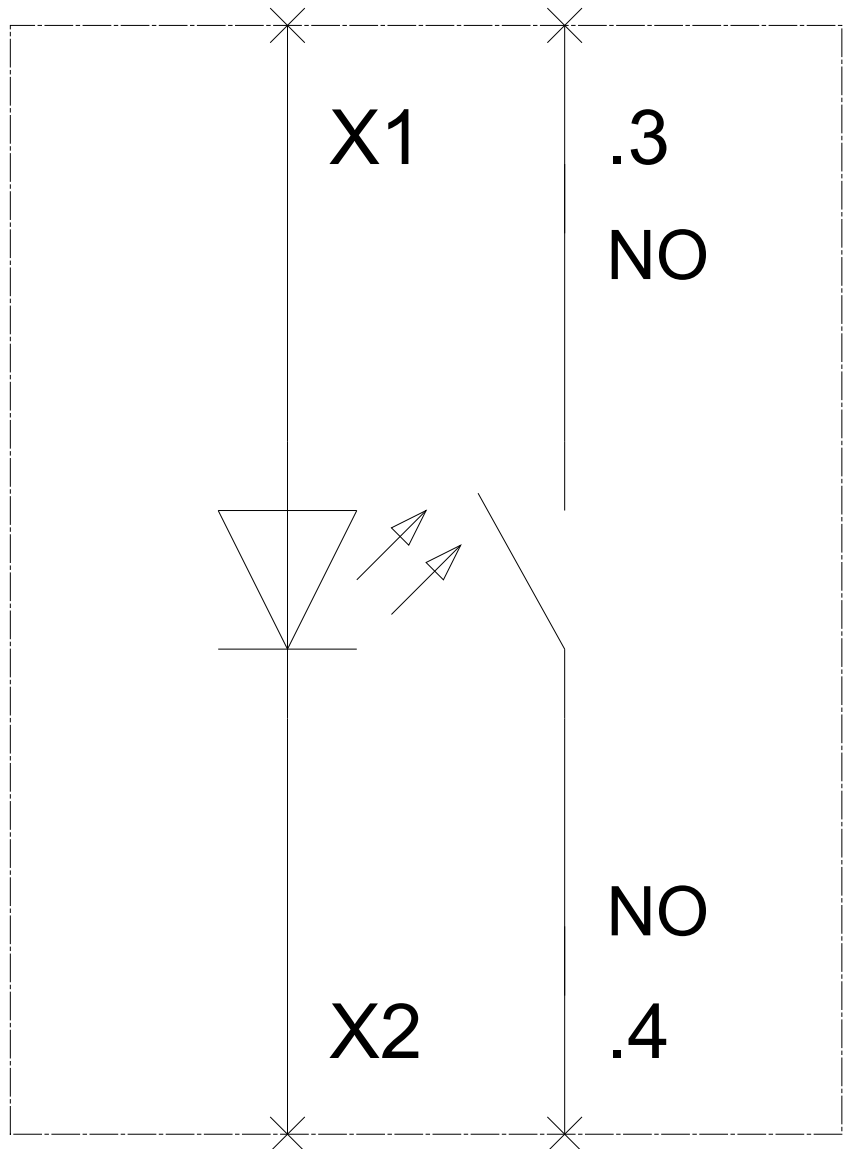
<https://support.industry.siemens.com/cs/ww/en/ps/3SU1132-0AB70-3BA0>

**Image database (product images, 2D dimension drawings, 3D models, device circuit diagrams, EPLAN macros, ...)**

[http://www.automation.siemens.com/bilddb/cax\\_de.aspx?mlfb=3SU1132-0AB70-3BA0&lang=en](http://www.automation.siemens.com/bilddb/cax_de.aspx?mlfb=3SU1132-0AB70-3BA0&lang=en)



**-P**  
**24 V AC/DC**



last modified:

07/10/2017