

LED MODULE WITH INTEGRATED LED 24V AC/DC, WHITE, SCREW TERMINAL, FOR FRONT PLATE MOUNTING



Figure similar

Product brand name	SIRIUS ACT
Product designation	LED module
Product type designation	3SU1

General technical data	
Product component	
• diode	Yes
• lamp transformer	No
• Light source	Yes
• series resistor	No
Insulation voltage	
• rated value	320 V
Degree of pollution	3
Type of voltage	
• of the operating voltage	AC/DC
• for actuation	AC/DC
Surge voltage resistance rated value	4 kV
Consumed current	

<ul style="list-style-type: none"> • maximum 	20 mA
Protection class IP	
<ul style="list-style-type: none"> • of the enclosure 	IP40
<ul style="list-style-type: none"> • of the terminal 	IP20
Shock resistance	
<ul style="list-style-type: none"> • acc. to IEC 60068-2-27 	Sinusoidal half-wave 50 g / 11 ms
<ul style="list-style-type: none"> • for railway applications acc. to DIN EN 61373 	Category 1, Class B
Vibration resistance	
<ul style="list-style-type: none"> • acc. to IEC 60068-2-6 	10 ... 500 Hz: 5g
<ul style="list-style-type: none"> • for railway applications acc. to DIN EN 61373 	Category 1, Class B
Operating period typical	100 000 h
Equipment marking	
<ul style="list-style-type: none"> • acc. to DIN EN 61346-2 	P
<ul style="list-style-type: none"> • acc. to DIN EN 81346-2 	P

Main circuit

Operating voltage 1	
<ul style="list-style-type: none"> • at AC 	
<ul style="list-style-type: none"> — at 50 Hz rated value 	24 V
<ul style="list-style-type: none"> — at 60 Hz rated value 	24 V
<ul style="list-style-type: none"> • at DC rated value 	24 V
Relative positive tolerance of the operating voltage	20 %
Relative negative tolerance of the operating voltage	20 %

Connections/Terminals

Type of electrical connection	screw-type terminals
Type of connectable conductor cross-sections	
<ul style="list-style-type: none"> • solid with core end processing 	2x (0.5 ... 0.75 mm ²)
<ul style="list-style-type: none"> • solid without core end processing 	2x (1.0 ... 1.5 mm ²)
<ul style="list-style-type: none"> • finely stranded with core end processing 	2x (0.5 ... 1.5 mm ²)
<ul style="list-style-type: none"> • finely stranded without core end processing 	2x (1,0 ... 1,5 mm ²)
<ul style="list-style-type: none"> • at AWG conductors 	2x (18 ... 14)
Tightening torque	
<ul style="list-style-type: none"> • with screw-type terminals 	0.8 ... 0.9 N·m

Lamp

Type of light source	LED
Color of the light source	white
Light intensity	900 ... 1 400 mcd

Ambient conditions

Ambient temperature	
<ul style="list-style-type: none"> • during operation 	-25 ... +70 °C
<ul style="list-style-type: none"> • during storage 	-40 ... +80 °C

Environmental category during operation acc. to IEC 60721	3M6, 3S2, 3B2, 3K6 (with relative air humidity of 10 ... 95 %, no condensation in operation permitted)
---	--

Installation/ mounting/ dimensions

Mounting type	Front plate mounting
• of modules and accessories	
Height	33.2 mm
Width	9.8 mm
Depth	29.4 mm

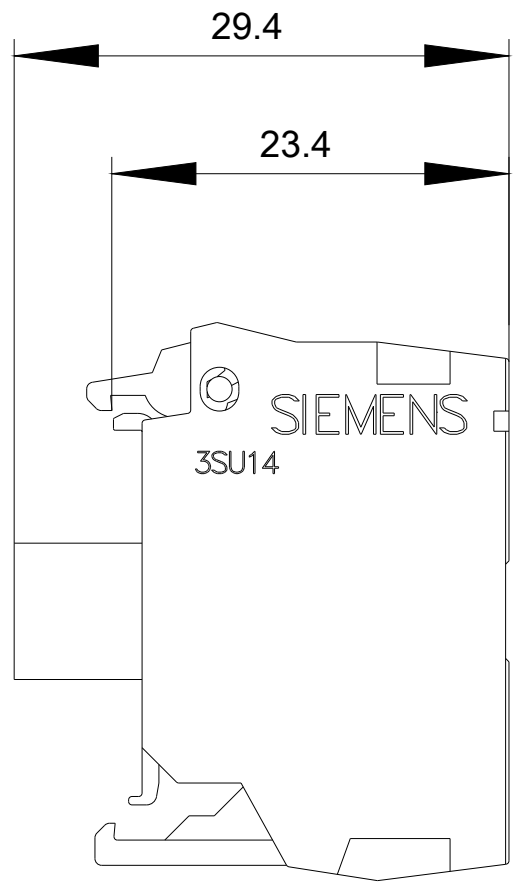
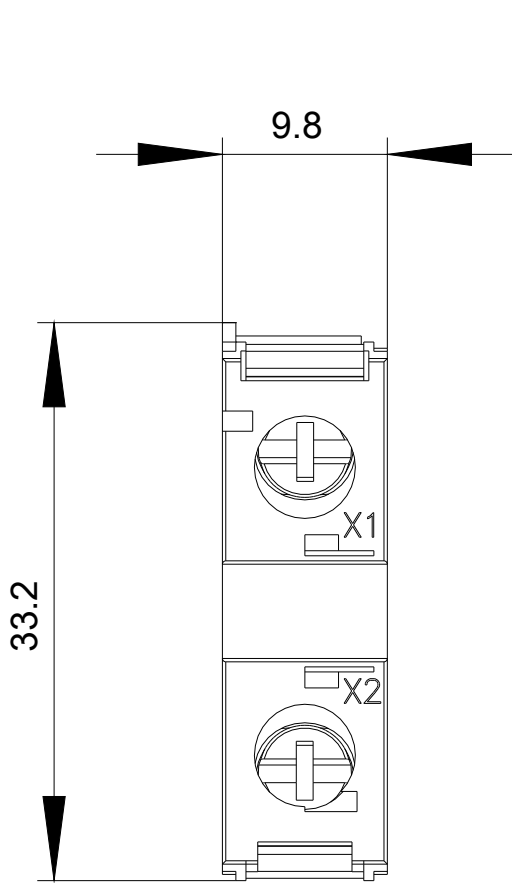
Certificates/approvals

General Product Approval	Declaration of Conformity	Test Certificates
 CCC  CSA  UL	 EAC  CE EG-Konf.	Declaration of the Compliance with the order

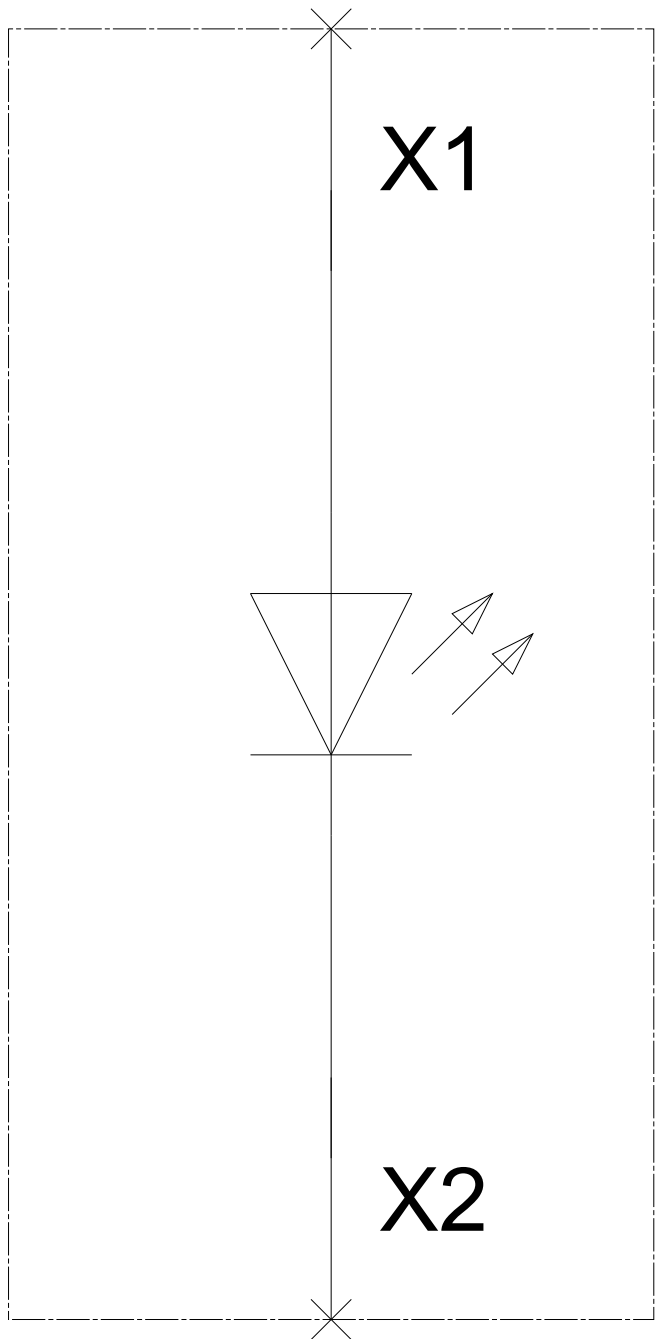
Test Certificates	other
Special Test Certificate	Confirmation

Further information

- Information- and Downloadcenter (Catalogs, Brochures,...)**
<http://www.siemens.com/industrial-controls/catalogs>
- Industry Mall (Online ordering system)**
<https://mall.industry.siemens.com/mall/en/en/Catalog/product?mlfb=3SU1401-1BB60-1AA0>
- Cax online generator**
<http://support.automation.siemens.com/WW/CAXorder/default.aspx?lang=en&mlfb=3SU1401-1BB60-1AA0>
- Service&Support (Manuals, Certificates, Characteristics, FAQs,...)**
<https://support.industry.siemens.com/cs/ww/en/ps/3SU1401-1BB60-1AA0>
- Image database (product images, 2D dimension drawings, 3D models, device circuit diagrams, EPLAN macros, ...)**
http://www.automation.siemens.com/bilddb/cax_de.aspx?mlfb=3SU1401-1BB60-1AA0&lang=en



-P
24 V AC/DC



last modified:

07/10/2017