



ENCLOSURE FOR COMMAND DEVICES, 22MM, ROUND, ENCLOSURE MATERIAL PLASTIC, ENCLOSURE TOP PART YELLOW, 1 COMMAND POINT PLASTIC, COMMAND POINT AT CENTER, A=EM. STOP MUSH. PUSHB. RED, 40MM, ROTATE TO UNLATCH, 1NC, SCREW TERMINAL, BASE MOUNTING,

Figure similar

Product brand name	SIRIUS ACT
Product designation	Enclosures
Product type designation	3SU1
Manufacturer's article number	
<ul style="list-style-type: none"> • of supplied contact module • of supplied contact module at the command point A 1 • of the supplied holder • of the supplied holder at the command point A • of the supplied actuator • of the supplied actuator at the command point A • of supplied empty enclosure 	<p>A1 = 3SU1400-2AA10-1CA0 3SU1400-2AA10-1CA0</p> <p>A = 3SU1500-0AA10-0AA0 3SU1500-0AA10-0AA0</p> <p>A = 3SU1000-1HB20-0AA0 3SU1000-1HB20-0AA0</p> <p>3SU1801-0AA00-0AA2</p>

Enclosure	
Design of the housing	Command point in center
Shape of the enclosure front	Square
Material of the enclosure	plastic

Number of command points	1
Product component	
• EMERGENCY STOP device	Yes
• protective collar	No
Color	
• of top part of the enclosure	yellow
Delivery state	
• as a kit	No
• pre-wired on strip terminal	No
Mounting type of the enclosure	Vertical

Actuator

Design of the operating mechanism	Emergency stop mushroom pushbutton
Suitability for use EMERGENCY OFF switch	Yes
Product feature	
• lockout	No
Product extension optional Light source	No
Color	
• of the actuating element	Red
Material of the actuating element	plastic
Shape of the actuating element	round
Number of contact modules	1
Type of unlocking device	A = rotate-to-unlatch mechanism

Front ring

Product component front ring	No
Design of the front ring	Standard

Holder

Material of the holder	Plastic
-------------------------------	---------

Display

Number of LED modules	0
------------------------------	---

General technical data

Product function	
• positive opening	Yes
• EMERGENCY OFF function	Yes
• EMERGENCY STOP function	Yes
Protection class IP	IP66, IP67, IP69(IP69K)
Degree of protection NEMA rating	NEMA 1, 2, 3, 3R, 4, 4X, 12K
Shock resistance	
• acc. to IEC 60068-2-27	Sinusoidal half-wave 50 g / 11 ms
• for railway applications acc. to DIN EN 61373	Category 1, Class B
Vibration resistance	
• acc. to IEC 60068-2-6	10 ... 500 Hz: 5g

<ul style="list-style-type: none"> • for railway applications acc. to DIN EN 61373 	Category 1, Class B
Equipment marking	
<ul style="list-style-type: none"> • acc. to DIN EN 61346-2 	S
<ul style="list-style-type: none"> • acc. to DIN EN 81346-2 	S
Continuous current of the C characteristic MCB	10 A; for a short-circuit current smaller than 400 A
Continuous current of the quick DIAZED fuse link	10 A
Continuous current of the DIAZED fuse link gG	10 A

Main circuit

Operating voltage	
<ul style="list-style-type: none"> • at AC <ul style="list-style-type: none"> — at 50 Hz rated value — at 60 Hz rated value • at DC <ul style="list-style-type: none"> — rated value 	5 ... 500 V 5 ... 500 V 5 ... 500 V

Auxiliary circuit

Design of the contact of auxiliary contacts	Silver alloy
Number of NC contacts	
<ul style="list-style-type: none"> • for auxiliary contacts 	1
Number of NO contacts	
<ul style="list-style-type: none"> • for auxiliary contacts 	0
Number of CO contacts	
<ul style="list-style-type: none"> • for auxiliary contacts 	0

Connections/Terminals

Type of electrical connection	
<ul style="list-style-type: none"> • of modules and accessories 	Screw-type terminal
Type of electrical connection on enclosure	Cable routing above and below, both 1 x M20
Tightening torque of the screws in the bracket	1 ... 1.2 N·m
Tightening torque of mounting screws in the enclosure cover	1.5 ... 1.7 N·m
Tightening torque	
<ul style="list-style-type: none"> • with screw-type terminals 	0.8 ... 0.9 N·m

Interfaces

Design of the interface	
<ul style="list-style-type: none"> • for communication 	without

Ambient conditions

Ambient temperature	
<ul style="list-style-type: none"> • during operation • during storage 	-25 ... +70 °C -40 ... +80 °C
Environmental category during operation acc. to IEC 60721	3M6, 3S2, 3B2, 3C3, 3K6 (with relative air humidity of 10 ... 95 %, no condensation in operation permitted for all devices behind front panel)

Installation/ mounting/ dimensions

Mounting type	
• of modules and accessories	Floor mounting
Height	85 mm
Width	85 mm
Depth	109 mm
Shape of the installation opening	round

Accessories

Number of labels	0
Marking of the name plate for command devices	A = I

Certificates/approvals

General Product Approval	Declaration of Conformity
---------------------------------	----------------------------------



CCC



CSA



UL



VDE



EG-Konf.

Test Certificates	Shipping Approval
--------------------------	--------------------------

[Declaration of the Compliance with the order](#)

[Special Test Certificate](#)



ABS



LRS



PRS



RINA

Shipping Approval	other
--------------------------	--------------



RMRS

[Confirmation](#)

Further information

Information- and Downloadcenter (Catalogs, Brochures,...)

<http://www.siemens.com/industrial-controls/catalogs>

Industry Mall (Online ordering system)

<https://mall.industry.siemens.com/mall/en/en/Catalog/product?mlfb=3SU1801-0NA00-2AA2>

Cax online generator

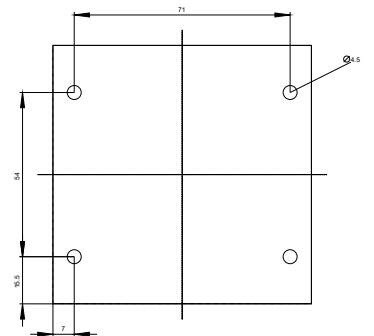
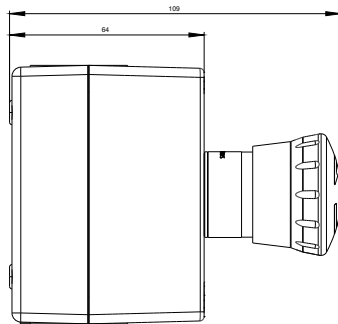
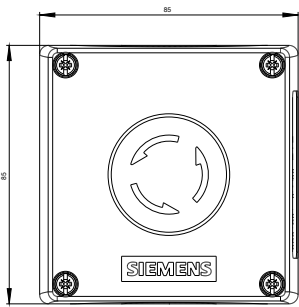
<http://support.automation.siemens.com/WW/CAXorder/default.aspx?lang=en&mlfb=3SU1801-0NA00-2AA2>

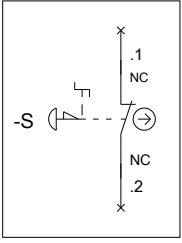
Service&Support (Manuals, Certificates, Characteristics, FAQs,...)

<https://support.industry.siemens.com/cs/ww/en/ps/3SU1801-0NA00-2AA2>

Image database (product images, 2D dimension drawings, 3D models, device circuit diagrams, EPLAN macros, ...)

http://www.automation.siemens.com/bilddb/cax_de.aspx?mlfb=3SU1801-0NA00-2AA2&lang=en





SIEMENS

3SU18.1.NA0_01_4_IEC.DXF

last modified:

07/10/2017