



CIRCUIT BREAKER 3VA2 IEC FRAME 160 BREAKING CAPACITY CLASS M ICU=55KA @ 415 V 3POLE, LINE PROTECTION ETU550, LSI, IN=25A OVERLOAD PROTECTION IR=10A ...25A SHORT CIRCUIT PROTECTION ISD=0,6..10X IN, II=1,5..12X IN NEUTRAL PROTECTION OPTIONAL WITH EXT. CT,UPTO 160% CABLE CONNECTION

Model	
product brandname	SENTRON
Product designation	Molded case circuit breaker
Design of the product	Line protection
Design of the overcurrent release	ETU550
Protective function of the overcurrent release	LSI
Number of poles	3

General technical data	
Tension assignée d'isolement U_i	800 V
Max. rated operational voltage U_e with AC 50/60Hz	690 V
Active power loss / for rated value of the current / at AC / in hot operating state / per device	0.6 W
Active power loss / for rated value of the current / at AC / in hot operating state / per pole	0.2 W
Mechanical service life (switching cycles) / typical	20 000
Electrical endurance (switching cycles) / at AC-1 / at 380/415 V 50/60 Hz	12 000
Neutral conductors / upgradeable/retrofitable	Yes
Ground fault monitoring version	Without

Product function	
• communication function	Yes
• other measurement function	No
Net weight	2.44 kg

Electricity

Max. rated operational voltage of the size of the circuit-breaker	160 A
Courant permanent assigné Iu	25 A
Operating current	
• at 40 °C	25 A
• at 45 °C	25 A
• at 50 °C	25 A
• at 55 °C	25 A
• at 60 °C	25 A
• at 65 °C	25 A
• at 70 °C	25 A

Switching capacity according to IEC 60947

Switching capacity class of the circuit breaker	M
Maximum short-circuit current breaking capacity (Icu)	
• at 240 V	85 kA
• at 415 V	55 kA
• at 440 V	55 kA
• at 500 V	36 kA
• at 690 V	2.5 kA
Operational short-circuit current breaking capacity (Ics)	
• at 240 V	85 kA
• at 415 V	55 kA
• at 440 V	55 kA
• at 500 V	36 kA
• at 690 V	2.5 kA
Short-circuit current making capacity (Icm)	
• at 240 V	187 kA
• at 415 V	121 kA
• at 440 V	121 kA
• at 500 V	76 kA
• at 690 V	3.8 kA

Adjustable parameters

Adjustable response value current / I _g min.	10 A
Adjustable response value current / I _g min.	25 A
Adjustable response value current / I _g min.	0.5

Adjustable response value current / I _g min.	25
Adjustable response value current / I _g min.	15 A
Adjustable response value current / I _g min.	250 A
Short-term delayed / tripping switchable / I _{2t} =ON/OFF	Yes
Adjustable response value current / I _g min.	0.05 s
Adjustable response value current / I _g min.	0.5 s
Adjustable response value current / I _g min.	0.05 s
Adjustable response value current / I _g min.	0.5 s
Adjustable response value current / I _i min.	38 A
Adjustable response value current / I _i max.	300 A
Design of the N-conductor protection	Without
Ground fault protection / tripping switchable / I _{2t} =ON/OFF	No

Mechanical Design

Height [in]	7.1 in
Height	181 mm
Width [in]	4.1 in
Width	105 mm
Depth [in]	4.2 in
Depth	107 mm

Connections

Arrangement of electrical connectors / for main current circuit	Front terminal
Type of electrical connection / for main current circuit	Box terminal
Type of connectable conductor cross-section, round conductor terminal, stranded	1 x (6-120 mm ²)

Auxiliary circuit

Number of CO contacts / for auxiliary contacts	0
--	---

Accessories

Product extension / optional / motor drive	Yes
--	-----

Environmental conditions

Protection class IP / on the front	IP40
Ambient temperature	
<ul style="list-style-type: none"> • during operation / minimum • during operation / maximum • during storage / minimum • during storage / maximum 	<ul style="list-style-type: none"> -25 °C 70 °C -40 °C 80 °C

Certificates

Equipment marking / acc. to DIN EN 81346-2	Q
--	---

General Product Approval	EMC	Declaration of Conformity
--------------------------	-----	---------------------------



CCC



VDE

[Sonstige](#)



RCM



EG-Konf.

Test Certificates	Shipping Approval
-------------------	-------------------

[Typprüfbescheinigung/Werkszeugnis](#)

[Sonstige](#)

[spezielle Prüfbescheinigungen](#)



ABS



BUREAU VERITAS



GL

Shipping Approval	other
-------------------	-------



LRS



RMRS

[Sonstige](#)

Further information

Information- and Downloadcenter (Catalogs, Brochures,...)

<http://www.siemens.com/lowvoltage/catalogs>

Industry Mall (Online ordering system)

<https://mall.industry.siemens.com/mall/en/en/Catalog/product?mlfb=3VA2125-5JP36-0AA0>

Service&Support (Manuals, Certificates, Characteristics, FAQs,...)

<http://support.automation.siemens.com/WW/view/en/3VA2125-5JP36-0AA0/all>

Image database (product images, 2D dimension drawings, 3D models, device circuit diagrams, ...)

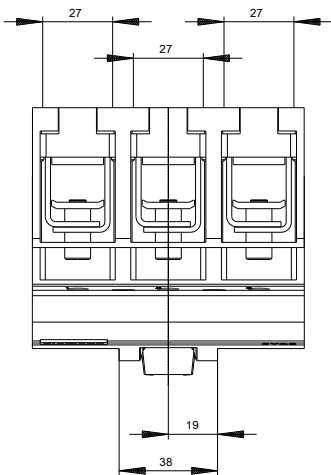
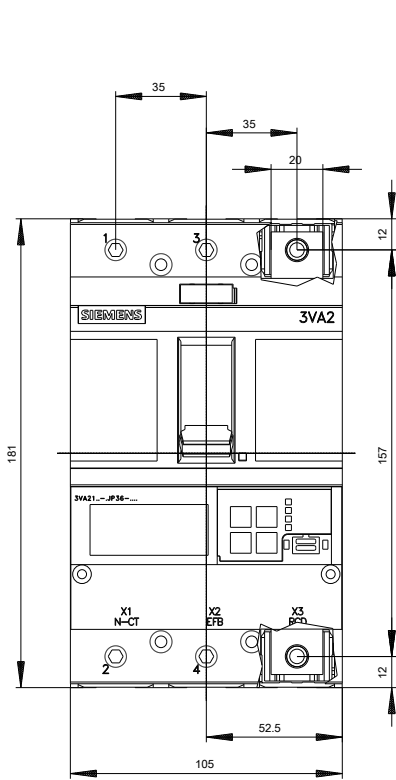
http://www.automation.siemens.com/bilddb/cax_en.aspx?mlfb=3VA2125-5JP36-0AA0

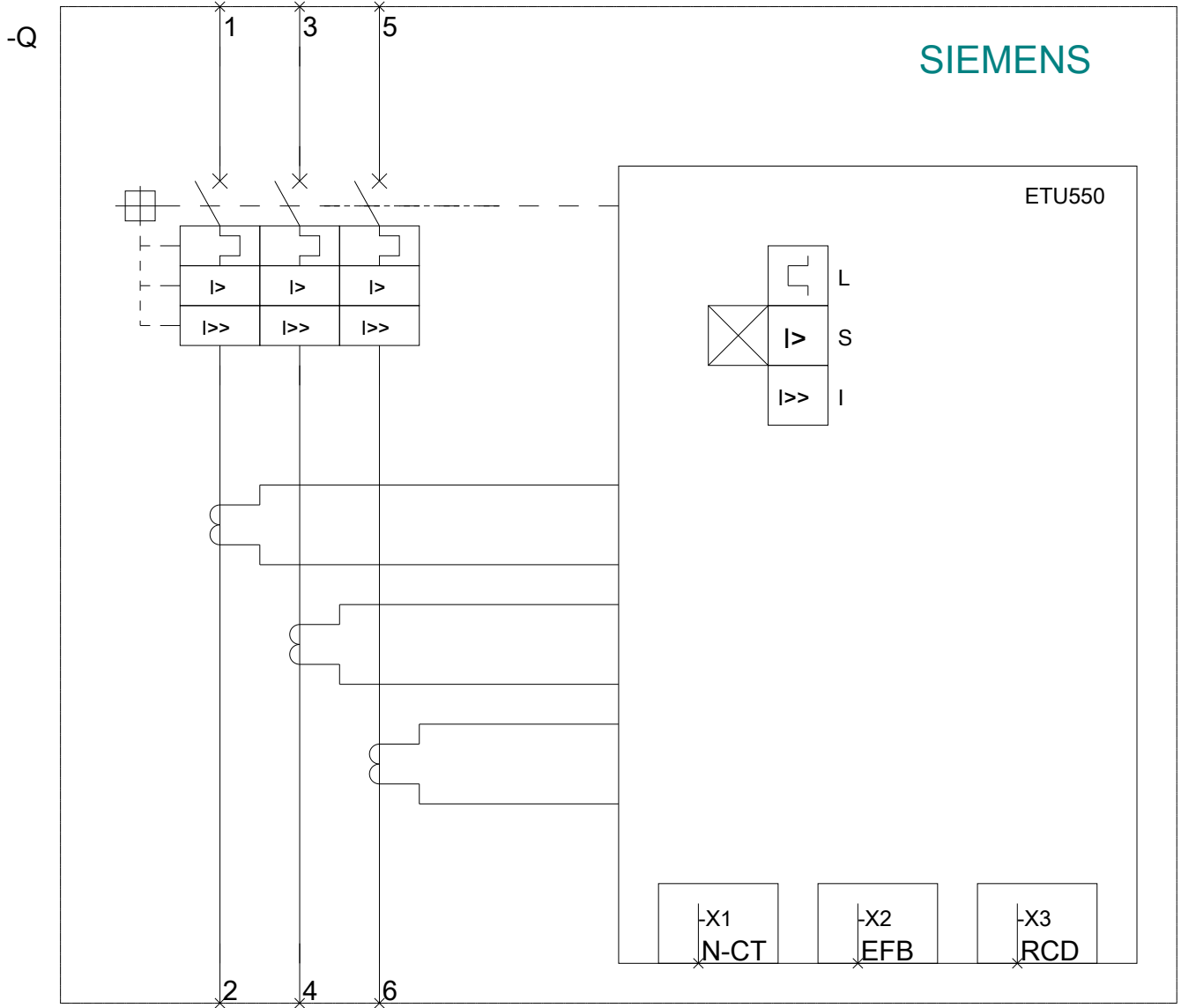
CAX-Online-Generator

<http://www.siemens.com/cax>

Tender specifications

<http://www.siemens.com/specifications>





last modified:

05/24/2017