



CIRCUIT BREAKER 3VA2 IEC FRAME 100 BREAKING CAPACITY CLASS M ICU=55KA @ 415 V 4POLE, LINE PROTECTION ETU560, LSIG, IN=25A OVERLOAD PROTECTION IR=10A ...25A SHORT CIRCUIT PROTECTION ISD=0,6..10X IN, II=1,5..12X IN NEUTRAL PROTECTION ADJUSTABLE (OFF, UPTO 160%) GROUNDFAULT, SWITCHABLE IG=0,2... 1 X IN, TG=0,050,8MS CABLE CONNECTION

Similar to image

General technical data:		
product brand name		SENTRON
Product designation		Molded Case Circuit Breakers
Acceptability for application		system protection
Design of the product		Line Protection
Product function		
• communication function		Yes
• other measurement function		No
Product component / display		Yes
Design of the overcurrent release		ETU560
Protective function of the overcurrent release		LSIG
Product property / for zero conductors / up/downgradable / short-circuit and overload protection		No
Continuous current / rated value	A	25
Operating voltage		
• at 50/60 Hz / for AC / rated value	V	690
Insulation voltage / rated value	V	800
Number of poles		4
Active power loss / maximum	W	13.5

Switching capacity class of the circuit breaker		M
Protection class IP / on the front		IP40

Motor rating data:

Product function / phase disturbance recognition		No
---	--	----

Schaltvermögen:

Breaking capacity limit short-circuit current (I_{cu})

• at 240 V / rated value	kA	85
• at 415 V / rated value	kA	55
• at 690 V / rated value	kA	2

Breaking capacity operating short-circuit current (I_{cs})

• at 240 V / rated value	kA	85
• at 415 V / rated value	kA	55
• at 690 V / rated value	kA	2

Ultimate short-circuit current making capacity (I_{cm})

• at 240 V / rated value	kA	187
• at 415 V / rated value	kA	121
• at 690 V / rated value	kA	3

Overcurrent Release:

Adjustable response current

• of the current-dependent overload release	A	0.4 ... 1
• of the non-delayed short-circuit release / initial value	A	1.5

Settable current response value

• of S-trip		
• with standard characteristic	A	0.6 ... 10

Adjustable response current

• of the short-time delayed short-circuit release	A	0.6 ... 10
---	---	------------

Settable delay / of the S-trip

• with standard characteristic	s	0.05 ... 0.5
• with I _{2t} characteristic	s	0.05 ... 0.5

Settable current response value / of I-trip / end value

• with standard characteristic	A	12
• with standard characteristic	A	0.6 ... 1
• with standard characteristic	s	0.05 ... 0.8
• with I _{2t} characteristic	A	0.6 ... 1
• with I _{2t} characteristic	s	0.05 ... 0.8

Connections:

Design of the electrical connection

• for main current circuit		Frame terminal
----------------------------	--	----------------

Control circuit:**Number of changeover contacts**

- for auxiliary contacts

0

Product component

- undervoltage release mechanism
- Voltage trigger
- undervoltage release with leading contact
- trip indicator

No

No

No

No

Manufacturer article number

- 3 of the integrated auxiliary switch /alarm switch
- of integrated auxiliary trip

Ambient conditions:**Ambient temperature**

- during operating
- during storage

°C

-25 ... +70

°C

-40 ... +80

Dimensions and weights:**Width**

mm

140

Height

mm

181

Depth

mm

107

Net weight

g

3,140

Lebensdauer:**Mechanical operating cycles as operating time / typical**

20,000

Reference code / according to DIN EN 61346-2

Q

Certificates/approvals:**Declaration of Conformity****Further information:****Information- and Downloadcenter (Catalogs, Brochures,...)**

<http://www.siemens.com/lowvoltage/catalogs>

Industry Mall (Online ordering system)

<https://eb.automation.siemens.com/mall/en/WW/Catalog/Product/3VA2025-5JQ46-0AA0>

Service&Support (Manuals, Certificates, Characteristics, FAQs,...)

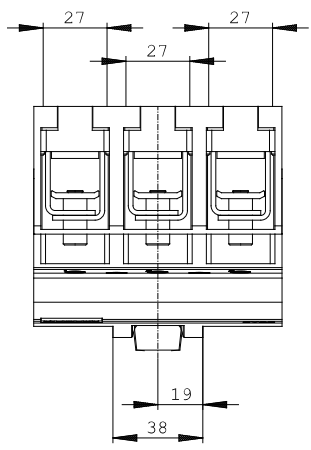
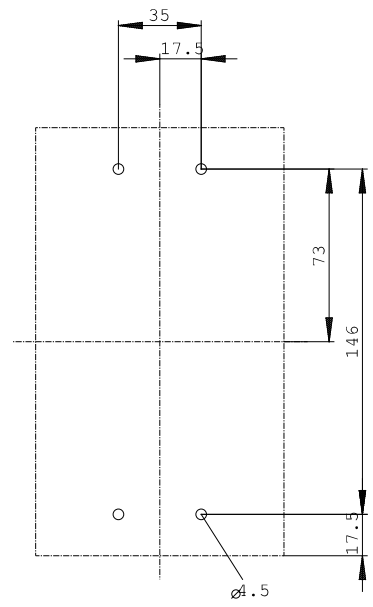
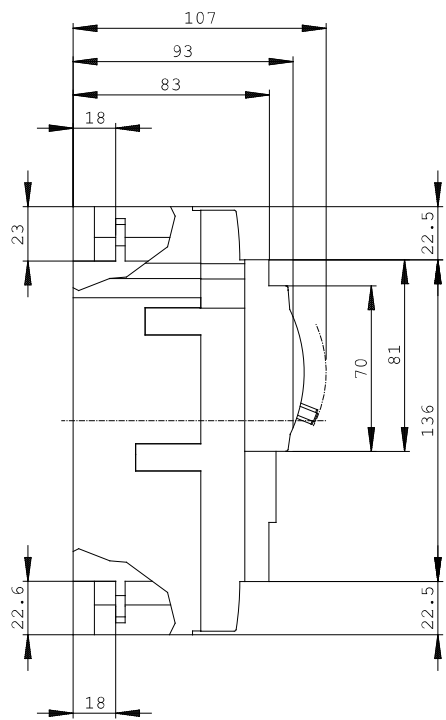
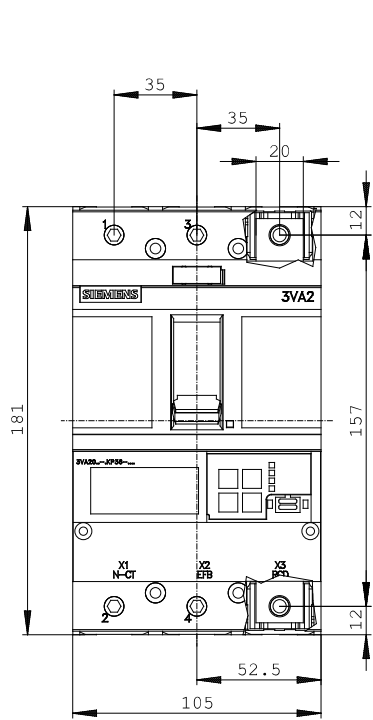
<http://support.automation.siemens.com/WW/view/en/3VA2025-5JQ46-0AA0/all>

Image database (product images, 2D dimension drawings, 3D models, device circuit diagrams, ...)

http://www.automation.siemens.com/bilddb/cax_en.aspx?mlfb=3VA2025-5JQ46-0AA0

CAX-Online-Generator

<http://www.siemens.com/cax>



last change:

May 14, 2014