

SENSOR SWITCH, COMPACT, 22MM, ROUND, PLASTIC, BLACK, MOMENTARY CONTACT TYPE, WITH HOLDER, OPERATING VOLTAGE 24V DC, M12 PLUG, 4-POLE



Figure similar

Product brand name	SIRIUS ACT
Product designation	Sensor switches
Product type designation	3SU1

Enclosure

Shape of the enclosure front	round
Number of command points	1

Actuator

Design of the operating mechanism	Sensor pushbutton
Manner of function of the actuating element	Depressurized
Product extension optional Light source	No
Color	
• of the actuating element	black
Material of the actuating element	plastic
Shape of the actuating element	round
Outer diameter of the actuating element	53.6 mm

Front ring

Product component front ring	No
------------------------------	----

Holder	
Material of the holder	Plastic
General technical data	
Product function	
<ul style="list-style-type: none"> • positive opening 	No
Insulation voltage	
<ul style="list-style-type: none"> • rated value 	32 V
Degree of pollution	3
Protection class IP	IP66, IP67, IP69(IP69K)
Degree of protection NEMA rating	NEMA 1, 2, 3, 3R, 4, 4X, 12
Shock resistance	
<ul style="list-style-type: none"> • acc. to IEC 60068-2-27 • for railway applications acc. to DIN EN 61373 	Sinusoidal half-wave 50 g / 11 ms Category 1, Class B
Vibration resistance	
<ul style="list-style-type: none"> • acc. to IEC 60068-2-6 • for railway applications acc. to DIN EN 61373 	10 ... 500 Hz: 5g Category 1, Class B
Operating frequency maximum	3 600 1/h
Equipment marking	
<ul style="list-style-type: none"> • acc. to DIN EN 61346-2 • acc. to DIN EN 81346-2 	S S
Main circuit	
Operating voltage	
<ul style="list-style-type: none"> • rated value 	24 V
Auxiliary circuit	
Design of the contact of auxiliary contacts	electrical
Number of NC contacts	
<ul style="list-style-type: none"> • for auxiliary contacts 	0
Number of NO contacts	
<ul style="list-style-type: none"> • for auxiliary contacts 	1
Number of CO contacts	
<ul style="list-style-type: none"> • for auxiliary contacts 	0
Inputs/ Outputs	
Number of outputs as contact-affected switching element	
<ul style="list-style-type: none"> • as NO contact <ul style="list-style-type: none"> — for signaling function instantaneous contact 	1
Connections/Terminals	
Type of electrical connection	M12 connector, 4-pole
Tightening torque of the screws in the bracket	1 ... 1.2 N·m

Lamp

Type of light source	LED
----------------------	-----

Safety related data

Failure rate [FIT]	213 FIT
• with high demand rate acc. to SN 31920	
MTTFd	1 071 y





Ambient conditions

Ambient temperature	
• during operation	-25 ... +70 °C
• during storage	-40 ... +80 °C
Environmental category during operation acc. to IEC 60721	3M6, 3S2, 3B2, 3C3, 3K6 (with relative air humidity of 10 ... 95 %, no condensation in operation permitted for all devices behind front panel)

Installation/ mounting/ dimensions

Mounting type	
• of modules and accessories	Front plate mounting
Height	40 mm
Width	30 mm
Shape of the installation opening	round
Mounting diameter	22.3 mm
Positive tolerance of installation diameter	0.4 mm
Mounting height	19.6 mm
Installation width	53.6 mm
Installation depth	34 mm

Certificates/approvals

General Product Approval	Declaration of Conformity	Test Certificates
 TUV	 UL	
 EG-Konf.	Declaration of the Compliance with the order	Special Test Certificate

other

[Confirmation](#)

Further information

Information- and Downloadcenter (Catalogs, Brochures,...)
<http://www.siemens.com/industrial-controls/catalogs>

Industry Mall (Online ordering system)

<https://mall.industry.siemens.com/mall/en/en/Catalog/product?mlfb=3SU1200-1SK10-2SA0>

Cax online generator

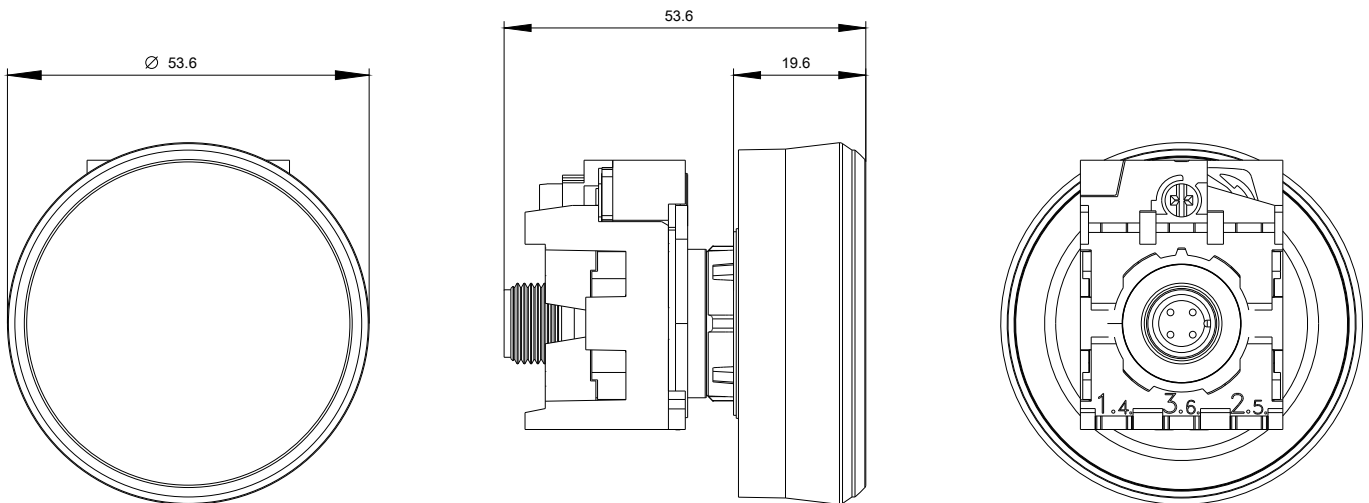
<http://support.automation.siemens.com/WW/CAXorder/default.aspx?lang=en&mlfb=3SU1200-1SK10-2SA0>

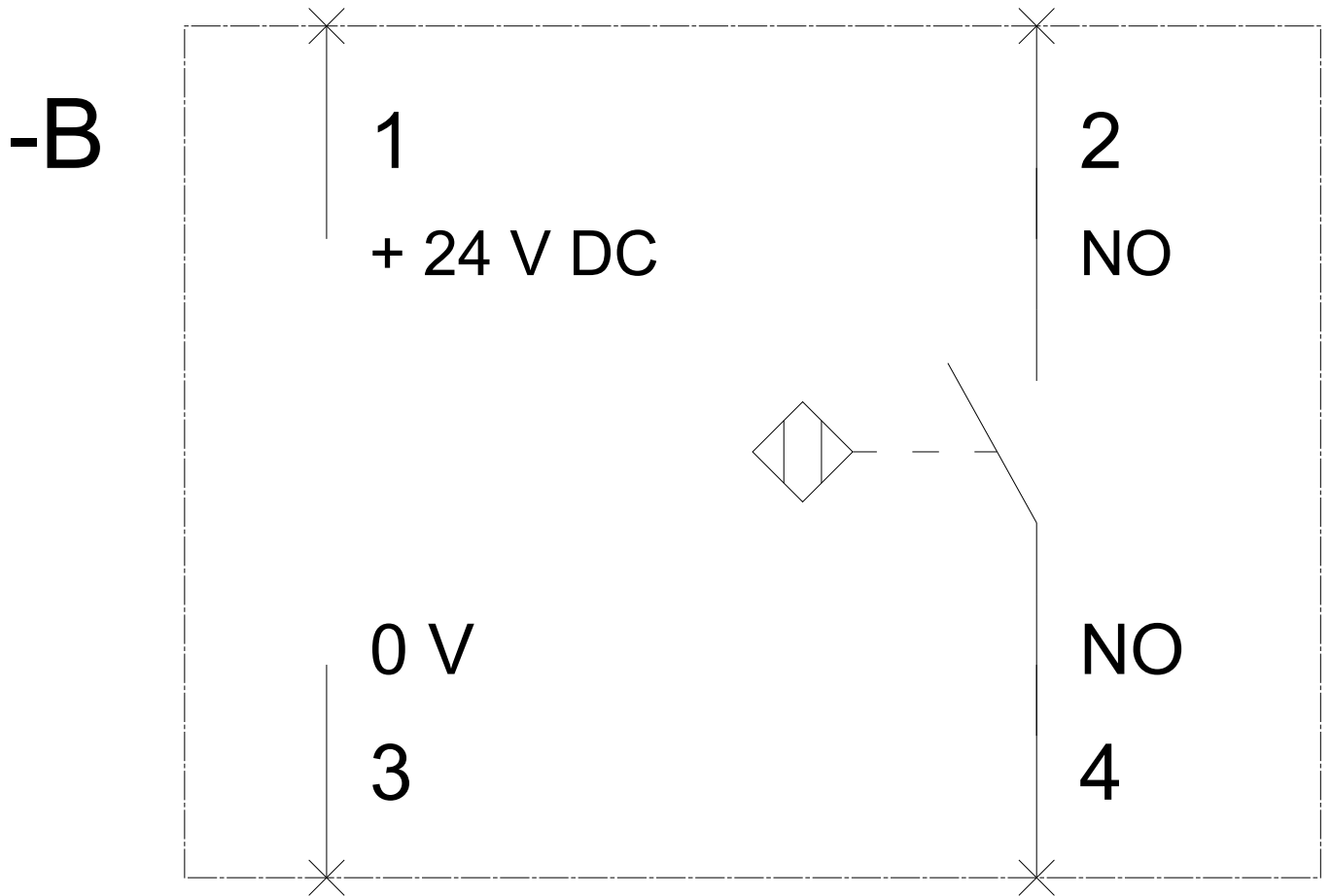
Service&Support (Manuals, Certificates, Characteristics, FAQs,...)

<https://support.industry.siemens.com/cs/ww/en/ps/3SU1200-1SK10-2SA0>

Image database (product images, 2D dimension drawings, 3D models, device circuit diagrams, EPLAN macros, ...)

http://www.automation.siemens.com/bilddb/cax_de.aspx?mlfb=3SU1200-1SK10-2SA0&lang=en





last modified:

07/10/2017