

SWITCH DISCONNECTOR 630A, SIZE 4, 4-POLE
LATERAL DRIVE LEFT BASIC UNIT WITHOUT
HANDLE FLAT-TYPE TERMINAL




Figure similar

Model		
product brand name		SENTRON
Product designation		Switching device
Design of the product		3KD switch disconnectors
Design of the operating mechanism		without
Design of handle		without
Type of the driving mechanism / motor drive		No
General technical data		
Number of poles		4
Type of device		fixed mounting
circuit-breaker / Design		3KD4
Mechanical service life (switching cycles) / typical		8 000
Overvoltage category		IV
Voltage		
Insulation voltage / Rated value	V	1 000
Surge voltage resistance / Rated value	kV	12
Protection class		
Protection class IP		IP00
Protection class IP / on the front		IP00
Dissipation		
Active power loss		
<ul style="list-style-type: none"> with conventional rated thermal current / per pole 	W	22

Electricity

Continuous current

• Rated value	A	630
• at 40 °C / Rated value	A	630
• at 45 °C / Rated value	A	630
• at 50 °C / Rated value	A	630
• at 55 °C / Rated value	A	630
• at 60 °C / Rated value	A	630
• at 65 °C / Rated value	A	630
• at 70 °C / Rated value	A	630

Short-time current resistance (I_{cw}) / limited to 1 s /
Rated value

kA 30

Main circuit

Operating power

• at AC-23 A / at 400 V / at 50/60 Hz / Rated value	kW	355
• at AC-23 A / at 500 V / at 50/60 Hz / Rated value	kW	400
• at AC-23 A / at 690 V / at 50/60 Hz / Rated value	kW	500

Operating voltage

• with AC / at 50/60 Hz / Rated value	V	690
---------------------------------------	---	-----

Auxiliary circuit

Number of CO contacts / for auxiliary contacts		0
Number of NC contacts / for auxiliary contacts		8
Number of NO contacts / for auxiliary contacts		8

Suitability

Suitability for use

• Main switch	Yes
• switch disconnecter	Yes
• EMERGENCY OFF switch	Yes
• safety switch	Yes
• maintenance/repair switch	Yes

Product details

Product feature / interlock	No
-----------------------------	----

Product component

• Trip indicator	No
• Voltage trigger	No
• undervoltage release	No
• undervoltage release with leading contact	No

Product expansion

- Auxiliary switch
- optional
 - motor drive
 - Voltage trigger

Yes

No

No

Connections

Type of electrical connection

- for main current circuit

flat connector

Mechanical Design

Height

mm

235

Width

mm

331

Depth

mm

111.5

mounting position

any

Mounting type

floor mounting

Mounting type

- front mounting with 4-hole attachment
- front mounting with central attachment
- rail mounting

No

No

No

Net weight

g

7 850

Environmental conditions

Degree of pollution

3

Ambient temperature

- during operation / minimum
- during operation / maximum
- during storage / minimum
- during storage / maximum

°C

-25

°C

70

°C

-50

°C

80

Certificates

Equipment marking / acc. to DIN EN 61346-2

Q

Declaration of Conformity



EG-Konf.

Further information

Information- and Downloadcenter (Catalogs, Brochures,...)

<http://www.siemens.com/lowvoltage/catalogs>

Industry Mall (Online ordering system)

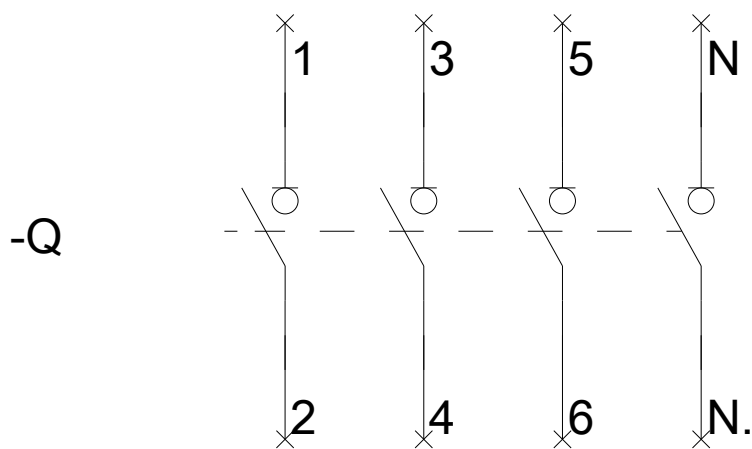
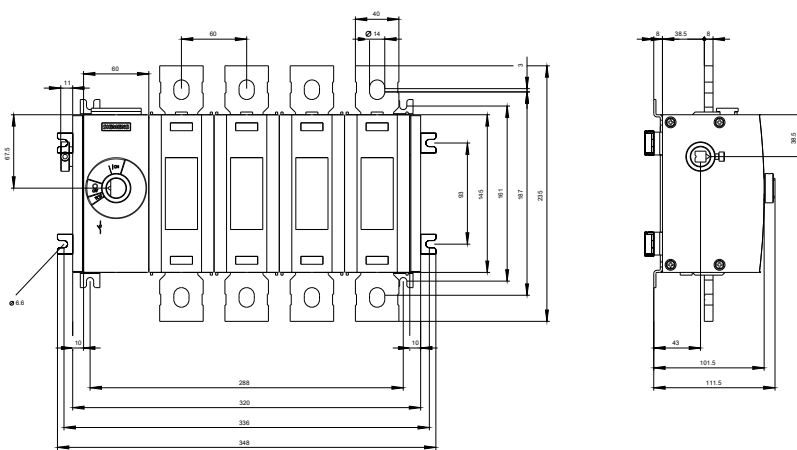
<https://eb.automation.siemens.com/mall/en/WW/Catalog/Product/3KD46440QE100>

Service&Support (Manuals, Certificates, Characteristics, FAQs,...)

<http://support.automation.siemens.com/WW/view/en/3KD46440QE100/all>

Image database (product images, 2D dimension drawings, 3D models, device circuit diagrams, ...)

http://www.automation.siemens.com/bilddb/cax_en.aspx?mlfb=3KD46440QE100



last modified:

05.05.2015