


AS-INTERFACE COMPACT MOD. K45, IP67, DIGITAL, 4
 OUTPUTS, 4 X OUTP., ELECTR., 1.0A, DC 24V 3AMAX. FOR ALL
 OUTPUTS 4 X M12 SOCKET



General technical data	
Design of the product	digital I/O modules for operation in the field, IP67 - K45
Type	4 outputs
Design of the slave type	standard slave
I/O configuration	8
ID/ID2 code	0/F
Number I/O sockets	4
Type of electrical connection of the inputs and outputs	M12 screw-type terminals
AS interface total current input max	45 mA
operating voltage according to AS-Interface specification	26.5 ... 31.6 V
Ground terminal	Using PIN5 on the M12 sockets. Outgoing via flat tab sleeve (2.8 x 0.8 mm form A)
Addressing	front addressing socket
AS interface Connection Polarity reversal protection	built-in
Delivery note	the modules are delivered without mounting plate
Note 1	All K45 compact modules are delivered with stainless steel screws/sockets

Note 2	An external additional supply (AUX POWER) of 20 to 30 V DC is required for the supply of the output circuits. The additional supply must comply with VDE 0106 (PELV), protection class III.
---------------	---

Sensor supply

Ampacity of the sensor supply for all inputs	
<ul style="list-style-type: none"> at ambient temperature 40 °C 	200 mA

Inputs

Number of digital inputs	0
Type of connection	2- and 3-wire technology
Input circuit	PNP transistor
Inputs sensor supply using AS-Interface	short-circuit and overload resistant

Outputs

Number of digital outputs	4
Type of voltage of output voltages	DC
Outputs external power supply 24 V DC	using black AS-Interface flat cable
Ampacity of the semiconductor output at DC-13 at 24 V	1 A
Outputs aggregate current	
<ul style="list-style-type: none"> max 	3 A
Type of switching output	PNP transistor
Design of the pin assignment of the outputs	standard assignment
Outputs socket assignment	3 = "-", 4 = output, 5 = ground terminal
Property of the output Short-circuit proof	Yes
Outputs	
<ul style="list-style-type: none"> short-circuit protection 	built-in
<ul style="list-style-type: none"> induction protection 	built-in
<ul style="list-style-type: none"> watchdog 	built-in
Status display	
<ul style="list-style-type: none"> display of I/Os 	yellow LED
<ul style="list-style-type: none"> display of Uaux 	green LED
<ul style="list-style-type: none"> display of AS-Interface/diagnostics 	green/red dual LED
Assignment of data bits	
<ul style="list-style-type: none"> socket 	PIN 4 = OUT1 (D0)
<ul style="list-style-type: none"> socket 2 	PIN 4 = OUT2 (D1)
<ul style="list-style-type: none"> socket 3 	PIN 4 = OUT3 (D2)
<ul style="list-style-type: none"> socket 4 	PIN 4 = OUT4 (D3)

Ambient conditions

Ambient temperature	
<ul style="list-style-type: none"> during operation 	-25 ... +85 °C
<ul style="list-style-type: none"> during storage 	-40 ... +85 °C
Protection class IP	IP67

Mechanical data	
Width	45 mm
Height	80 mm
Depth	30 mm
Mounting type	standard rail mounting/wall mounting using mounting plate for K45 compact module

Certificates/approvals	
AS-Interface certificate	yes
Approvals	UL, CSA, shipbuilding

General Product Approval	Declaration of Conformity	Shipping Approval
--------------------------	---------------------------	-------------------



Shipping Approval	other
-------------------	-------



[Confirmation](#)

[Environmental Confirmations](#)

other

[Miscellaneous](#)

Further information

Information- and Downloadcenter (Catalogs, Brochures,...)

<http://www.siemens.com/industrial-controls/catalogs>

Industry Mall (Online ordering system)

<https://mall.industry.siemens.com/mall/en/en/Catalog/product?mlfb=3RK1100-1CQ20-0AA3>

Cax online generator

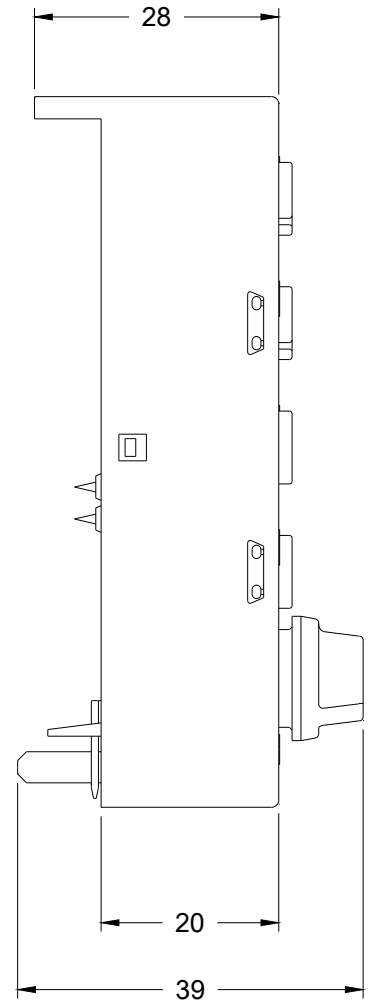
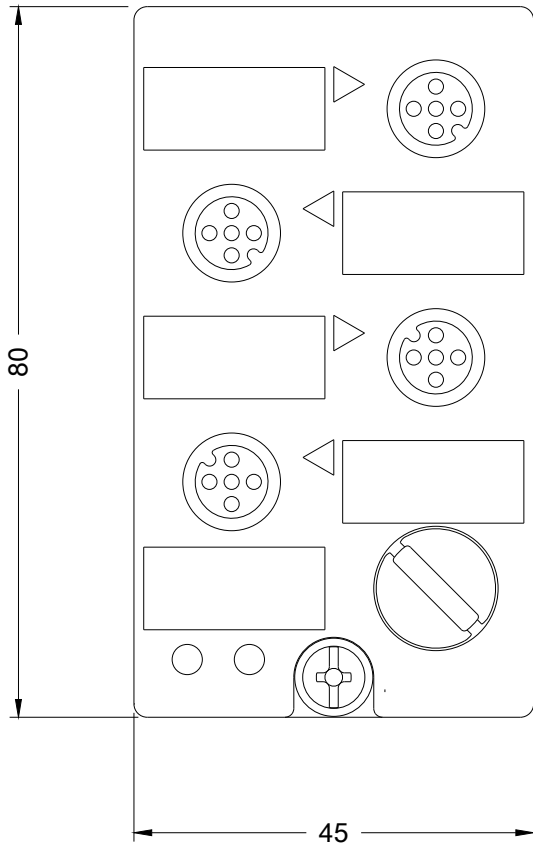
<http://support.automation.siemens.com/WW/CAXorder/default.aspx?lang=en&mlfb=3RK1100-1CQ20-0AA3>

Service&Support (Manuals, Certificates, Characteristics, FAQs,...)

<https://support.industry.siemens.com/cs/ww/en/ps/3RK1100-1CQ20-0AA3>

Image database (product images, 2D dimension drawings, 3D models, device circuit diagrams, EPLAN macros, ...)

http://www.automation.siemens.com/bilddb/cax_de.aspx?mlfb=3RK1100-1CQ20-0AA3&lang=en



last modified:

08/11/2017