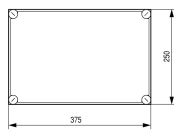
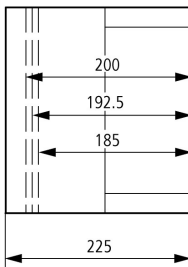




Insulated enclosure, smooth sides, HxWxD=250x375x225mm

**Part no.** CI43X-200  
**Article no.** 029392

## Delivery program

Dimensions		mm	
Product range			Ci insulated enclosures
Basic function			Basic enclosures
Product function			Individual enclosures
Single unit/Complete unit			Stand-alone device
Degree of Protection			IP65
Description			Smooth side plates, without knockouts Sealable cover fasteners Include fixing straps for wall mounting
Width		mm	375
Height		mm	250
Depth		mm	225
Mounting depth with mounting plate		mm	200
Mounting depth for mounting rail 7.5 mm height		mm	192.5
Mounting depth for mounting rail 15 mm height		mm	185
<b>Enclosure depth</b>			
Legend for the graphic			Dimensions from top: Mounting depth with mounting plate Mounting depth for mounting rail 7.5 mm height Mounting depth for mounting rail 15 mm height Enclosure depth
Enclosure depth		mm	
Type cover			Transparent
Model base			Plain

## Technical data

### General

Standards			IEC/EN 60529 EN 50262 DIN 43656 DIN 43660 EN 60439-4 for CI...X individual enclosures with combined distribution boards from Ci enclosures up to 680 A. Can thus be used for socket combinations and as component for construction site distribution boards.
Climatic proofing			Damp heat, constant, to IEC 60068-2-78 Damp heat, cyclic, to IEC 60068-2-30
Ambient temperature		°C	-40 - +80
Degree of Protection			IP65
Power loss			
Max. radiated heat dissipation with separate mounting, ambient air temperature +20 °C		W	56
Max. radiated heat dissipation in distribution board combination to VDE 0660 Part 500		W	42
Notes			When calculating the heat dissipation, the quadratic relationship of current with the rated diversity factor $\alpha$ must be considered. $P_v = I_2 \times R$

			$P_V' = P_V \times a^2$ If no data is available concerning the load relationships of the individual circuits, the rated diversity factor is selected conform to VDE 0660 Part 500.
additional technical data for UL-/CSA- approved devices			see UL-report File No. E54120
Operating and ambient conditions to VDE 0660 Part 500			
Colour			
Base			RAL 7032, pebble grey
Housing body			Transparent, colourless or RAL 7032, pebble grey

## Material characteristics

Material			glass-fibre reinforced polycarbonate (base) non-reinforced polycarbonate (cover) Halogen free
Surface treatment			Resistant to corrosion
Colour			RAL 7032, pebble grey (base) transparent, opaque (cover)
Colour			
Base			RAL 7032, pebble grey
Housing body			Transparent, colourless or RAL 7032, pebble grey

## Material properties

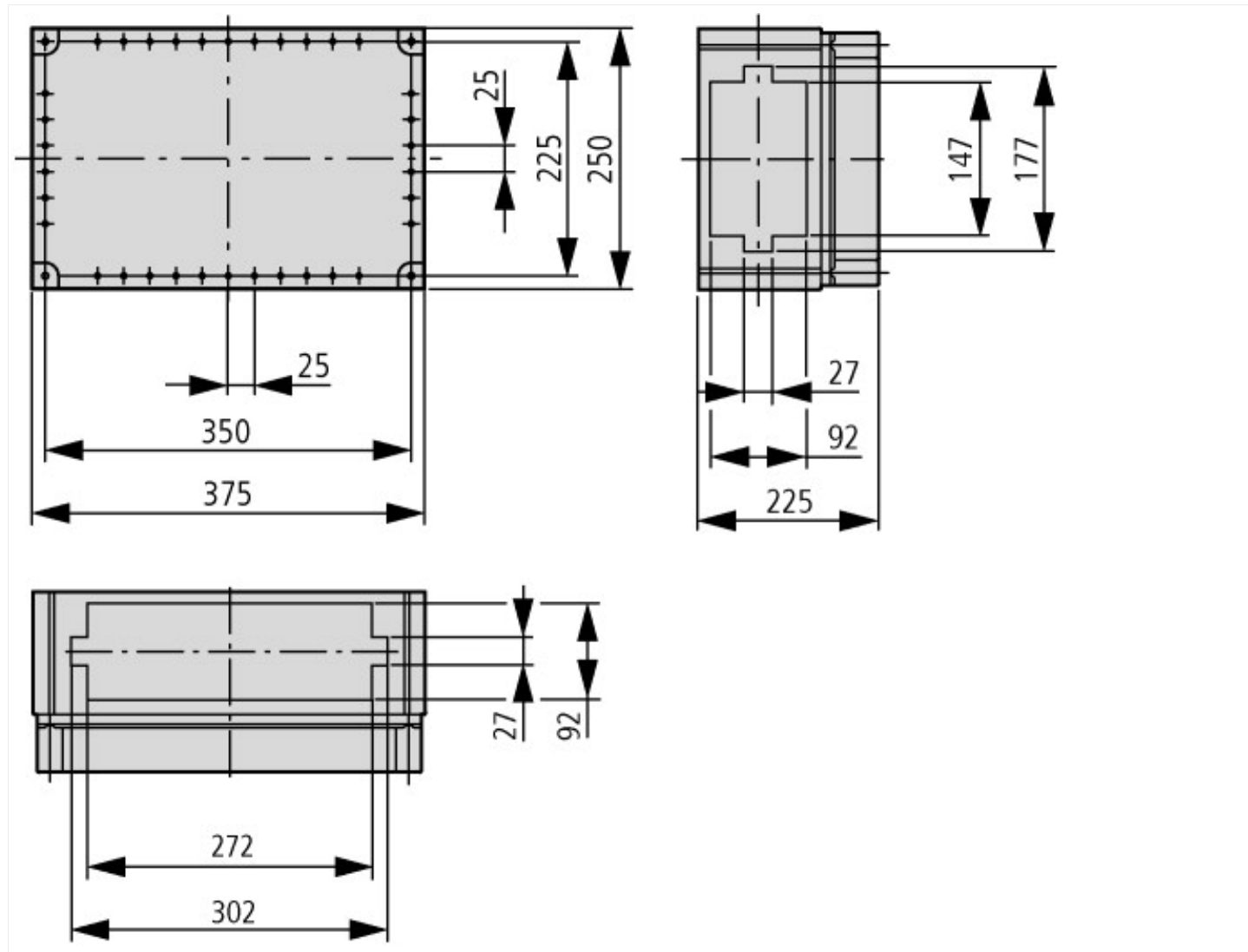
Electrical			
Track resistance			KB160, KC175 (base, to IEC 60112) KB100, KC200 (cover, to IEC 60112)
Surface resistance to IEC 60093		$\Omega \times 10^{13}$	1
Dielectric strength to IEC 60243-1		kV/mm	30
Thermal			
Temperature resistant			-40 °C - 120 °C (enclosure) 85 °C (enclosure bolt) 80 °C (gasket)
Mechanical			
Impact resistance			IK10 according to EN 50102
Loading capacity		kg/m <sup>2</sup>	10
Chemical resistance			
Chemical resistant			Resistant against: Acids < 10 %, mineral oil, alcohol, gasoline, greases, salt solutions Partly resistant to: Acids > 10 % Not resistant to: alkalis, benzene
Atmospheric			
Saline spray			IEC 60068-2-11
UV resistance			Beneath protective shield
Water consumption to DIN EN ISO 62		%	0.29
Flammability characteristics			
Flammability classification according to UL94			V1 (base) V2 (cover)

## Design verification as per IEC/EN 61439

Technical data for design verification			
Heat dissipation, at an ambient temperature of 35°C, delta T: 20 degrees, calculated as per IEC 60890			
Individual enclosure for wall mounting	P <sub>V</sub>	CO	25
Starting enclosure for wall mounting	P <sub>V</sub>	CO	24
Middle enclosure for wall mounting	P <sub>V</sub>	CO	22
Heat dissipation, at an ambient temperature of 35°C, delta T: 35 degrees, calculated as per IEC 60890			
Individual enclosure for wall mounting	P <sub>V</sub>	CO	51
Starting enclosure for wall mounting	P <sub>V</sub>	CO	48
Middle enclosure for wall mounting	P <sub>V</sub>	CO	45
IEC/EN 61439 design verification			
10.2 Strength of materials and parts			
10.2.2 Corrosion resistance			Meets the product standard's requirements.
10.2.3.1 Verification of thermal stability of enclosures			Meets the product standard's requirements.
10.2.3.2 Verification of resistance of insulating materials to normal heat			Meets the product standard's requirements.

10.2.3.3 Verification of resistance of insulating materials to abnormal heat and fire due to internal electric effects		Lower part: 960 °C / cover: 850 °C; meets the product standard's requirements.
10.2.4 Resistance to ultra-violet (UV) radiation		Not relevant to indoor installations.
10.2.5 Lifting		10 kg per enclosure with support frame and lifting aid met; assembled and secured as per the latest applicable instruction leaflet.
10.2.6 Mechanical impact		IK10
10.2.7 Inscriptions		Meets the product standard's requirements.
10.3 Degree of protection of ASSEMBLIES		IP65
10.4 Clearances and creepage distances		Is the panel builder's responsibility.
10.5 Protection against electric shock		Protection class 2, therefore not applicable.
10.6 Incorporation of switching devices and components		Is the panel builder's responsibility.
10.7 Internal electrical circuits and connections		Is the panel builder's responsibility.
10.8 Connections for external conductors		Is the panel builder's responsibility.
10.9 Insulation properties		
10.9.2 Power-frequency electric strength		$U_i = 1000 \text{ V AC}$
10.9.3 Impulse withstand voltage		8 kV
10.9.4 Testing of enclosures made of insulating material		Meets the product standard's requirements.
10.10 Temperature rise		The panel builder is responsible for the temperature rise calculation. Eaton will provide heat dissipation data for the devices.
10.11 Short-circuit rating		Is the panel builder's responsibility.
10.12 Electromagnetic compatibility		Is the panel builder's responsibility.
10.13 Mechanical function		Meets the product standard's requirements.

## Dimensions



## Additional product information (links)

Manufacturer's Declaration CI-RoHS	<a href="ftp://ftp.moeller.net/DOCUMENTATION/PDF/2013-01-31_Ci_RoHS.pdf">ftp://ftp.moeller.net/DOCUMENTATION/PDF/2013-01-31_Ci_RoHS.pdf</a>
Declaration of conformity	<a href="ftp://ftp.moeller.net/DOCUMENTATION/PDF/ci_ce.pdf">ftp://ftp.moeller.net/DOCUMENTATION/PDF/ci_ce.pdf</a>

