




Type
T2-T3

I_{max} : 20 kA

U_p : 0,9 kV
System
TT/TNC/TNS : 230 V

IEC 61643-11 EN 61643-11

Type 2 + 3 SPD's have characteristics of type 2 but also type 3, they are capable of discharging the currents generated by indirect lightning strikes (T2 8/20μs), but also they have a low residual voltage (U_p), who is compatible with the withstand voltage of sensitive electronic equipment.

They are generally less powerful than a pure Type 2 SPD. Higher is the I_{max}, more powerful they are.

They are installed in sub-distribution boards or close to sensitive equipment.

They can be used on their own.

- Din rail mounting
- Pluggable
- Excellent technical features
- Improved safety
- Pro M compact design
- Back up protection up to 125 A Fuse or Mcb



CHARACTERISTICS

Key characteristics			
Protection mode			L-N/N-PE/L-PE
Number of protected lines			1
Test class			II - III
Integrated thermal disconnector			Yes
End of life indicator			Yes
Safety reserve			No
Electrical characteristics			
Nominal discharge current	I_n (8/20)	kA	5
Maximal discharge current	I_{max} (8/20)	kA	20
Impulse current	I_{imp} (10/350)	kA	2
Maximal continuous operating voltage	U_C	V	275
Type of current / frequency		Hz	a.c. 47-63
Voltage protection level at I_n	U_p (L-PE)	kV	0,9
Voltage protection level at I_n	U_p (L-N)	kV	-
Voltage protection level at I_n	U_p (N-PE)	kV	-
Short circuit withstand	I_{SCCR}	kA	100
Total current	I_{TOTAL}	kA	20
Follow current interrupted	I_{fi}	kA	- / -
Ground residual current	I_{PE}	μA	< 70
TOV withstand (L-N : 5s / N-PE : 200 ms)	U_T	V	337 / -
Voltage Combination Wave	U_{oc}	kV	6
Required thermal/back up protection			
Curve B or C Circuit breaker		A	≤ 125
gG - gL fuse		A	≤ 125
Comments			
Mechanical characteristics			
Dimensions	H x W x D	mm	88 x 17,8 x 58
Wire range : Solid wire		mm ²	2,5...25
Wire range : Stranded wire		mm ²	2,5...16
Stripping length		mm	12,5
Packing quantities		piece	Per 1
Miscellaneous characteristics			
Maximal altitude		m	2000
Weight		g	120
Response time		ns	< 25
Fire resistance according to UL 94			V-0
Replacement cartridges			
Phase / Product ID	OVR T2-T3 20-275 C QS		2CTB803876R1200
Neutral / Product ID	-		-

