
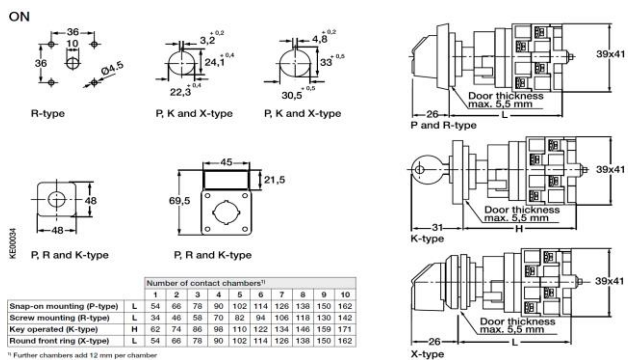



# FDV Dokumentasjon

<b>ON</b>  	<b>ONA4PB</b>																																																																											
	<b>Varetekst</b>  Kambryter ONA4PB 0-1, 4p	<b>El.Nr.</b>  1478703	<b>ABB Art.Nr.</b>  1SCA022531R5220	<b>EAN/GTIN</b>  4034656520175																																																																								
<b>Forvaltning</b>																																																																												
<b>Drift</b>	<b>Renhold</b>	Ikke krav til renhold																																																																										
	<b>Energiforbruk</b>																																																																											
	<b>Henvisninger</b>	Katalog ID : <a href="#">1SCC302003C0201</a>																																																																										
<b>Vedlikehold</b>	<b>Rutiner</b>	Ingen krav til periodisk vedlikehold																																																																										
	<b>Levetid</b>																																																																											
	<b>Annet</b>																																																																											
<b>Generelt</b>	Dimensjoner: HxBxD = 48x48x92 millimetre  OFF klokken 9, ON klokken 12, 25A termisk   <p>                     ON                      R-type                      P, K and X-type                      P, R and K-type                      P, R and K-type                      X-type                 </p> <table border="1"> <thead> <tr> <th colspan="2"></th> <th colspan="10">Number of contact chambers<sup>1)</sup></th> </tr> <tr> <th colspan="2"></th> <th>1</th><th>2</th><th>3</th><th>4</th><th>5</th><th>6</th><th>7</th><th>8</th><th>9</th><th>10</th> </tr> </thead> <tbody> <tr> <td>Snap-on mounting (P-type)</td> <td>L</td> <td>54</td><td>66</td><td>78</td><td>90</td><td>102</td><td>114</td><td>126</td><td>138</td><td>150</td><td>162</td> </tr> <tr> <td>Screw mounting (R-type)</td> <td>L</td> <td>34</td><td>46</td><td>58</td><td>70</td><td>82</td><td>94</td><td>106</td><td>118</td><td>130</td><td>142</td> </tr> <tr> <td>Key operated (K-type)</td> <td>H</td> <td>62</td><td>74</td><td>86</td><td>98</td><td>110</td><td>122</td><td>134</td><td>146</td><td>158</td><td>171</td> </tr> <tr> <td>Rounded front ring (X-type)</td> <td>L</td> <td>54</td><td>66</td><td>78</td><td>90</td><td>102</td><td>114</td><td>126</td><td>138</td><td>150</td><td>162</td> </tr> </tbody> </table> <p><sup>1)</sup> Further chambers add 12 mm per chamber</p>						Number of contact chambers <sup>1)</sup>												1	2	3	4	5	6	7	8	9	10	Snap-on mounting (P-type)	L	54	66	78	90	102	114	126	138	150	162	Screw mounting (R-type)	L	34	46	58	70	82	94	106	118	130	142	Key operated (K-type)	H	62	74	86	98	110	122	134	146	158	171	Rounded front ring (X-type)	L	54	66	78	90	102	114	126	138	150	162
		Number of contact chambers <sup>1)</sup>																																																																										
		1	2	3	4	5	6	7	8	9	10																																																																	
Snap-on mounting (P-type)	L	54	66	78	90	102	114	126	138	150	162																																																																	
Screw mounting (R-type)	L	34	46	58	70	82	94	106	118	130	142																																																																	
Key operated (K-type)	H	62	74	86	98	110	122	134	146	158	171																																																																	
Rounded front ring (X-type)	L	54	66	78	90	102	114	126	138	150	162																																																																	
<b>Produsent</b>	<b>Navn</b>	<b>Adresse</b>	<b>Tlf</b>	<b>E-Post</b>																																																																								
	ABB AS Low Voltage Products	Postboks 94 1375 Billingstad	24 16 54 00	<a href="mailto:automasjonsprodukter@no.abb.com">automasjonsprodukter@no.abb.com</a>																																																																								