

Fluorescent lamp Bonalux®Super NL-T5 39W/840/G5

Logistic Data

Article No.	31114264
Code	NL-T5 39W/840/G5
Product EAN	4008597142642
Customs tariff no.	85393110
Box quantity (pcs.)	20
EAN Box	4008597442643
Gross weight of box in kg	2.39
Length of box in m	0.89
Width of box in m	0.11
Height of box in m	0.09
Pieces per palette	3740
ETIM class	EC000108
ETIM class name	Fluorescent lamp
Old article no.	31112693

Electric Parameters

Lamp nominal wattage	39 W
Rated wattage	38.0 W
Mains voltage	230 V
Nominal current (mA)	325 mA
Energy Consumption kWh/1000h	41,8

Light Application Parameters

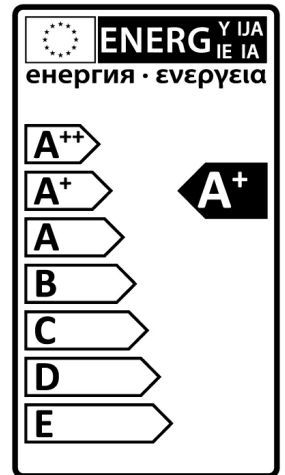
Luminous flux	3100 lm
max. luminous flux	3500 lm
max. luminous flux at	35 °C
Rated lamp luminous flux	3100 lm
Luminous efficiency of lamp	89.74 lm/W
Radium light colour	white
Colour temperature	4000 K
Colour rendering index Ra	80-89
Colour rendering group	80-89 (Klasse 1B)
Mean luminance	2.8

Service Life

Mean service life	24000 h
Info about service life	3B50, HF
Lamp survival factor at 2000h	0.99
Lamp survival factor at 4000h	0.99
Lamp survival factor at 6000h	0.99
Lamp survival factor at 8000h	0.99



Lamp survival factor at 12000h	0.99
Lamp survival factor at 16000h	0.97
Lamp survival factor at 20000h	0.85
Lumen maintenance at 2000h	0.95
Lumen maintenance at 4000h	0.93
Lumen maintenance at 6000h	0.92
Lumen maintenance at 8000h	0.90
Lumen maintenance at 12000h	0.90
Lumen maintenance at 16000h	0.90
Lumen maintenance at 20000h	0.89



Specification

Diameter max.	16 mm
Length max.	849 mm
Length	849.5 mm
dimnable	ja
Energylabel from 2013	A+
Suitable for indoors	Yes
Shatter protection	No
Application	general
Mercury content	1.5 mg
Base	G5
Lamp shape	Tube, two bases
Colour	other

Notes on Operation

Starter / Ignitor	ECG
Ignition assured down to about (°C)	-20
Operation with ECG	+

Miscellaneous

EU Directive	TIM
ILCOS name	FDH-39/840-L/P-G5-16/850
LBS name	T16 39W/840 G5

Notes

T5 Triphosphor fluorescent lamp Bonalux® Super (High Output) for ECG operation only; take care to observe tech data of ballast when changing lamps!

Please, refer to www.radium.de/recycling for notes on disposal of burned-out lamps as well as lamp breakage. The field 'info about service life' contains the frame conditions according to standards based on which the specific service life has been determined. So, for example, "12B50, 50Hz" means that the mean service life (B50) has been determined with a 12h switching cycle at mains (frequency 50Hz), "3B50, HF" is based on a 3h switching cycle at electronic control gear (high frequency).

Notes

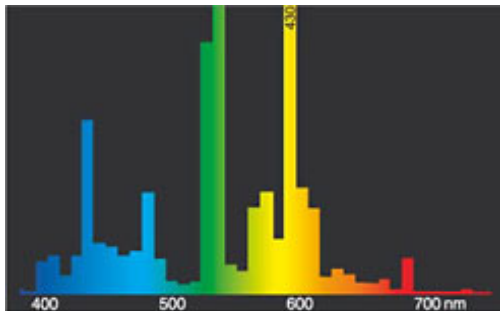
Base



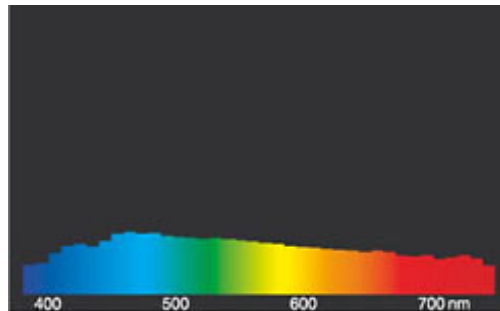
G5
 IEC/EN 60061-1
 sheet 7004-52-5

Spectrum

Natural daylight is a mixture of direct sunlight and the light of the sky. Therefore, its spectral composition changes permanently due to the changing time of day. The standardised light classification D65 corresponds to a daylight with a colour temperature of approximately 6500 K. Every fluorescent lamp type has got an individual spectral power distribution according to its phosphor coating inside the bulb. From this result important properties light colour or colour rendering. Visible region from 380 to 780 nm; height of graph corresponding with relative spectral emission (400mW/klm) per 10nm.

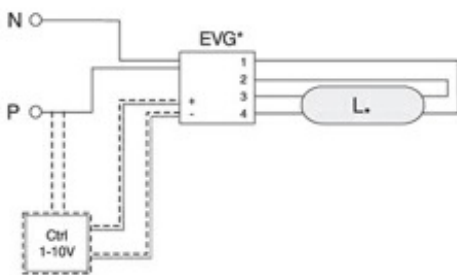


light colour 840 Spectralux® white (21)



daylight(D 65)

Circuit diagram(s)



One-lampe circuit with electronic ballast

Key:

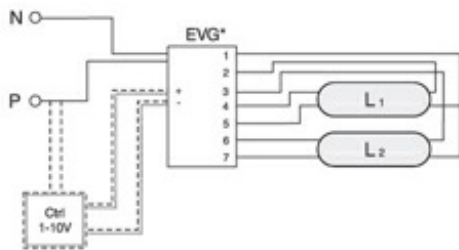
VG = ballast electronic (ECG)

P = phase

N = zero potential

Ctrl = Controller, dimmer

The required control gear (here electronic ballast) for the lamps operation is usually mounted in the suitable luminaire in an appropriate electric circuit. Changes of any kind are to be conducted by qualified and specialised staff, only. Thus, this circuit example is to be understood merely as a technical background information for interested users.



Circuit with multi electronic ballast

Key:

VG = ballast electronic (ECG)

P = phase

N = zero potential

Ctrl = Controller, dimmer

The required control gear (here electronic ballast) for the lamps operation is usually mounted in the suitable luminaire in an appropriate electric circuit. Changes of any kind are to be conducted by qualified and specialised staff, only. Thus, this circuit example is to be understood merely as a technical background information for interested users.

Special features



Please, dump as special waste, **no ordinary household waste!**

General notes

The technical design data in accordance with DIN and IEC. The producer does not take any responsibility for damage to persons or property in case of unsuitable operation or handling of the product. Operating data and dimensions are valid within the usual tolerances. Related lamp types (different bases, mains voltages) may be available on request. Sale and delivery are effected in accordance with the Radium Terms of Delivery and Payment valid on the day of conclusion of contract. Packing units offer economical advantages to the purchase and logistic department. Please match your quantity volume accordingly. For orders of a minimum quantity (clefts) with a lamp model the amount lower than the volume of each packaging unit, we will invoice 10 % additional charge per lamp type. Technical changes and terms of delivery are reserved. Manipulation of any kind to packaging or product is not permissible as this will violate Radium brand rights. Furthermore, technical properties of the product can change to its disadvantage or even destruction. Therefore, Radium cannot be responsible for consequential damages.

® = Registered trademark

Subject to change without notice. Errors and omissions excepted.

All technical data without guarantee.