

DATASHEET - M22-XAK11




Label, emergency stop, D=90mm, yellow, DE, EN, FR, IT





Part no. M22-XAK11
Catalog No. 121085
Alternate Catalog No. M22-XAK11Q
EL-Nummer (Norway) 4315237

Delivery program

Product range		Accessories
Basic function accessories		Emergency stop labels
Form		Diameter = 90 mm
Name		quadrilingual
Language		de, en, fr, it
Colour		
		RAL 1004
		
RAL Value		RAL 1004
Degree of Protection		IP66
Connection to SmartWire-DT		no
Notes		
Lettering black		

Technical data

General

Degree of Protection		IP66
Ambient temperature		
Open	°C	-25 - +70
shipping classification		DNV GL LR
		 

Design verification as per IEC/EN 61439

Technical data for design verification			
Rated operational current for specified heat dissipation	I_n	A	0
Heat dissipation per pole, current-dependent	P_{vid}	W	0
Equipment heat dissipation, current-dependent	P_{vid}	W	0
Static heat dissipation, non-current-dependent	P_{vs}	W	0
Heat dissipation capacity	P_{diss}	W	0
Operating ambient temperature min.		°C	-25
Operating ambient temperature max.		°C	70
IEC/EN 61439 design verification			

10.2 Strength of materials and parts			
10.2.2 Corrosion resistance			Meets the product standard's requirements.
10.2.3.1 Verification of thermal stability of enclosures			Meets the product standard's requirements.
10.2.3.2 Verification of resistance of insulating materials to normal heat			Meets the product standard's requirements.
10.2.3.3 Verification of resistance of insulating materials to abnormal heat and fire due to internal electric effects			Meets the product standard's requirements.
10.2.4 Resistance to ultra-violet (UV) radiation			Please enquire
10.2.5 Lifting			Does not apply, since the entire switchgear needs to be evaluated.
10.2.6 Mechanical impact			Does not apply, since the entire switchgear needs to be evaluated.
10.2.7 Inscriptions			Meets the product standard's requirements.
10.3 Degree of protection of ASSEMBLIES			Does not apply, since the entire switchgear needs to be evaluated.
10.4 Clearances and creepage distances			Meets the product standard's requirements.
10.5 Protection against electric shock			Does not apply, since the entire switchgear needs to be evaluated.
10.6 Incorporation of switching devices and components			Does not apply, since the entire switchgear needs to be evaluated.
10.7 Internal electrical circuits and connections			Is the panel builder's responsibility.
10.8 Connections for external conductors			Is the panel builder's responsibility.
10.9 Insulation properties			
10.9.2 Power-frequency electric strength			Is the panel builder's responsibility.
10.9.3 Impulse withstand voltage			Is the panel builder's responsibility.
10.9.4 Testing of enclosures made of insulating material			Is the panel builder's responsibility.
10.10 Temperature rise			Not applicable.
10.11 Short-circuit rating			Is the panel builder's responsibility. The specifications for the switchgear must be observed.
10.12 Electromagnetic compatibility			Is the panel builder's responsibility. The specifications for the switchgear must be observed.
10.13 Mechanical function			The device meets the requirements, provided the information in the instruction leaflet (IL) is observed.

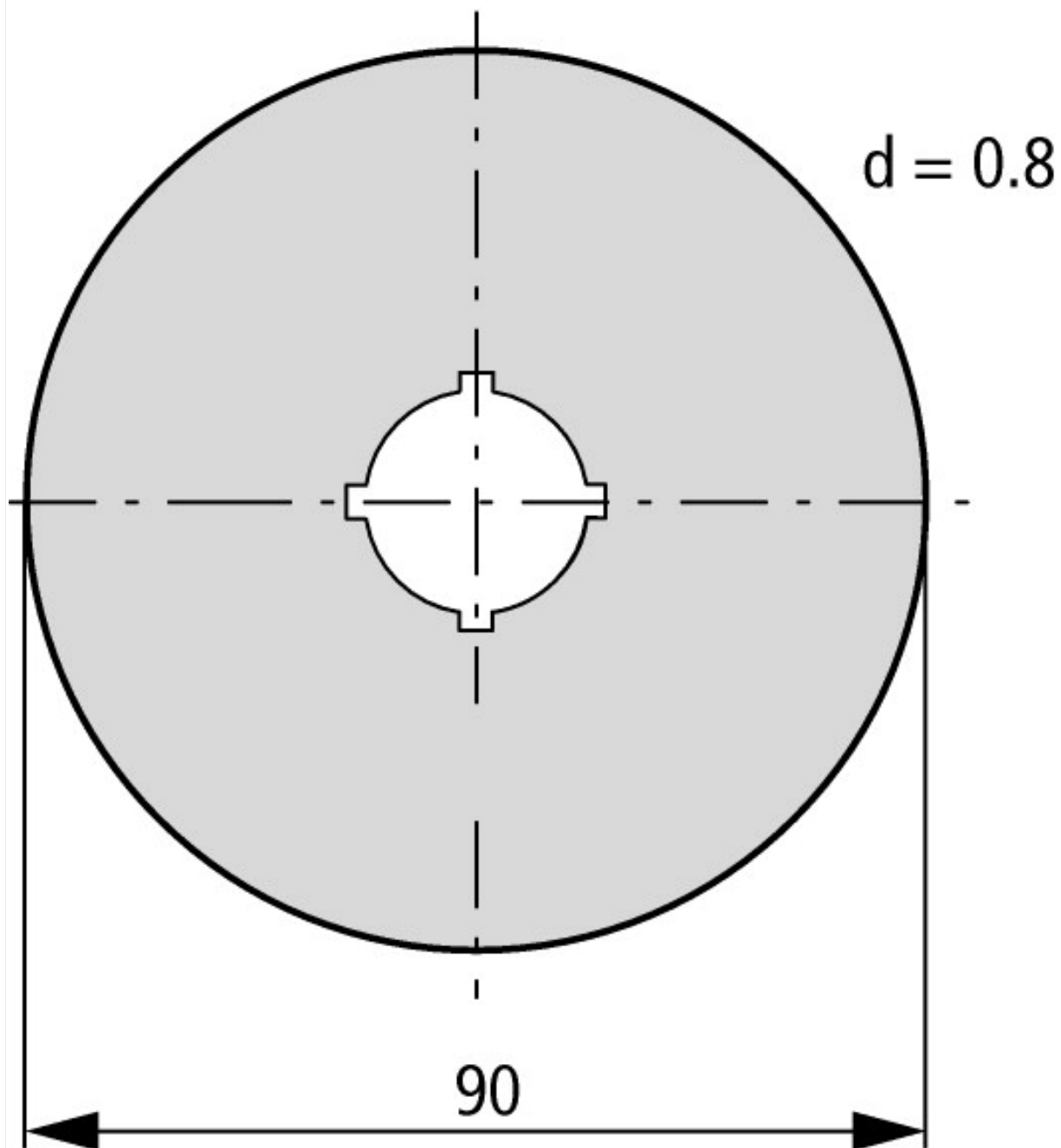
Technical data ETIM 7.0

Low-voltage industrial components (EG000017) / Text plate for control circuit devices (EC000624)			
Electric engineering, automation, process control engineering / Low-voltage switch technology / Command and alarm device / Identification plate for command devices (ecI@ss10.0.1-27-37-12-25 [AKF043014])			
Imprint			Other
Imprint ISO symbols			Other
Colour			Yellow
Shape			Round
Width		mm	90
Height		mm	90
Outer diameter		mm	90

Approvals

North America Certification			UL/CSA certification not required
-----------------------------	--	--	-----------------------------------

Dimensions



Assets (links)

[Declaration of CE Conformity](#)

00002782