

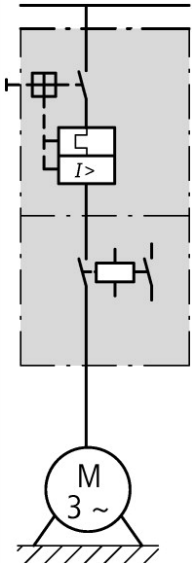




DOL starter on feeder system adapter, 3-pole, 1.5 kW/400 V/AC-3, 150 kA

Part no. **MSC-DM-4-M7(230V50HZ)/MSFA**
Catalog No. **191120**
Alternate Catalog No. **XTSC004B007BMFNL-FS**
EL-Nummer (Norway) **4100185**

Delivery program

Basic function			DOL starters (complete devices)
Basic device			MSC
			
Notes			Also suitable for motors with efficiency class IE3. IE3-ready devices are identified by the logo on their packaging.
Connection to SmartWire-DT			no
Motor ratings			
Motor rating			
AC-3			
380 V 400 V 415 V	P	kW	1.1 1.5
Rated operational current			
AC-3			
380 V 400 V 415 V	I _e	A	2.6 3.6
Rated short-circuit current 380 - 415 V	I _q	kA	100
Setting range			
Setting range of overload releases	I _r	A	2.5 - 4
			
Coordination			Type of coordination "1" Type of coordination "2"
Contact sequence			
Actuating voltage			230 V 50 Hz, 240 V 60 Hz
			AC voltage
Motor-protective circuit-breakers PKZM0-4			

Contactor DILM7-10(...)			
DOL starter wiring set Mechanical connection element and electrical electric contact module PKZM0-XDM15ME			
Notes The DOL starters (complete units) consist of a PKZM0 motor protective circuit breaker and a DILM contactor. These combinations are mounted on the busbar adapters. The connection of the main circuit between the motor protective circuit breaker and the contactor is established with an electrical contact module.			
Further information Technische Daten PKZM0 Zusatzausrüstung PKZ Technische Daten DILM Zusatzausrüstung DILM		Page → PKZM0 → 072896 → DILM → 281199	

Technical data

General

Standards			UL 508 (on request) CSA C 22.2 No. 14 (on request)
-----------	--	--	---

Main conducting paths

Rated impulse withstand voltage	U _{imp}	V AC	6000
Overvoltage category/pollution degree			III/3
Rated operational voltage	U _e	V	230 - 415
Rated operational current			
Open, 3-pole: 50 – 60 Hz			
380 V 400 V	I _e	A	4

Additional technical data

Motor protective circuit breaker PKZM0, PKE			PKZM0 motor-protective circuit-breakers, see motor-protective circuit-breakers/ PKZM0 product group DILM contactors, see contactor product group DILET timing relay, ETR, see contactors, electronic timing relays product group
DILM contactors			
Power consumption of the coil in a cold state and 1.0 x U _S			
Dual-voltage coil 50 Hz	Sealing	W	1.4

Design verification as per IEC/EN 61439

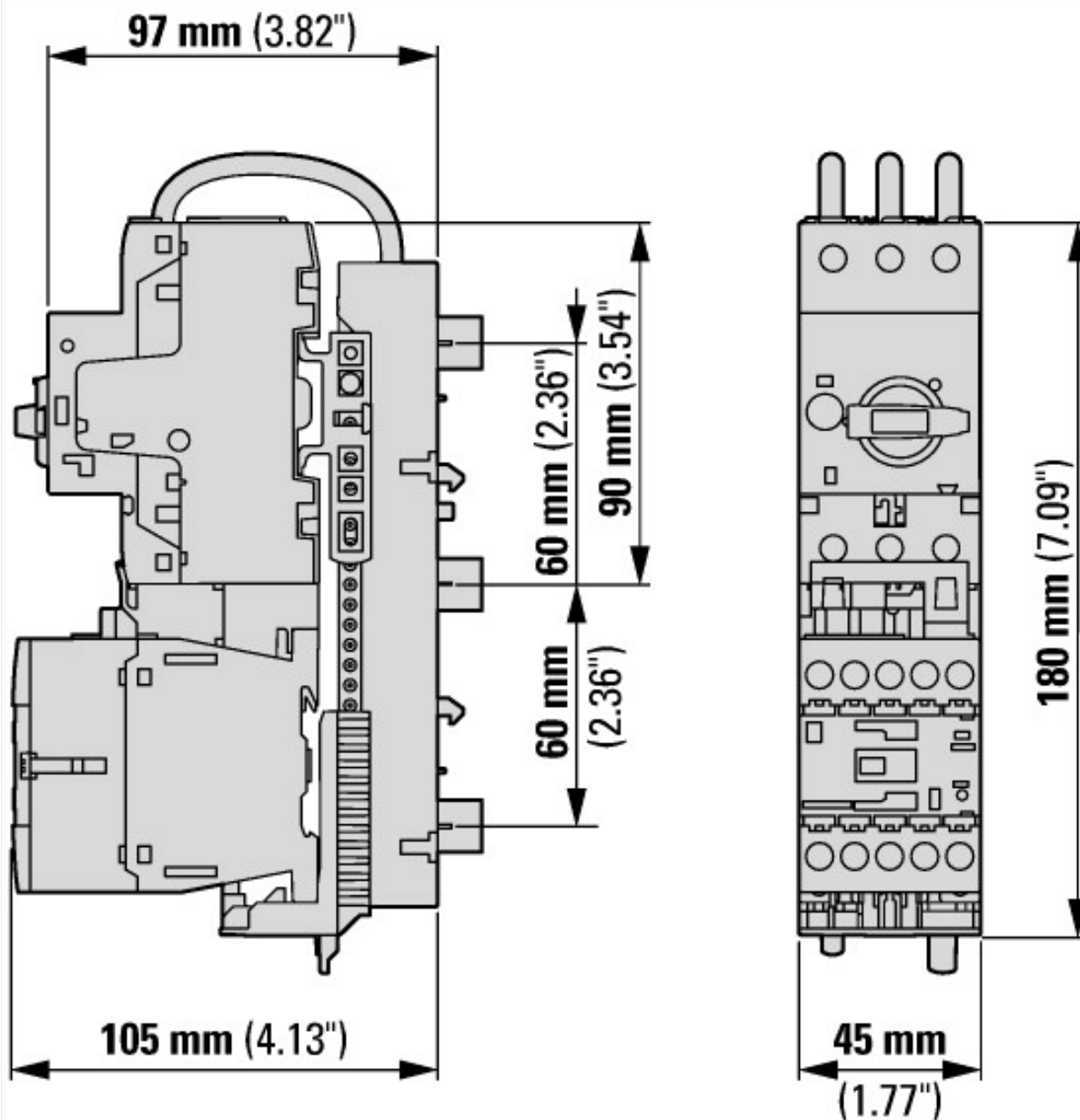
Technical data for design verification			
Operating ambient temperature min.		°C	-25
Operating ambient temperature max.		°C	55

Technical data ETIM 7.0

Low-voltage industrial components (EG000017) / Motor starter/Motor starter combination (EC001037)			
Electric engineering, automation, process control engineering / Low-voltage switch technology / Load breakout, motor breakout / Motor starter combination (ecl@ss10.0.1-27-37-09-05 [AJZ718013])			
Kind of motor starter			Direct starter
With short-circuit release			Yes
Rated control supply voltage U _s at AC 50HZ		V	230 - 230
Rated control supply voltage U _s at AC 60HZ		V	0 - 0
Rated control supply voltage U _s at DC		V	0 - 0
Voltage type for actuating			AC
Rated operation power at AC-3, 230 V, 3-phase		kW	0.75
Rated operation power at AC-3, 400 V		kW	1.5
Rated power, 460 V, 60 Hz, 3-phase		kW	0
Rated power, 575 V, 60 Hz, 3-phase		kW	0
Rated operation current I _e		A	3.6
Rated operation current at AC-3, 400 V		A	4
Overload release current setting		A	2.5 - 4
Rated conditional short-circuit current, type 1, 480 Y/277 V		A	0
Rated conditional short-circuit current, type 1, 600 Y/347 V		A	0
Rated conditional short-circuit current, type 2, 230 V		A	50000
Rated conditional short-circuit current, type 2, 400 V		A	50000
Number of auxiliary contacts as normally open contact			1

Number of auxiliary contacts as normally closed contact		0
Ambient temperature, upper operating limit	°C	60
Temperature compensated overload protection		Yes
Release class		CLASS 10
Type of electrical connection of main circuit		Screw connection
Type of electrical connection for auxiliary- and control current circuit		Screw connection
Rail mounting possible		Yes
With transformer		No
Number of command positions		0
Suitable for emergency stop		No
Coordination class according to IEC 60947-4-3		Class 2
Number of indicator lights		0
External reset possible		No
With fuse		No
Degree of protection (IP)		IP20
Degree of protection (NEMA)		Other
Supporting protocol for TCP/IP		No
Supporting protocol for PROFIBUS		No
Supporting protocol for CAN		No
Supporting protocol for INTERBUS		No
Supporting protocol for ASI		No
Supporting protocol for MODBUS		No
Supporting protocol for Data-Highway		No
Supporting protocol for DeviceNet		No
Supporting protocol for SUCONET		No
Supporting protocol for LON		No
Supporting protocol for PROFINET IO		No
Supporting protocol for PROFINET CBA		No
Supporting protocol for SERCOS		No
Supporting protocol for Foundation Fieldbus		No
Supporting protocol for EtherNet/IP		No
Supporting protocol for AS-Interface Safety at Work		No
Supporting protocol for DeviceNet Safety		No
Supporting protocol for INTERBUS-Safety		No
Supporting protocol for PROFIsafe		No
Supporting protocol for SafetyBUS p		No
Supporting protocol for other bus systems		No
Width	mm	45
Height	mm	180
Depth	mm	115

Dimensions



Assets (links)

[Declaration of CE Conformity](#)

00002972

[Instruction Leaflets](#)

IL034030ZU2018_05