

Select your language

- German
- English
- Spanish
- French
- Dutch
- Italian
- Polish
- Czech
- Russian
- Norwegian Bokmål

Worldwide English



Powering Business Worldwide

M22-PVLT60P - Emergency stop/emergency switching off pushbutton, RMQ-Titan, Palm-tree shape, 60 mm, Illuminated with LED element, Turn-to-release function, Red, yellow, RAL 3000



121461 M22-PVLT60P

[Overview](#) [Specifications](#) [Resources](#)



## 121461 M22-PVLT60P

Emergency stop/emergency switching off pushbutton, RMQ-Titan, Palm-tree shape, 60 mm, Illuminated with LED element, Turn-to-release function, Red, yellow, RAL 3000

Alternate Catalog No.

M22-PVLT60PQ

EL-Nummer (Norway)

4315242

Emergency stop/emergency switching off pushbutton, Product range: RMQ-Titan, Single unit, Design: Palm-tree shape, Diameter: 60 mm, Illumination: Illuminated with LED element, Turn-to-release function, Description: Tamper-proof according to ISO 13850/EN 418, Colour Mushroom head: Red, Colour Base: yellow, RAL 3000, Degree of Protection: IP66, IP67, IP69K, Connection to SmartWire-DT: no, Instructions: Max. number of contacts: four M22-(C)K01, ...10 or two M22-(C)K02, ...20, ...11, Standards: IEC/EN 60947, VDE 0660

- [Delivery program](#)
- [Technical data](#)
- [Design verification as per IEC/EN 61439](#)
- [Technical data ETIM 7.0](#)
- [Approvals](#)
- [Dimensions](#)

### Delivery program

Product range

RMQ-Titan

Basic function

Controlled stop pushbuttons/emergency-stop buttons

Mounting hole diameter [□]

22.5 mm

Single unit/Complete unit

Single unit

Design

Palm-tree shape

Diameter [□]

60 mm

Illumination

Illuminated with LED element

Turn-to-release function

Description

Tamper-proof according to ISO 13850/EN 418

Colour

Mushroom head

Red



Base  
yellow  
RAL 3000  
Degree of Protection  
IP66, IP67, IP69  
Connection to SmartWire-DT  
no

#### Instructions

Max. Configuration: 4 x M22-(C)K01, ...10 or 2 x M22-(C)K02, ...20, ...11 and 1 x M22-(F)LED...  
When using M22-PVL... with 1 x M22-K01SMC10 (single channel), article M22-XSMC (order no.: 173030) is required.  
Order this item separately.

## Technical data

General  
Standards  
IEC/EN 60947  
VDE 0660  
Lifespan, mechanical [Operations]  
> 0.1 x 10<sup>6</sup>  
Operating frequency [Operations/h]  
 600  
Actuating force  
 50 n  
Climatic proofing  
Damp heat, constant, to IEC 60068-2-78  
Damp heat, cyclic, to IEC 60068-2-30  
Degree of Protection  
IP66, IP67, IP69  
Ambient temperature Open  
-25 - +70 °C  
Mounting position  
As required  
Mechanical shock resistance  
50  
Shock duration 11 ms  
Sinusoidal  
according to IEC 60068-2-27 g  
shipping classification  
DNV  
GL  
LR



## Design verification as per IEC/EN 61439

Technical data for design verification  
Rated operational current for specified heat dissipation [ $I_r$ ]  
0 A  
Heat dissipation per pole, current-dependent [ $P_{vid}$ ]  
0 W  
Equipment heat dissipation, current-dependent [ $P_{vid}$ ]  
0 W  
Static heat dissipation, non-current-dependent [ $P_{vs}$ ]  
0 W  
Heat dissipation capacity [ $P_{diss}$ ]  
0 W  
Operating ambient temperature min.  
-25 °C  
Operating ambient temperature max.

+70 °C

IEC/EN 61439 design verification

10.2 Strength of materials and parts 10.2.2 Corrosion resistance

Meets the product standard's requirements.

10.2 Strength of materials and parts 10.2.3.1 Verification of thermal stability of enclosures

Meets the product standard's requirements.

10.2 Strength of materials and parts 10.2.3.2 Verification of resistance of insulating materials to normal heat

Meets the product standard's requirements.

10.2 Strength of materials and parts 10.2.3.3 Verification of resistance of insulating materials to abnormal heat and fire due to internal electric effects

Meets the product standard's requirements.

10.2 Strength of materials and parts 10.2.4 Resistance to ultra-violet (UV) radiation

Please enquire

10.2 Strength of materials and parts 10.2.5 Lifting

Does not apply, since the entire switchgear needs to be evaluated.

10.2 Strength of materials and parts 10.2.6 Mechanical impact

Does not apply, since the entire switchgear needs to be evaluated.

10.2 Strength of materials and parts 10.2.7 Inscriptions

Meets the product standard's requirements.

10.3 Degree of protection of ASSEMBLIES

Does not apply, since the entire switchgear needs to be evaluated.

10.4 Clearances and creepage distances

Meets the product standard's requirements.

10.5 Protection against electric shock

Does not apply, since the entire switchgear needs to be evaluated.

10.6 Incorporation of switching devices and components

Does not apply, since the entire switchgear needs to be evaluated.

10.7 Internal electrical circuits and connections

Is the panel builder's responsibility.

10.8 Connections for external conductors

Is the panel builder's responsibility.

10.9 Insulation properties 10.9.2 Power-frequency electric strength

Is the panel builder's responsibility.

10.9 Insulation properties 10.9.3 Impulse withstand voltage

Is the panel builder's responsibility.

10.9 Insulation properties 10.9.4 Testing of enclosures made of insulating material

Is the panel builder's responsibility.

10.10 Temperature rise

Not applicable.

10.11 Short-circuit rating

Is the panel builder's responsibility. The specifications for the switchgear must be observed.

10.12 Electromagnetic compatibility

Is the panel builder's responsibility. The specifications for the switchgear must be observed.

10.13 Mechanical function

The device meets the requirements, provided the information in the instruction leaflet (IL) is observed.

## Technical data ETIM 7.0

Low-voltage industrial components (EG000017) / Front element for mushroom push-button (EC001038)

Electric engineering, automation, process control engineering / Low-voltage switch technology / Command and alarm device / Front element for mushroom push-button actuators (ecl@ss10.0.1-27-37-12-12 [AKF030014])

Colour button

Red

Construction type lens

Round

Diameter cap

60 mm

Hole diameter

22.5 mm

Width opening

0 mm

Height opening

0 mm

Degree of protection (IP)

IP67/IP69K

Degree of protection (NEMA)

4X

Type of button

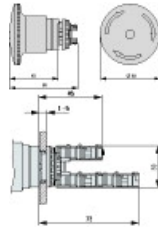
High

Suitable for illumination  
No  
Switching function latching  
Yes  
Spring-return  
No  
With front ring  
No  
Material front ring  
Plastic  
Colour front ring  
Black  
Suitable for emergency stop  
Yes  
Unlocking method  
Turn-release

## Approvals

North America Certification  
Request filed for UL and CSA

## Dimensions



## CAD data

- [Product-specific CAD data](#)  
(Web)
- [3D Preview](#)  
(Web)

## DWG files

- [DA-CD-not\\_au\\_60](#)  
File  
(Web)

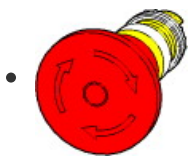
## Step files

- [DA-CS-not\\_au\\_60](#)  
File  
(Web)

## Additional product information

- [DGLV Test Mark Customer Information](#)  
(PDF)

## 3D drawing



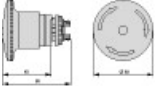
1160DRW-260  
Line drawing

## Product photo

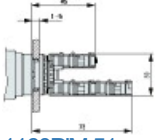


1160PIC-730  
Photo

## Dimensions single product



1160DIM-49  
Line drawing



1160DIM-51  
Line drawing

## Symbol



Germanischer Lloyd  
0000SFC-180

Graphic

Germanischer Lloyd approval for Germany (color logo)



DNV  
0000SFC-183

Logo

Approval Norway Det Norske Veritas DNV

000Z016

Graphic

Certification: Swiss Accident Insurance Institute



1160SFC-80

Graphic

Button plate red, red arrows, red LED

116C061

Graphic

Button plate, red

## Instruction Leaflet

- [RMQ-Titan System \(IL04716002Z\)](#)

Asset

former AWA1160-1745, IL04716001E

(PDF, 09/2020, multilingual)

- [RMQ-Titan: Emergency-Stop buttons, Emergency-Switching-Off buttons \(IL04716005Z\)](#)

Asset

IL04716005Z RMQ-Titan: Emergency-Stop buttons, Emergency-Switching-Off buttons

(PDF, 05/2021, multilingual)

## StandardsSymbol



0000SPC-179

Graphic

Lloyd's Register approval for Great Britain

## Declaration of Conformity

### EU

- [Emergency-stop operating devices RMQ Titan & accessories M22-..., M30-... \(DA-DC-00003622\)](#)  
Asset  
(PDF)
- [DA-DC-dguv\\_test\\_zeichen\\_infoblatt\\_kunden](#)  
Asset  
(PDF)

## Download-Center

- [Download-Center \(this item\)](#)  
Eaton EMEA Download-Center - download data for this item
- [Download-Center](#)  
Eaton EMEA Download-Center



[Generate data sheet in PDF format](#)



[Generate data sheet in Excel format](#)



[Write a comment](#)

[Imprint](#) [Privacy Policy](#) [Legal Disclaimer](#) [Terms and Conditions](#)

© 2021 by Eaton Industries GmbH