

Select your language

- German
- English
- French
- Dutch
- Italian
- Polish
- Czech
- Russian
- Norwegian Bokmål

Worldwide English



Powering Business Worldwide

EMS2-XBB-60 - Bus bar adapter, 160 mm, Pole 3, For use with EMS2-ROSF-...



192408 EMS2-XBB-60

[Overview](#) [Specifications](#) [Resources](#)



192408 EMS2-XBB-60

Bus bar adapter, 160 mm, Pole 3, For use with EMS2-ROSF-...

Alternate Catalog No.

EMS2-XBB-60

Adapter, Product range: Electronic motor starter, Accessories, Pole: 3, For use with: EMS2-ROSF-...

- [Delivery program](#)
- [Technical data](#)
- [Design verification as per IEC/EN 61439](#)
- [Technical data ETIM 7.0](#)
- [Approvals](#)
- [Characteristics](#)
- [Dimensions](#)

Delivery program

Product range
Electronic motor starter
Basic function
Accessories
Description
Bus bar adapter
Pole
3
For use with
EMS2-ROSF-...

Technical data

General
Ambient temperature
-25 - +70

Design verification as per IEC/EN 61439

Technical data for design verification
Static heat dissipation, non-current-dependent [P_{st}]
0 W
Heat dissipation capacity [P_{diss}]
0 W

Operating ambient temperature min.

-25 °C

Operating ambient temperature max.

+70 °C

IEC/EN 61439 design verification

10.2 Strength of materials and parts 10.2.2 Corrosion resistance

Meets the product standard's requirements.

10.2 Strength of materials and parts 10.2.3.1 Verification of thermal stability of enclosures

Meets the product standard's requirements.

10.2 Strength of materials and parts 10.2.3.2 Verification of resistance of insulating materials to normal heat

Meets the product standard's requirements.

10.2 Strength of materials and parts 10.2.3.3 Verification of resistance of insulating materials to abnormal heat and fire due to internal electric effects

Meets the product standard's requirements.

10.2 Strength of materials and parts 10.2.4 Resistance to ultra-violet (UV) radiation

Meets the product standard's requirements.

10.2 Strength of materials and parts 10.2.5 Lifting

Does not apply, since the entire switchgear needs to be evaluated.

10.2 Strength of materials and parts 10.2.6 Mechanical impact

Does not apply, since the entire switchgear needs to be evaluated.

10.2 Strength of materials and parts 10.2.7 Inscriptions

Meets the product standard's requirements.

10.3 Degree of protection of ASSEMBLIES

Does not apply, since the entire switchgear needs to be evaluated.

10.4 Clearances and creepage distances

Meets the product standard's requirements.

10.5 Protection against electric shock

Does not apply, since the entire switchgear needs to be evaluated.

10.6 Incorporation of switching devices and components

Does not apply, since the entire switchgear needs to be evaluated.

10.7 Internal electrical circuits and connections

Is the panel builder's responsibility.

10.8 Connections for external conductors

Is the panel builder's responsibility.

10.9 Insulation properties 10.9.2 Power-frequency electric strength

Is the panel builder's responsibility.

10.9 Insulation properties 10.9.3 Impulse withstand voltage

Is the panel builder's responsibility.

10.9 Insulation properties 10.9.4 Testing of enclosures made of insulating material

Is the panel builder's responsibility.

10.10 Temperature rise

The panel builder is responsible for the temperature rise calculation. Eaton will provide heat dissipation data for the devices.

10.11 Short-circuit rating

Is the panel builder's responsibility. The specifications for the switchgear must be observed.

10.12 Electromagnetic compatibility

Is the panel builder's responsibility. The specifications for the switchgear must be observed.

10.13 Mechanical function

The device meets the requirements, provided the information in the instruction leaflet (IL) is observed.

Technical data ETIM 7.0

Low-voltage industrial components (EG000017) / Accessories for low-voltage switch technology (EC002498)

Electric engineering, automation, process control engineering / Low-voltage switch technology / Component for low-voltage switching technology / Component for low-voltage switch technology (accessories) (ecl@ss10.0.1-27-37-13-92 [AKN570013])

Type of accessory

Other

Approvals

Product Standards

UL 60947-4-1; CSA C22.2 No. 60947-4-1-14; CE marking

UL File No.

E29096

UL Category Control No.

NLDX, NLDX7

CSA File No.

UL report applies to both US and Canada

North America Certification

UL listed, certified by UL for use in Canada
Specially designed for North America
No

Characteristics




Electricity derating devices with EMS2-XBB or MSFS adapter

Devices with $I_e = 9\text{ A}$ that are installed with a minimum clearance of 20 mm

T_S = temperature of busbar

T_A = ambient temperature in switch cabinet

Dimensions



CAD data

- [Product-specific CAD data](#)
(Web)
- [3D Preview](#)
(Web)
- [DA-CD-ems2_xbb_60](#)
CAD data
DWG files
(Web)
- [DA-CE-ETN.EMS2-XBB-60](#)
CAD data
edz files
(Web)
- [DA-CS-ems2_xbb_60](#)
CAD data
Step files
(Web)

Product photo



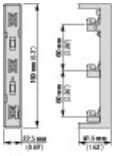
- [Photo](#)
Product photo
[Photo](#)

3D drawing



- [2100DRW-490](#)
3D drawing
Line drawing

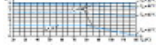
Dimensions single product



2100DIM-76


Dimensions single product
Line drawing

Characteristic curve



2100DIA-28

Characteristic curve
Coordinate visualization



2100DIA-29

Characteristic curve
Coordinate visualization


Declaration of Conformity

- [DA-DC-00003280](#)
Declaration of Conformity
(PDF)

Download-Center

- [Download-Center \(this item\)](#)
Eaton EMEA Download-Center - download data for this item
- [Download-Center](#)
Eaton EMEA Download-Center

 [Generate data sheet in PDF format](#)

 [Generate data sheet in Excel format](#)

 [Write a comment](#)

[Imprint](#) [Privacy Policy](#) [Legal Disclaimer](#) [Terms and Conditions](#)

© 2020 by Eaton Industries GmbH