

HARVIA HSC

HSC900400

The Harvia Senator Combi heater is a versatile combination of an electric heater and a steamer that provides gentle and warm Sauna & Spa experiences. The floor-mounted Senator Combi can create a traditional Finnish sauna, a steam sauna, a herbal sauna or a fragrant sauna – all sauna experiences in one package. The stylish stainless steel heater creates a spa atmosphere in family saunas and shared saunas in apartment buildings and terraced houses. Enjoy the beautifying and healthy power of steam by Harvia. Senator Combi heaters are controlled by a separate control unit.



Features

Main material : Steel


H x W x D : 660.0 x 345.0 x 465.0 mm

Net weight (kg) : 19.5


Installation type : Floor

ID	GTIN	Output (kW)	Sauna room size min - max m3
HSC900400	6417659005616	9 kW	8.0-14.0

Related products



SFE-500500



SASL2M



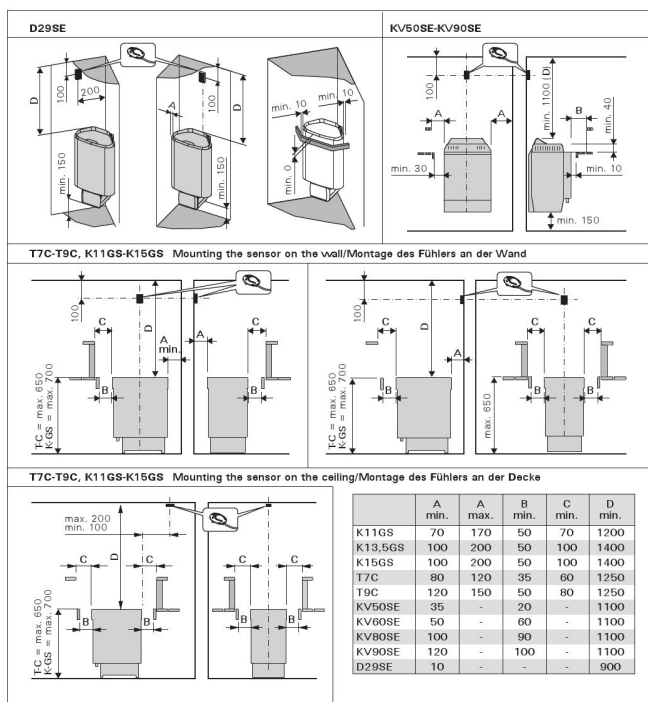
Spare parts

Product	ID	Pcs
Heating element 1500W/230V	ZSS-110	6
Soapstone cup Senator Combi	ZSS-505	1

Technical details

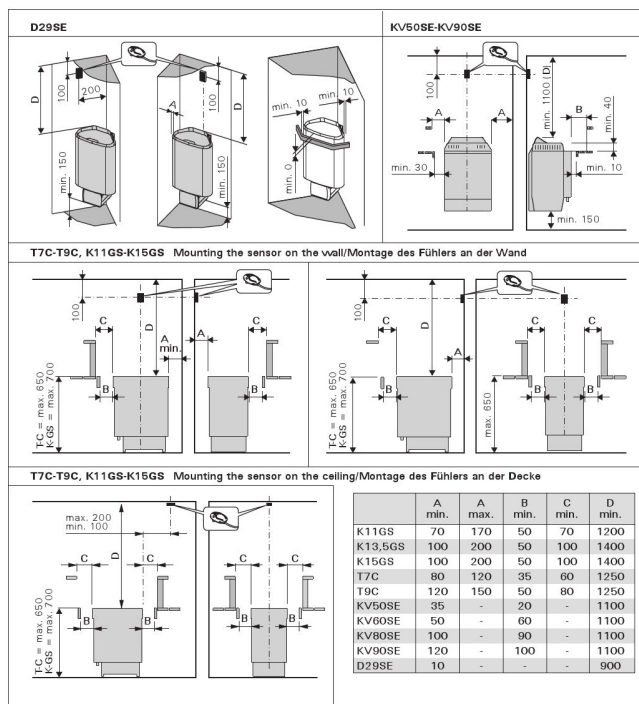
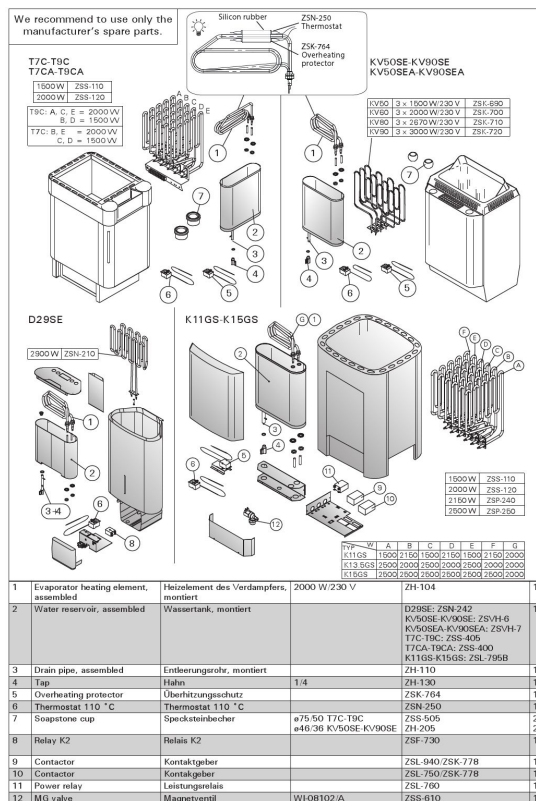
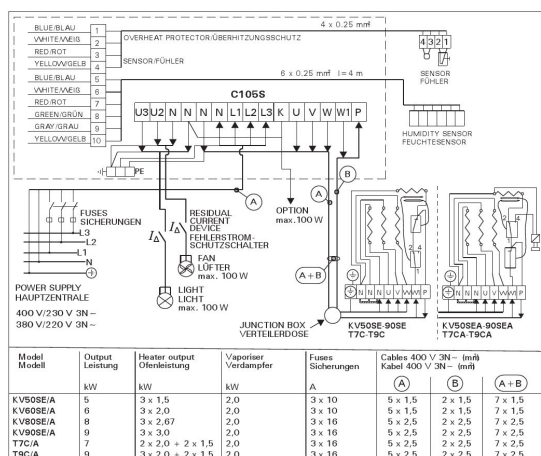
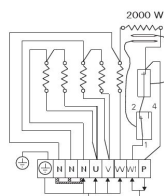
Technical data	Type / attribute	HSC900400
	Color	Stainless Steel
	Power output	9 kW
	Stone amount (kg)	35
Dimensions	Product width (mm)	345
	Product height (mm)	660
	Product depth (mm)	465
	Net weight (kg)	19.5
	Gross weight	20.9
	Package width	360
	Package height	675
	Package depth	480
Safety and installation dimensions	Safety distance front (non-combustible materials)	50
	Safety distance side (non-combustible materials)	50
	Safety distance behind (non-combustible materials)	120
	Safety distance (Ceiling) (depends on connections and therefore from output, star/delta)	1250
	Room min. height(depends on connections and therefore from output, star/delta)	1900

Technical images



Safety distances (all dimensions in millimeters)

T7C-T9C



Safety distances (all dimensions in millimeters)