

Buffer Tube Fan-Out Kits

A LANscape® Solutions Product

Corning
Cable Systems

Applications

- Field termination of loose tube cables at indoor or outdoor cross-connects


Description

Corning Cable Systems Indoor and Outdoor Buffer Tube Fan-Out Kits are specifically designed for the termination of 6- and 12-fiber buffer tubes. These buffer tube fan-out kits provide the ultimate solution for those users who want to field-install connectors. The kits provide the most compact, easy-to-install fan-out solution requiring no additional hardware or space than that required for terminating tight-buffered cables.


Indoor and outdoor kits feature a 900 µm fan-out assembly that is color-coded to match the fiber color scheme. The fan-out assembly is available with 6- or 12-fiber units in lengths of 25 or 47 inches. These different lengths provide the installer the flexibility needed for a variety of hardware options.

Features / Benefits

- Eliminates strain on fibers by isolating them from tensile forces
- Colored fan-out tubing
- Snap-together furcation unit eliminates epoxy for indoor kits
- Compact design
- Quick and easy to install
- Optimized for field termination of cables
- Excellent fiber routing capabilities
- Bend radius protection designed into each unit
- Outdoor kits include additional elements that compensate for wider temperature fluctuations common in outdoor environments



Buffer Tube Fan-Out Kit | Photo LAN365



Buffer Tube Fan-Out Kit | Photo LAN49

- Indoor temperature range 0° to +70°C
Outdoor temperature range -40° to +70°C

Buffer Tube Fan-Out Kits

A LANscape® Solutions Product

Corning
Cable Systems

Ordering Information

To order a buffer tube fan-out kit, first determine the length of tubing required for connector termination, either 25 or 47 inches. Next, determine the number of fibers to furcate.

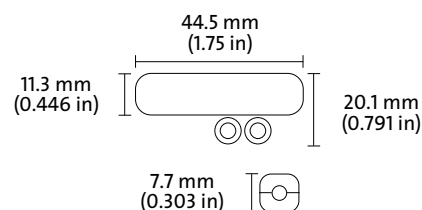
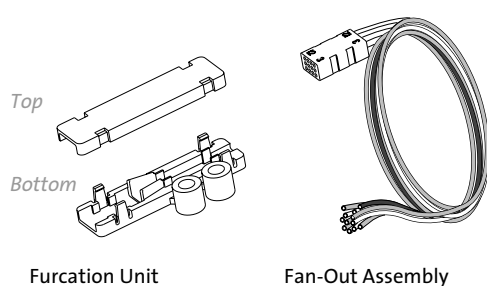
Part Number	Length of Tubing	Number of Fibers per Buffer Tube¹
Indoor Buffer Tube Fan-Out Kits		
FAN-BT25-06	25 inches	6
FAN-BT47-06	47 inches	6
FAN-BT25-12	25 inches	12
FAN-BT47-12	47 inches	12
Outdoor Buffer Tube Fan-Out Kits		
FAN-OD25-06	25 inches	6
FAN-OD47-06	47 inches	6
FAN-OD25-12	25 inches	12
FAN-OD47-12	47 inches	12

Notes

¹Refer to cable specifications.

Tool Kit and Tool Kit Consumables

Part Number	Description
TKT-FANBT-A	Buffer Tube Fan-Out Assembly Tool Kit includes buffer tube fan-out assembly fixture and buffer tube fan-out kit instructions
TKT-FANBT-C	Buffer Tube Fan-Out Assembly Consumables Kit includes buffer tube fan-out procedure instructions, buffer tube fan-out clamp, MSDS 411 adhesive, Loctite 411 adhesive, Kimwipes, alcohol wipes, and MSDS alcohol wipes



Kit Components | Drawing CPC-220/2/1

Completed Kit Dimensions | Drawing CPC-220/2/2

Corning Cable Systems LLC • PO Box 489 • Hickory, NC 28603-0489 USA

1-800-743-2675 • FAX: +1-828-901-5973 • International: +1-828-901-5000 • <http://www.corning.com/cablesystems>

Corning Cable Systems reserves the right to improve, enhance and modify the features and specifications of Corning Cable Systems products without prior notification. LANscape is a registered trademark of Corning Cable Systems Brands, Inc. Discovering Beyond Imagination is a trademark of Corning Incorporated. All other trademarks are the properties of their respective owners. Corning Cable Systems is ISO 9001 certified. © 2000, 2005 Corning Cable Systems. All rights reserved. Published in the USA. LAN-103-EN / June 2005 / pdf

