




Type
T2

I _{max} : 40 kA

U _p : 2,3 kV
System
TNC : 400/690 V IT : 230/400 V

IEC 61643-11 EN 61643-11

Type 2 SPD's are designed to discharge the currents generated by indirect lightning strikes causing induced or conducted overvoltages on the power distribution network.

They are characterized by an 8/20μs waveform (I_{max}). Higher is the I_{max}, more powerful they are.

They are installed in the main distribution switchboard but also in sub-distribution board.

They have a low residual voltage U_p often compatible with the withstand voltage of the equipment to protect. If this is not the case or the cable length to the equipment is longer than 10m, another level of coordination with OVR T2-T3, OVR T3 will be needed.

- Din rail mounting
- Pluggable
- Excellent technical data
- Improved safety
- Pro M compact design
- Back up protection up to 125 A Fuse or Mcb



CHARACTERISTICS	Key characteristics			
	Protection mode			L-PEN
	Number of protected lines			3
	Test class			II
	Integrated thermal disconnecter			Yes
	End of life indicator			Yes
	Safety reserve			No
	Electrical characteristics			
	Nominal discharge current	I _n (8/20)	kA	20
	Maximal discharge current	I _{max} (8/20)	kA	40
	Impulse current	I _{imp} (10/350)	kA	2
	Maximal continuous operating voltage	U _c	V	600
	Type of current / frequency		Hz	a.c. 47-63
	Voltage protection level at I _n	U _p (L-PE)	kV	2,3
	Voltage protection level at I _n	U _p (L-N)	kV	-
	Voltage protection level at I _n	U _p (N-PE)	kV	-
	Short circuit withstand	I _{SCCR}	kA	100
	Total current	I _{TOTAL}	kA	120
	Follow current interrupted	I _{fi}	kA	- / -
	Ground residual current	I _{PE}	μA	< 75
	TOV withstand (L-N : 5s / N-PE : 200 ms)	U _T	V	792 / -
	Voltage Combination Wave	U _{OC}	kV	20
	Required thermal/back up protection			
	Curve B or C Circuit breaker	A		≤ 125
	gG - gL fuse	A		≤ 125
	Comments			
	Mechanical characteristics			
	Dimensions	H x W x D	mm	95 x 53.4 x 58
	Wire range : Solid wire		mm ²	2.5...25
	Wire range : Stranded wire		mm ²	2.5...16
	Stripping length		mm	12.5
	Packing quantities		piece	Per 1
	Miscellaneous characteristics			
	Maximal altitude		m	2000
	Weight		g	360
	Response time		ns	< 25
	Fire resistance according to UL 94			V-0
	Replacement cartridges			
	Phase / Product ID	OVR T2 40-600 C QS		2CTB803886R0400
	Neutral / Product ID	-		-

