

PRODUCT DATASHEET

FL PFM 65W 4000 K SYM 100 SL BK

FLOODLIGHT PHOTOCELL 65 W | Floodlight with daylight sensor, 65 W power consumption



AREAS OF APPLICATION

- Replacement for floodlights with halogen lamps
- Outdoor use (IP65)
- Industry
- Public areas
- Construction areas
- Building facades

PRODUCT BENEFITS

- Bright, robust and durable
- Automatically switches on and off according to the amount of available daylight
- Always-on override, activated via special mains switching pattern
- Safe and very uniform illumination, due to frosted and tempered glass diffuser
- No upper light output ratio (ULOR 0%) when mounted at 0° tilt
- Energy savings of up to 90 % compared to halogen lamp floodlights
- 5 years guarantee

PRODUCT FEATURES

- Daylight sensor, integrated in glass cover
- Switch on below 35 lux, switch off above 95 lux illuminance
- Reflector-based, symmetric light distribution with 100° x 100° beam angle
- Integrated wide voltage driver, suitable for 100 - 277 V AC
- Surge protection: up to 6 kV (L/N-PE), 4 kV (L-N)



- Mounting bracket with 30° angle and wide rotation area
- Breather membrane to optimize air exchange, without compromising IP protection
- Pre-installed, flexible 1 m cable (H05RN-F), wrapped 3 x 1.0 mm² single wires

TECHNICAL DATA

Electrical data

Nominal wattage	65.00 W
Operating mode	Integrated LED driver
Nominal voltage	100...277 V
Power factor λ	≥ 0.90
Mains frequency	50/60 Hz
Max. no. of lum. on circuit break. B16 A	29
Max. no. of lum. on circuit break. C10 A	21
Max. no. of lum. on circuit break. C16 A	33
Inrush current	14.1 A
Total harmonic distortion	< 20 %
Inrush current time T_{h50}	145 μ s

Photometrical data

Color temperature	4000 K
Luminous flux	8000 lm
Luminous efficacy	125 lm/W
Standard deviation of color matching	≤ 5 sdc _m
Light color (designation)	Cool White
Color rendering index Ra	≥ 80

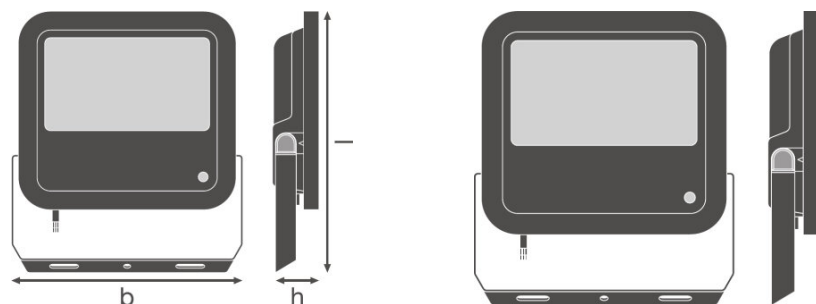
Light technical data

Beam angle	100 ° x 100 °
------------	---------------

Luminaire sensor data

Type of sensor	Light
Sensor technology	Photocell
Detection threshold of daylight sensor	35...95 lx
Sensor IP rating	IP65

Dimensions & weight



Length	268.0 mm
Width	237.0 mm
Height	49.0 mm
Product weight	2100.00 g
Cable length	1000 mm

Colors & materials

Body material	Aluminum
Product color	Black
Housing color	Black

Temperatures & operating conditions

Ambient temperature range	-30...+50 °C
----------------------------------	--------------

Lifespan

Number of switching cycles	100000
Lifespan L70/B50 at 25 °C	70000 h
Lifespan L80/B10 at 25 °C	55000 h
Lifespan L90/B10 at 25 °C	35000 h

Additional product data

Mounting type	Surface
Mounting location	Wall / Pole / Floor
Product remark	Available from September 2020

Capabilities

Adjustable	Yes
Dimmable	No
Type of connection	Cable, 3-pole

LED module replaceable	Not replaceable
-------------------------------	-----------------

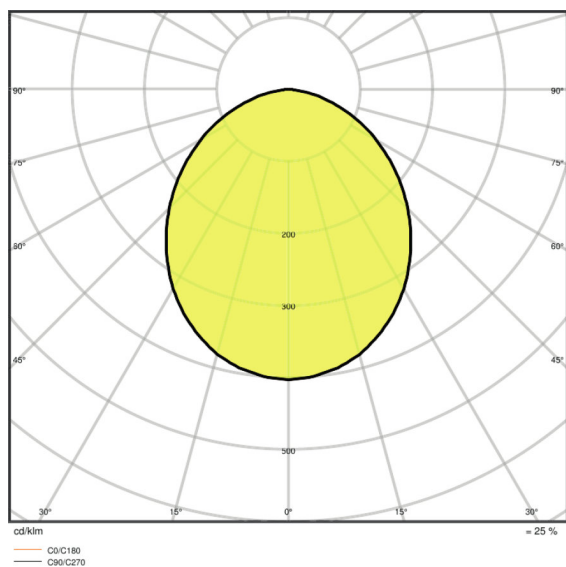
Certificates & standards

Protection class IK (shock resistance)	IK08
Glow Wire Test according to IEC 695-2-1	650 °C
Photobiological safety group EN62778	RG 1
Photobio. safety group acc. to EN62471	RG 1
Protection class	I
Type of protection	IP65
Luminaire with limited surface temperature, class "D"	No
Standards	CE/CB/ENEC/EAC/RoHS

Logistical data

Temperature range at storage	-40...+70 °C
-------------------------------------	--------------

Light Distribution



LDC typ polar

SAFETY ADVICE

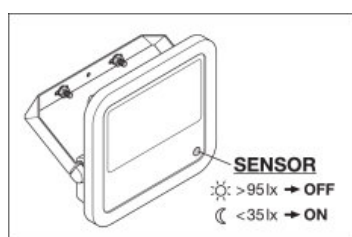
Max. wind load surface 0.046 m²

LOGISTICAL DATA

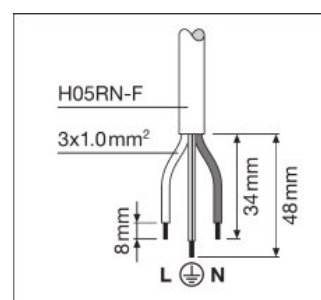
Product code	Packaging unit (Pieces/Unit)	Dimensions (length x width x height)	Gross weight	Volume
4058075461093	Folding carton box 1	56 mm x 244 mm x 285 mm	2224.00 g	3.89 dm ³
4058075461109	Shipping carton box 4	289 mm x 274 mm x 347 mm	9413.00 g	27.48 dm ³

The mentioned product code describes the smallest quantity unit which can be ordered. One shipping unit can contain one or more single products. When placing an order, for the quantity please enter single or multiples of a shipping unit.

ADDITIONAL CATALOG INFORMATION



	A	B	C	⌀	IP
65W	150	154	3.5	2x M8	0.545vF
80W	150	154	10.5	2x M10	0.501vF
125W	170	178	10.5	2x M10	0.985vF
165W	170	178	12.5	2x M12	0.102vF
200W	170	178	12.5	2x M12	0.124vF



REFERENCES / LINKS

For Guarantee see
 ▶ www.ledvance.com/guarantee

DISCLAIMER

Subject to change without notice. Errors and omission excepted. Always make sure to use the most recent release.