

Enbeam 24 Way SC Duplex/LC Quad Fibre Optic Panel - Empty

Item Code: 200-951

excel
without compromise.



✕ Load only with Flangeless adaptors

✕ Multimode and Singlemode

✕ Choice of port density

✕ Management and fixing kit included

✕ Upto 24 duplex adaptors per patch panel

✕ Port identification numbers

Product Overview

The Excel range of SC patch panels are sliding drawer 'tray style' housings suitable for either direct termination or splicing of upto 48 fibres in 1U of rack space. Each panel is manufactured from high quality 2mm thick steel powder coat finish to provide a strong and durable unit. To the front of the patch panel the specified number of duplex adaptors are loaded from left to right. Each panel utilises colour coded adaptors, beige, aqua and violet for multimode, blue for singlemode and green for SM APC. Each duplex adaptor accommodates two terminated fibres. Each panel has included within it a set of fixing brackets, and a cable management pack which includes cable entry glands, cable ties, and a 24 way splice bridge.

Note that SC panels can be assembled to order using a combination of adaptors, pigtails and splice cassettes - call to enquire.

Product Specifications

Feature	Values
Suitable for number of fibre cores	96
Suitable for number of module inserts	24
Loaded with number of couplings/adapters	0
Type of connector external	SC duplex
Type of connector interior	SC duplex
Colour	Black
RAL-number	9005
Mounting method	19 inch mounting
Number of rack units (RU)	1

Enbeam 24 Way SC Duplex/LC Quad Fibre Optic Panel - Empty

Item Code: 200-951



Height	43.5 mm
Width	483 mm
Depth	219.5 mm

Additional specifications

Feature	Value
Operating Temperature	-40 to +80 °C
IP Rating	IP20
Cable Entry 20mm	2
Cable Entry 25mm	2
Material	Cold rolled steel
Material Thickness	2mm
Material Coating	Powder Coating
RoHs Compliant Adaptor	Yes
Designed in accordance with	ISO/IEC 11801, IEC60304, IEC61754, TIA/EIA 568.D

Included accessories

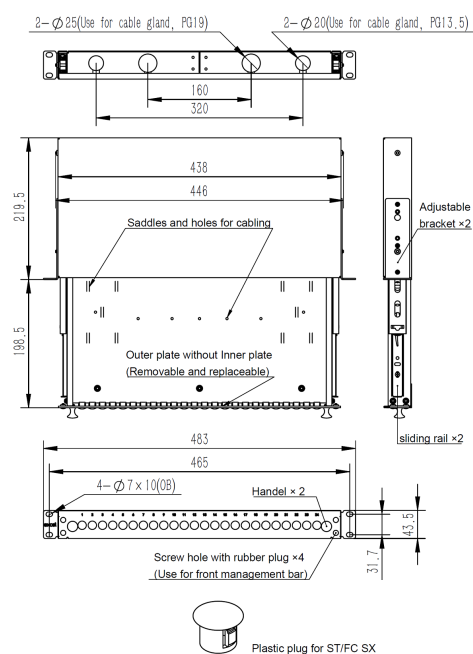
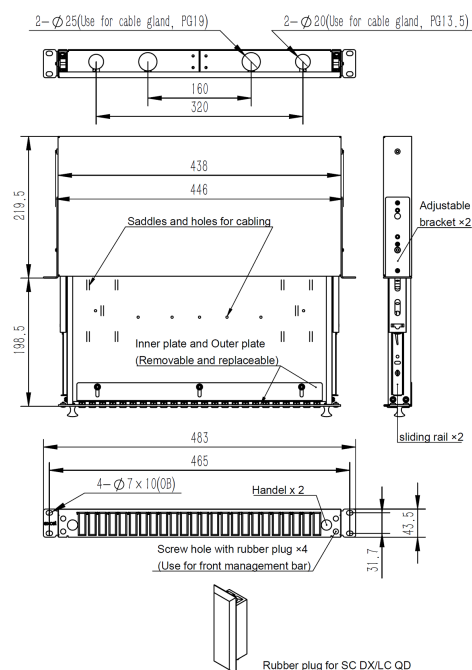
Accessories	Quantity
Cable Gland (PG 13.5)	1
Cable Gland(PG 19)	1
Nylon cable tie	7
Adjustable cable tie	4
24 Position splice holder	2
Label holder (210 x 9.2 mm)	2
Mounting twist tie	4
Cage nuts and screws	1pk

Enbeam 24 Way SC Duplex/LC Quad Fibre Optic Panel - Empty

Item Code: 200-951

excel
without compromise.

Product drawing

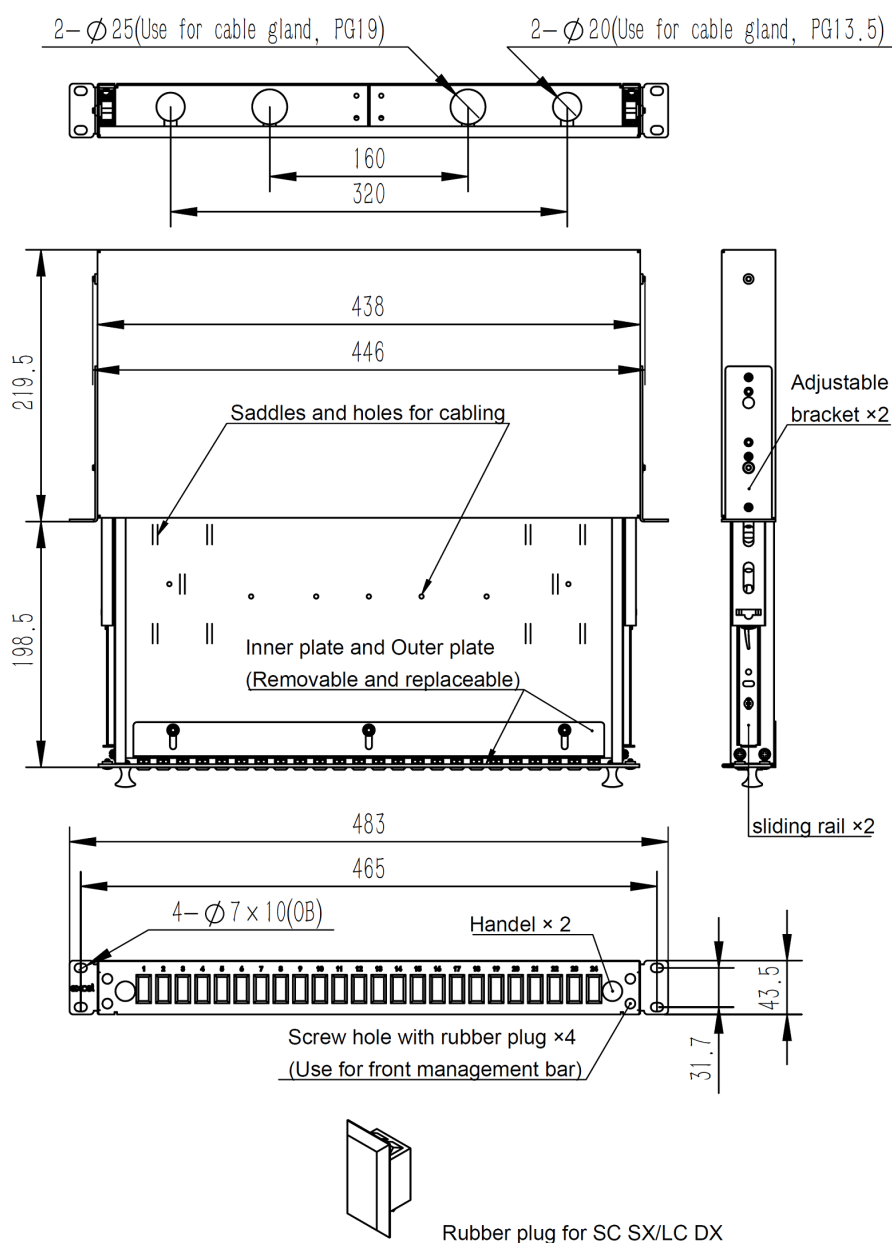


Enbeam 24 Way SC Duplex/LC Quad Fibre Optic Panel - Empty

Item Code: 200-951

excel
without compromise.

Product drawings



Part Number Table

Part Number	Description
200-950	Enbeam 24 Way ST/FC Simplex Fibre Optic Panel - Empty
200-951	Enbeam 24 Way SC Duplex/LC Quad Fibre Optic Panel - Empty
200-952	Enbeam 24 Way SC Simplex/LC Duplex Fibre Optic Panel - Empty

Enbeam 24 Way SC Duplex/LC Quad Fibre Optic Panel - Empty

Item Code: 200-951



Excel is a world class premium performing end to end infrastructure solution designed, Manufactured, supported and delivered without compromise.

Contact us at sales@excel-networking.com



E&OE. Excel is a registered trade name of Mayflex Holdings Ltd.